


# AGATI SEATING


**RIO BOOMERANG ARM**

DESCRIPTION	ITEM NO	SIZE	STANDARD LIST
-------------	---------	------	---------------




Lounge Chair with solid maple arms and feet. RIO-STG-2201 31w 33d 35h 17sh 25ah

COM requirement: 4 yards of 54" wide plain fabric.  
COL requirement: 72 sq. ft.




Bariatric Lounge with solid maple arms and feet. RIO-STG-2201.5 42w 33d 35h 17sh 25ah

COM requirement: 6 yards of 54" wide plain fabric.  
COL requirement: 108 sq. ft.



Two Seat Settee with solid maple arms and feet. RIO-STG-2202 56w 33d 35h 17sh 25ah

COM requirement: 6 yards of 54" wide plain fabric.  
COL requirement: 108 sq. ft.



Three Seat Sofa with solid maple arms and feet. RIO-STG-2203 81w 33d 35h 17sh 25ah

COM requirement: 7 yards of 54" wide plain fabric.  
COL requirement: 126 sq. ft.

**Custom Options:**

Option	Item No.
--------	----------

Caster Feet	OPT-CST-01
Metal Feet	OPT-MET-02
Two tone fabric	OPT-UPH-20
Cal 133	OPT-UPH-133
COL	OPT-UPH-L

Custom wood finishes and other modifications available upon request.