

AGATI

PRICE LIST 2018

FURNITURE COLLECTIONS
SEATING • CHILDRENS • OCCASIONALS



Craftsmanship for Centers of Learning • Healthcare • Hospitality • Corporate

AGATI Furniture 1219 W. Lake Street Chicago, IL 60607

T 312.829.1977 F 312.829.8249 www.agati.com

Eff. 01.1.18

AGATI

PRICE LIST 2018

SECTIONS

SECTION I.
AGATI OVERVIEW

SECTION II.
SEATING

SECTION III.
COLLECTIONS

Overview

AGATI Furniture is synonymous with timeless designs and exceptionally crafted pieces. Clients and designers everywhere use the AGATI team as a trusted resource. But it is Agati the person that makes his company renowned. Lead by Joe Agati's vision and talent, the AGATI approach is to provide individualized attention and tailored solutions to meet the needs of our clients.

AGATI's ability to provide classic, yet functional designs transcends all markets. Known for its work in the institutional market, AGATI builds furniture to withstand the rigors of daily use. These types of environments see a revolving door of users on a daily basis, so the furniture must be able to stand the test of time. AGATI also understands that every project has its budget.

Superior American craftsmanship.

All AGATI Collections are original designs and are constructed to endure heavy use. AGATI manufactures its chairs using the mortise and tenon method, not the more common dowel method. Each right angled joint is secured with a hardwood pin, making the strongest joint possible. AGATI chairs also feature one-piece, solid lumber back leg posts for superior stability and strength. Engineered with lumbar supports shaped into the back splats, AGATI chairs are designed for patron comfort – not for easy manufacturing.

AGATI knows design.

AGATI is defined by versatility. Designs combine a unique blend of aesthetics and engineering, distinguished by their eclectic styles. Inspired by the need for furniture that is both timeless and universal, AGATI is committed to the design and engineering of each and every piece.

Modifying standard collections is one way AGATI works to keep costs down.

Being able to enhance an already standard collection allows AGATI to work within budget constraints, while still supplying our clients with custom capabilities.

Ultimately, AGATI's mission is to be a high quality, furniture resource to architects, designers and clients through design, engineering, and project management expertise. Each design is carefully considered for structure, strength, and durability. These elements are critical to a long product lifecycle and reduced landfill waste. Our sustainable products result from using renewable American hardwoods and other natural materials to meet the goals of green architecture.

Chairs can be modified to compliment their surrounding interiors, enhancing any environment.

Table bases are constructed with side aprons and leg stretchers, and are mounted to the bottom face of the table tops with steel plates. This structure provides a foundation for a solid, long lasting work surface. The time, effort, and care expended in the manufacturing of these products ensure many years of safe use.

Furniture built to last a lifetime means investing in the future. AGATI is dedicated to implementing sound environmental practices such as utilizing domestic reforested lumber, as well as reusable packaging materials. AGATI believes in helping preserve resources at no expense to the integrity of the product or the satisfaction of the customer.

Celebrated for its design. Chosen for its quality.

AGATI

AGATI

GENERAL INFORMATION

Prices	Published prices are list unless otherwise indicated.	Prices are subject to change without notice.
Warranty	<p>AGATI products are warranted against all defects in materials and workmanship for a period of ten years from date of delivery. This includes the following: veneer lifting or peeling, glue joint failure, and wood joints pulling apart. AGATI hand crafts and finishes its products using the finest hardwoods and traditional hand finishing techniques. AGATI uses finishing techniques that are intended to highlight the inherent beauty of the wood used in its products. Depending upon the figure of the wood used, certain areas may take the stain differently than others. This is considered a sign of high quality, unretouched finish. Finishes mellow with age. Since wood is a natural material, some expansion and contraction is to be expected. The foregoing is not to be considered a defect in the materials or manufacturing process used and is not covered under warranty. The catalyzed finishes used by AGATI are very durable and will not cloud or ring from water stains and are resistant to solvents such as alcohol.</p>	<p>The AGATI warranty covers the lifting of any plastic laminate from the substrate but can not underwrite the laminate manufacturer's guarantee against scratching and chipping.</p> <p>During the warranty period, AGATI will, at its discretion, repair or replace defective merchandise free of charge.</p> <p>This warranty does not extend to COM, COL or any non-standard materials selected by and used at the request of the customer. This warranty does not extend to damage resulting from shipping, accident, alteration, misuse, tampering, negligence, abuse or ordinary wear and tear. This warranty is given expressly and in lieu of all other warranties, express or implied, or merchantability and fitness for particular purpose and constitutes the only warranty made by AGATI.</p> <p>No merchandise may be returned to AGATI without AGATI's written approval.</p>
Orders and Terms	<p>Each customer's order will be processed as indicated on AGATI's shop drawings, and is the final agreement between AGATI and the customer and supercedes all prior written and oral data regarding said order. Any discrepancy between the customer's purchase order and AGATI's confirmation must be brought to AGATI's attention, in writing, within ten days from the date of confirmation. As a general rule, AGATI will accept changes to confirmed orders under the following conditions:</p>	<ol style="list-style-type: none">1) The request must be submitted in writing and received in time so that the requested change may be incorporated into the production schedule.2) Changes will be subject to review by AGATI's production staff. Additional charges for materials, labor and administrative costs will be billed as necessary. <p>AGATI will confirm all order changes in writing.</p>
Order Acknowledgement	<p>Acknowledgement will be made for each order and indicates final production specifications. Buyer should check the acknowledgement to be sure that all order details are correct. Orders will not be acknowledged or entered for production until all specification information is complete. Accepted orders are subject to the terms and conditions set forth herein and on our acknowledgement, notwithstanding any variance in terms and conditions set forth on buyer's order form.</p>	<p>We are not responsible for delays beyond our control and will ship when merchandise is ready, invoicing as of that date. If buyer cannot accept, warehousing charges will be imposed. Partial shipments may be made and invoices covering these shipments are to be paid as they fall due.</p>

AGATI

GENERAL INFORMATION

Warehousing	As production space is at a premium, orders will be shipped as ordered.	On orders which cannot be shipped, furniture will be invoiced and warehousing charges will accrue on a monthly basis.
Cancellations, Changes and Returns	All cancellations, changes and returns must be requested in writing from our office and are not allowed without authorization. Authorized returns are subject to our shipping instructions. Changes are subject to our ability to comply and cancellations	where production has begun will incur a charge of 10% or more, depending upon state of production. Custom items may not be cancelled. Table orders normally cannot be cancelled as veneers and laminate tops are ordered immediately.
Shipping	Shipping options depend on size of order, destination and whether the product is cartoned or blanket wrapped.	For larger orders we will provide freight quotes.
Freight Damage and Claims	All items must pass through final inspection before being released to a transportation company which assumed responsibility for goods at that time. Product are shipped FOB origin and, once in transit, title passes to buyer who is responsible for resolving any transit related issue. Therefore, if shipment is received damaged, buyer must both file a claim and look to carrier for adjustment and our invoice in all conditions falls due as rendered. The following suggestions may assist buyers in handling freight claims:	<p>In the event of obvious damage, note damage on both copies of the freight bill and ask the driver to sign both copies.</p> <p>Note any excessive wear, damage or handling marks on cartons, especially if cartons appear to have been dropped, and follow written instructions on shock watch labels on cartons.</p> <p>Report concealed damage to carrier as quickly as possible</p> <p>Request that the carrier send an inspector immediately.</p> <p>Retain all cartons and packing materials.</p>
Design Rights	Designs shown in AGATI catalogs and literature and website are, and remain, the property of AGATI who reserves the exclusive right to manufacture them. Any reproduction of these	designs constitutes an infringement of AGATI rights and will incur prosecution. AGATI reserves the right to make changes in price, dimensions and/or construction without prior notice.
Custom Quotations and Orders	AGATI welcomes the opportunity to quote on custom designs and variations on existing designs. Requests must be thoroughly described and accompanied by drawings or sketches to insure correct interpretation. Custom designs are subject to interpretation by AGATI's production staff.	Orders for custom designs will be confirmed by AGATI in the usual manner along with shop drawings prepared by AGATI, which will require the customer's written approval to initiate production.
For More Information Contact us	AGATI Furniture 1219 W. Lake Street Chicago, IL 60607	Phone: 312.829.1977 Fax: 312.829.8249 www.agati.com

GREEN POLICY

As a wood furniture manufacturer, our efforts are to keep our forests healthy. AGATI believes in responsible business practices now, to ensure that we will have forests for future generations to enjoy.

AGATI's mission is to be a high quality furniture resource to architects, designers and clients through our design, engineering, and project management expertise. Each design is carefully considered for structure, strength, and durability. These elements are critical to a long product lifecycle and reduced landfill waste. We produce sustainable products by using renewable hardwoods and other natural materials to meet the goals of green architecture.

Designing for the Future

AGATI designs stand the test of time. Classic designs that do not cater to trends extend the longevity of our products. Clients are more likely to hold onto furniture for their lifespan versus discarding and buying new because of outdated styles.

Standard Practices

MATERIALS:

- AGATI's main material sources are hardwoods, which are sustainable solutions for eco-effective design and fabrication. AGATI uses locally grown hardwoods, coming from responsibly managed forests. American hardwoods (oak, cherry, maple, walnut) are renewable resources.
- AGATI now offers FSC (Forest Stewardship Council) wood seating certified for "chain of custody." Only wood from SFI or PEFC certified forests is used and a certificate is provided proving wood was harvested legally and taken from an FSC managed forest. Proof of chain of custody will also be provided.
- AGATI now offers furniture with FSC woods and composite cores. A certificate will be provided to prove the materials are FSC certified.
- AGATI is switching to using "CARB" (California Air Resources Board) compliant composite wood products. This standard addresses the formaldehyde emissions from the composite wood products by reducing the parts per million levels of VOCs emitted into the atmosphere by the formaldehyde found in current composite wood products.
- Water based glues are used for almost every application. Low VOC glues are Greenguard certified and used for all other applications.
- AGATI now offers water-based finishes.

Construction:

- AGATI engineers its chairs for superior lumbar support, patron comfort and long life, not ease of manufacturing.
- Many chair parts are steam bent rather than machined from glued-up or larger boards. More efficient use of product, results in less waste.
- Whenever possible, table legs are machined from blanks cut from wood bats (short log cut-offs from the sawmill) instead of resawing thicker lumber. This process allows greater lumber yield from the log and reduces waste.
- Table work surfaces are fabricated with Forbo Linoleum made from readily renewable natural materials. Forbo offers independent, peer-reviewed, full product Life-Cycle Assessments (LCA). Both Forbo and our laminate vendors are Greenguard certified.
- The steel AGATI uses has a 50% recycled rate for all metal furniture. Powder coat finishes are available which means no VOCs.
- Brushed stainless steel finishes are also available in select products

Shipping and Disposal:

- Approximately 95% of AGATI shipments are blanket wrapped cutting back on packaging and waste and allowing for re-use of blankets
- AGATI utilizes "Just-in-Time" manufacturing which results in less storage, less waste and conserves resources.
- AGATI waste is disposed of in a safe and controlled manner. The waste is picked up and recycled. AGATI uses what it is able to of the scrap (less waste) and whatever scrap is not used is also disposed of and recycled.

AGATI believes that being a green company is more than just providing a certificate. We are constantly researching ways to be more sustainable and stay in step, if not ahead, of the green movement. We believe in cradle-to-cradle green processes and continue to educate ourselves, our clients and our vendors in this tireless endeavor to ensure the well-being of the planet. For more information about CARB, FSC, VOCs, we invite you to visit us at www.agati.com.

AGATI

CHAIR STANDARDS

Standard Wood Species

Red Oak, Cherry, Maple

Antrim and Baja available in Maple only. Jet available in Beech only.

Wood Species Available Upon Request

White Oak (10%), Walnut (20%), Ash (10%), Beech (see Cherry)

Wood Species Not Available

Birch, Sycamore, Hickory, Elm, Mahogany, Teak

Upholstered Seats

Standard Profile	Low Profile	Special Profile
2-1/2" thick	1-1/2" thick	1" thick
Panel 1/2"	Panel 1/2"	Panel 1/2"
Foam 1-1/2"	Foam 1-1/2"	Foam skin 1/2"
Foam skin 1/2"	Foam skin 1/2"	

Ella Upholstered – Back uses 1/2" thick #2860 foam on the front and back side.

High Back Bench Seat uses 2-1/2" thick #2860 foam.

Flat Bench Seat uses 2" thick #2860 foam – corners of the cover are to be sewn.

CAL 117 Compliant – All upholstered seating meets specification.

CAL 133 Compliant – #2860 foam is standard for all side and arm chairs.

Boston Fire Code – requires a special order covering.

Burn test available upon request.

Miscellaneous	List
Laser Etching	\$90
Inlay	Per Project
Replacement Seat + fabric	\$98
CAL 133	\$100/yd.
COL	Add 20%
Book Rack	\$135
Kneeler	\$185
Side Chair Tablet Arm – Note specify right facing or left facing	\$255
Available on the following chairs:	
Prairie, Behrmann, White, DePaul, Charles and Gothic	
Lounge Chair Tablet Arm	\$691

Agati does not make outdoor seating or church pews.

Carton Charges	Net
Side chair	\$10
Arm chair	\$20
Side chair with tablet arm	\$20
Stools	\$20
Lounge Chair	\$90
2 Seat Settee	\$140
3 Seat Sofa	\$180
Ottoman	\$60
Bench	\$180

AGATI

PRICE LIST 2018

SEATING • CHILDRENS • OCCASIONALS

TABLE OF CONTENTS

SEATING

Chairs

Baja	5
Behrmann	6
Charles	7
Curtis	8-9
DePaul	10
Dori	11
Ella	12-15
Etta	16-20
Fan	21
Gothic	22
Mesa	23
Monterey	23
Prairie	24
Prima	25-27
Sensi	28-29
Sorriso	30
Talbot	30-32
White	33-34

Stools

Baja	35
Mesa	35
Prairie	36-37
Primary Milking Stool	37
Rio Pull Up	38
Monterey	38
White	39-40

Lounge

Charles	41
Frye	42
Glenbrook	43
Gothic	44
Havana	45
Havana Pull Up	46
Keystone	47
Roma	48
Rio	49
Rio Armless	50
Rio Boomerang Arm	51
Rio Pull Up	52
Tuxedo	53

Banquettes & Modular Seating

Gee Modular	54-61
Hampton Straight Sections	62-63
Hampton 90 Degree Curve Sections	64-65
Hampton 180 Degree Curve Sections	66-67
Hampton Outer Curve Sections	68
Metal Base Tables	69-71

Benches

Antrim	72
Cerino	73
Charles	74
DePaul	75-79
Frye	80
Gothic	81-85
Myles	86
Primary	87-88
Roland	89
Williams	90

CHILDRENS

Altra Forma	91
Behrmann	92
Ella	92
Gothic	92
Prairie	93
White	94-95
Rio Pull Up	95

OCCASIONAL TABLES

Antrim	96-97
Cerino	98
Charles	99-100
Charles II	101
Drum	102-103
Frye	104-105
Glenbrook	106
Gothic	107
Myles	108
Primary	109
Roland	110
Williams	111

AGATI

PRICE LIST 2018

FURNITURE COLLECTIONS

TABLE OF CONTENTS

Antrim

Study Tables	5
Table Carrels	6
Accessories	7
End Panels	8

Brown

Panel Tables	9-10
Leg Base Tables	11-12
Panel Carrels	13-14
Accessories	15
End Panels	15

Cerino

Study Tables	16-18
Table Carrels	19
Accessories	20
End Panels	20

Charles

Study Tables	20-22
Table Carrels	23
Panel Carrels	24-25
Accessories	26
End Panels	26

DePaul

Study Tables	27-28
Panel Carrels	29
Accessories	30
End Panels	30

Etta

Study Tables	31
Study Tables with Electrical	32

Gothic

Study Tables	33
Panel Tables	34
Panel Carrels	35
Accessories	36
End Panels	37

Hampton Nook

Workstation	38-39
Hampton Nook Duo	40

Manifest

Desking System	41
Tables	42

Metal Base Tables

Tables	43-45
--------------	-------

Myles

Study Tables	46-48
Table Carrels	48
Panel Carrels	49-50
Accessories	51
End Panels	51

POD

Study Carrel	52
POD Duo	53

Power Bar

Charging Table	54
----------------------	----

Primary

Study Tables	55
Table Carrels	56
Panel Carrels	57-58
Accessories/Booktrucks	59-60
End Panels	61
Desks	62
Shelving	63-64
Closets/Wardrobes	65

Roland

Tables	66-67
Carrels	68-69

AGATI

PRICE LIST 2018 FURNITURE COLLECTIONS

TABLE OF CONTENTS

Williams

Study Tables	70-71
Table Carrels	72
Panel Carrels	73-74
Accessories	75
End Panels	75

Elements

Workstations, Desks & Storage	76-79
Media Centers	80-81

Electrical Options & Accessories

Power and Data Access	82-84
Cable Management	85
Monitor, Keyboard and CPU Support	85-86
Power and Lighting Options	86



AGATI

PRICE LIST 2018

SEATING • CHILDRENS • OCCASIONALS







Craftsmanship for Centers of Learning • Healthcare • Hospitality • Corporate

AGATI Furniture 1219 W. Lake Street Chicago, IL 60607

T 312.829.1977 F 312.829.8249 www.agati.com



Eff. 01.1.18

AGATI SEATING





BAJA	DESCRIPTION	ITEM NO	SIZE	STANDARD LIST
 	Side chair, wood seat	BAJ-STG-1000	18w 23d 32h 17sh	\$966
	Side chair, upholstered seat	BAJ-STG-1002	18w 23d 32h 17sh	\$886
	Side chair, upholstered seat and back.	BAJ-STG-1004	18w 23d 32h 17sh	\$877
	Maple only*			
	COM requirement: 1 yard of 54" wide plain fabric per two chairs (seat only) COM requirement: 1.5 yards of 54" wide plain fabric per two chairs (seat and back) COL requirement: 18 sq. ft. per two chairs			
 	Arm chair, wood seat	BAJ-STG-1001	21w 23d 32h 17sh 26ah	\$1,094
	Arm chair, upholstered seat	BAJ-STG-1003	21w 23d 32h 17sh 26ah	\$1,013
	Arm chair, upholstered seat and back	BAJ-STG-1005	21w 23d 32h 17sh 26ah	\$1,009
	Maple only*			
	COM requirement: 1 yard of 54" wide plain fabric per two chairs (seat only) COM requirement: 1.5 yards of 54" wide plain fabric per two chairs (seat and back) COL requirement: 18 sq. ft. per two chairs			
ADDITIONAL OPTIONS:		ITEM NO		STANDARD LIST
	Laser Etching	OPT-LAS-01		\$93
	Inlay	OPT-INL-01	per project	
	Cal 133 Fire Barrier- per yard	OPT-UPH-133	per yard	\$103
	Book Rack	OPT-BKRK-01		\$140
	Kneeler (COM 1 yd. per two chairs)	OPT-KNLR-01		\$191

Custom wood finishes and modifications upon request.





AGATI SEATING

BEHRMANN	DESCRIPTION	ITEM NO	SIZE	STANDARD LIST	
 	Side chair, wood seat	BER-STG-1000	18w 22.5d 34.5h 18sh		
	red oak	BER-STG-1000-RO		\$592	
	cherry	BER-STG-1000-C		\$625	
	maple	BER-STG-1000-M		\$625	
	Side chair, upholstered seat	BER-STG-1002	18w 22.5d 34.5h 18sh		
	red oak	BER-STG-1002-RO		\$592	
	cherry	BER-STG-1002-C		\$625	
	maple	BER-STG-1002-M		\$625	
	COM requirement: .75 yard of 54" wide plain fabric per two chairs				
	COL requirement: 13.5 sq. ft. per two chairs				
ADDITIONAL OPTIONS:					
Laser Etching	OPT-LAS-01			\$93	
Inlay	OPT-INL-01	per project			
Cal 133 Fire Barrier - per yard	OPT-UPH-133	per yard		\$103	
Book Rack	OPT-BKRK-01			\$140	
Kneeler (COM 1 yd. per two chairs)	OPT-KNLR-01			\$191	
Tablet Arm	OPT-TAB-01			\$724	
Specify right arm facing or left arm facing.					
Custom wood finishes and modifications upon request.					



AGATI SEATING

CHARLES	DESCRIPTION	ITEM NO	SIZE	STANDARD LIST
 	Side chair, wood seat	CHR-STG-1000	18w 21.5d 39h 18sh	
	red oak	CHR-STG-1000-RO		\$916
	cherry	CHR-STG-1000-C		\$1,115
	maple	CHR-STG-1000-M		\$1,089
	Side chair, upholstered seat	CHR-STG-1002	18w 21.5d 39h 18sh	
	red oak	CHR-STG-1002-RO		\$894
	cherry	CHR-STG-1002-C		\$1,043
	maple	CHR-STG-1002-M		\$1,026
	COM requirement: .75 yard of 54" wide plain fabric per two chairs COL requirement: 13.5 sq. ft. per two chairs			
 	Arm chair, wood seat	CHR-STG-1001	24w 22.5d 39h 18sh	
	red oak	CHR-STG-1001-RO		\$988
	cherry	CHR-STG-1001-C		\$1,191
	maple	CHR-STG-1001-M		\$1,166
	Arm chair, upholstered seat	CHR-STG-1003	24w 22.5d 39h 18sh	
	red oak	CHR-STG-1003-RO		\$971
	cherry	CHR-STG-1003-C		\$1,119
	maple	CHR-STG-1003-M		\$1,094
	COM requirement: .75 yard of 54" wide plain fabric per two chairs COL requirement: 13.5 sq. ft. per two chairs			
ADDITIONAL OPTIONS:		ITEM NO		STANDARD LIST
Laser Etching	OPT-LAS-01		\$93	
Inlay	OPT-INL-01	per project		
Cal 133 Fire Barrier - per yard	OPT-UPH-133	per yard	\$103	
Book Rack	OPT-BKRR-01		\$140	
Kneeler (COM 1 yd. per two chairs)	OPT-KNLR-01		\$191	
Tablet Arm	OPT-TAB-01		\$724	
Specify right arm facing or left arm facing.				
Custom wood finishes and modifications upon request.				

AGATI SEATING





CURTIS PANEL BACK		DESCRIPTION	ITEM NO	SIZE	STANDARD LIST	
		Panel Back Side Chair, wood seat	CUR-STG-1000	20.5w 22.5d 37h 18sh		
		red oak	CUR-STG-1000-RO		\$1,089	
		cherry	CUR-STG-1000-C		\$1,288	
		maple	CUR-STG-1000-M		\$1,267	
			Panel Back Side Chair, upholstered seat	CUR-STG-1002	20.5w 22.5d 37h 18.5sh	
			red oak	CUR-STG-1002-RO		\$1,072
		cherry	CUR-STG-1002-C		\$1,221	
		maple	CUR-STG-1002-M		\$1,199	
		COM: .75 yard of 54" wide fabric per two chairs COL: 13.5 sq. ft. per two chairs				
		Panel Back Arm Chair, wood seat	CUR-STG-1001	20.5w 22.5d 37h 18sh 27ah		
		red oak	CUR-STG-1001-RO		\$1,212	
		cherry	CUR-STG-1001-C		\$1,416	
		maple	CUR-STG-1001-M		\$1,390	
			Panel Back Arm Chair, upholstered seat	CUR-STG-1003	20.5w 22.5d 37h 18.5sh 27ah	
			red oak	CUR-STG-1003-RO		\$1,199
		cherry	CUR-STG-1003-C		\$1,356	
		maple	CUR-STG-1003-M		\$1,327	
		COM: .75 yard of 54" wide fabric per two chairs COL: 13.5 sq. ft. per two chairs				
ADDITIONAL OPTIONS:		ITEM NO		STANDARD LIST		
Laser Etching		OPT-LAS-01		\$93		
Inlay		OPT-INL-01	per project			
Cal 133 Fire Barrier -per yard		OPT-UPH-133	per yard	\$103		
Book Rack		OPT-BKRR-01		\$140		
Custom wood finishes and modifications upon request.						

AGATI SEATING



CURTIS LADDER BACK	DESCRIPTION	ITEM NO	SIZE	STANDARD LIST
	Ladder Back Side Chair, wood seat	CUR-STG-1004	20.5w 22.5d 37h 18sh	
	red oak	CUR-STG-1004-RO		\$966
	cherry	CUR-STG-1004-C		\$1,161
	maple	CUR-STG-1004-M		\$1,140
	Ladder Back Side Chair, upholstered seat	CUR-STG-1006	20.5w 22.5d 37h 18.5sh	
	red oak	CUR-STG-1006-RO		\$945
cherry	CUR-STG-1006-C		\$1,094	
maple	CUR-STG-1006-M		\$1,072	
	COM: .75 yard of 54" wide fabric per two chairs COL: 13.5 sq. ft. per two chairs			
	Ladder Back Arm Chair, wood seat	CUR-STG-1005	20.5w 22.5d 37h 18sh 27ah	
	red oak	CUR-STG-1005-RO		\$1,089
	cherry	CUR-STG-1005-C		\$1,288
	maple	CUR-STG-1005-M		\$1,267
	Ladder Back Arm Chair, upholstered seat	CUR-STG-1007	20.5w 22.5d 37h 18.5sh 27ah	
	red oak	CUR-STG-1007-RO		\$1,072
cherry	CUR-STG-1007-C		\$1,221	
maple	CUR-STG-1007-M		\$1,199	
	COM: .75 yard of 54" wide fabric per two chairs COL: 13.5 sq. ft. per two chairs			
	ADDITIONAL OPTIONS:	ITEM NO		STANDARD LIST
	Laser Etching	OPT-LAS-01		\$93
	Inlay	OPT-INL-01	per project	
	Cal 133 Fire Barrier - per yard	OPT-UPH-133	per yard	\$103
	Book Rack	OPT-BKRK-01		\$140

Custom wood finishes and modifications upon request.





AGATI SEATING

DEPAUL	DESCRIPTION	ITEM NO	SIZE	STANDARD LIST
 	Side Chair, wood seat	DEP-STG-1000	18w 21.5d 39h 18sh	
	red oak	DEP-STG-1000-RO		\$916
	cherry	DEP-STG-1000-C		\$1,115
	maple	DEP-STG-1000-M		\$1,089
	Side Chair, upholstered seat	DEP-STG-1002	18w 21.5d 39h 18sh	
	red oak	DEP-STG-1002-RO		\$894
	cherry	DEP-STG-1002-C		\$1,043
	maple	DEP-STG-1002-M		\$1,026
COM requirement: .75 yard of 54" wide plain fabric per two chairs. COL requirement: 13.5 sq. ft. per two chairs.				
 	Arm Chair, wood seat	DEP-STG-1001	24w 22.5d 39h 18sh 26ah	
	red oak	DEP-STG-1001-RO		\$988
	cherry	DEP-STG-1001-C		\$1,191
	maple	DEP-STG-1001-M		\$1,166
	Arm Chair, upholstered seat	DEP-STG-1003	24w 22.5d 39h 18sh 26ah	
	red oak	DEP-STG-1003-RO		\$971
	cherry	DEP-STG-1003-C		\$1,119
	maple	DEP-STG-1003-M		\$1,094
COM requirement: .75 yard of 54" wide plain fabric per two chairs. COL requirement: 13.5 sq. ft. per two chairs.				
ADDITIONAL OPTIONS:		ITEM NO		STANDARD LIST
	Laser Etching	OPT-LAS-01		\$93
	Inlay	OPT-INL-01	per project	
	Cal 133 Fire Barrier- per yard	OPT-UPH-133	per yard	\$103
	Book Rack	OPT-BKRK-01		\$140
	Kneeler (COM 1 yd. per two chairs)	OPT-KNLR-01		\$191
	Tablet Arm	OPT-TAB-01		\$724
Specify right arm facing or left arm facing.				
Custom wood finishes and modifications upon request.				

AGATI SEATING





DORI TASK CHAIR	DESCRIPTION	ITEM NO	SIZE	STANDARD LIST
	Task Chair with Arms, polished aluminum base and seven points of adjustment COM requirement: 3 yards of 54" wide plain fabric.	DOR-STG-3000	27w 27d 36-43h	Call for pricing
	Armless Task Chair with polished aluminum base and seven points of adjustment COM requirement: 3 yards of 54" wide plain fabric.	DOR-STG-3050	27w 27d 36-43h	Call for pricing
Warranty 5 years				

AGATI SEATING

ELLA PANEL BACK	DESCRIPTION	ITEM NO	SIZE	STANDARD LIST
	Side Chair with panel back, wood seat	ELA-STG-1000	20w 24.5d 34.5h 17.75sh	
	red oak	ELA-STG-1000-RO		\$1,043
	cherry	ELA-STG-1000-C		\$1,233
	maple	ELA-STG-1000-M		\$1,212
	Side Chair with panel back, upholstered seat	ELA-STG-1002	20w 24.5d 34.5h 18.5sh	
	red oak	ELA-STG-1002-RO		\$1,047
	cherry	ELA-STG-1002-C		\$1,199
	maple	ELA-STG-1002-M		\$1,174
COM requirement: .75 yards of 54" wide plain fabric per two chairs. COL requirement: 13.5 sq. ft. per two chairs.				
	Arm Chair with panel back, wood seat	ELA-STG-1001	22w 24.5d 34.5h 17.75sh 26.5ah	
	red oak	ELA-STG-1001-RO		\$1,140
	cherry	ELA-STG-1001-C		\$1,344
	maple	ELA-STG-1001-M		\$1,314
	Arm Chair with panel back, upholstered seat	ELA-STG-1003	22w 24.5d 34.5h 18.5sh 26.5ah	
	red oak	ELA-STG-1003-RO		\$1,149
	cherry	ELA-STG-1003-C		\$1,301
	maple	ELA-STG-1003-M		\$1,280
COM requirement: .75 yards of 54" wide plain fabric per two chairs. COL requirement: 13.5 sq. ft. per two chairs.				
ADDITIONAL OPTIONS:		ITEM NO		STANDARD LIST
Laser Etching		OPT-LAS-01		\$93
Inlay		OPT-INL-01	per project	
Cal 133 Fire Barrier -per yard		OPT-UPH-133	per yard	\$103
Book Rack		OPT-BKRK-01		\$140
Kneeler (COM 1 yd. per two chairs)		OPT-KNLR-01		\$191





Wood frame chair available with various inset back panel materials, finishes and other options including routed and perforated patterns. Custom wood finishes and modifications available upon request.

AGATI SEATING



ELLA GRID BACK	DESCRIPTION	ITEM NO	SIZE	STANDARD LIST
	Side Chair with grid panel back, wood seat.	ELA-STG-1010	20w 24.5d 34.5h 17.75sh	
	red oak	ELA-STG-1010-RO		\$1,166
	cherry	ELA-STG-1010-C		\$1,365
	maple	ELA-STG-1010-M		\$1,335
	Side Chair with grid panel back, upholstered seat.	ELA-STG-1012	20w 24.5d 34.5h 18.5sh	
	red oak	ELA-STG-1012-RO		\$1,174
	cherry	ELA-STG-1012-C		\$1,322
	maple	ELA-STG-1012-M		\$1,301
COM requirement: .75 yards of 54" wide plain fabric per two chairs. COL requirement: 13.5 sq. ft. per two chairs.				
	Arm Chair with grid panel back, wood seat.	ELA-STG-1011	22w 24.5d 34.5h 17.75sh 26.5ah	
	red oak	ELA-STG-1011-RO		\$1,267
	cherry	ELA-STG-1011-C		\$1,467
	maple	ELA-STG-1011-M		\$1,441
	Arm Chair with grid panel back, upholstered seat.	ELA-STG-1013	22w 24.5d 34.5h 18.5sh 26.5ah	
	red oak	ELA-STG-1013-RO		\$1,280
	cherry	ELA-STG-1013-C		\$1,433
	maple	ELA-STG-1013-M		\$1,403
COM requirement: .75 yards of 54" wide plain fabric per two chairs. COL requirement: 13.5 sq. ft. per two chairs.				
ADDITIONAL OPTIONS:		ITEM NO		STANDARD LIST
	Laser Etching	OPT-LAS-01		\$93
	Inlay	OPT-INL-01	per project	
	Cal 133 Fire Barrier -per yard	OPT-UPH-133	per yard	\$103
	Book Rack	OPT-BKRK-01		\$140
	Kneeler (COM 1 yd. per two chairs)	OPT-KNLR-01		\$191

Wood frame chair available with various inset back panel materials, finishes and other options including routed and perforated patterns. Custom wood finishes and modifications available upon request.




AGATI SEATING

ELLA LADDER BACK	DESCRIPTION	ITEM NO	SIZE	STANDARD LIST
	Side Chair with ladder back, wood seat.	ELA-STG-1006	20w 24.5d 34.5h 17.75sh	
	red oak	ELA-STG-1006-RO		\$1,064
	cherry	ELA-STG-1006-C		\$1,267
	maple	ELA-STG-1006-M		\$1,238
	Side Chair with ladder back, upholstered seat.	ELA-STG-1008	20w 24.5d 34.5h 18.5sh	
	red oak	ELA-STG-1008-RO		\$1,072
	cherry	ELA-STG-1008-C		\$1,221
	maple	ELA-STG-1008-M		\$1,199
COM requirement: .75 yards of 54" wide plain fabric per two chairs. COL requirement: 13.5 sq. ft. per two chairs.				
	Arm Chair with ladder back, wood seat.	ELA-STG-1007	22w 24.5d 34.5h 17.75sh 26.5ah	
	red oak	ELA-STG-1007-RO		\$1,166
	cherry	ELA-STG-1007-C		\$1,365
	maple	ELA-STG-1007-M		\$1,335
	Arm Chair with ladder back, upholstered seat.	ELA-STG-1009	22w 24.5d 34.5h 18.5sh 26.5ah	
	red oak	ELA-STG-1009-RO		\$1,174
	cherry	ELA-STG-1009-C		\$1,322
	maple	ELA-STG-1009-M		\$1,301
COM requirement: .75 yards of 54" wide plain fabric per two chairs. COL requirement: 13.5 sq. ft. per two chairs.				
ADDITIONAL OPTIONS:		ITEM NO		STANDARD LIST
Laser Etching		OPT-LAS-01		\$93
Inlay		OPT-INL-01	per project	
Cal 133 Fire Barrier -per yard		OPT-UPH-133	per yard	\$103
Book Rack		OPT-BKRK-01		\$140
Kneeler (COM 1 yd. per two chairs)		OPT-KNLR-01		\$191
Custom wood finishes and modifications upon request.				

AGATI SEATING

ELLA UPHOLSTERED	DESCRIPTION	ITEM NO	SIZE	STANDARD LIST
	Side Chair, upholstered seat and back	ELA-STG-1004	20w 24.5d 34.5h 18.5sh	
	red oak	ELA-STG-1004-RO		\$1,094
	cherry	ELA-STG-1004-C		\$1,301
	maple	ELA-STG-1004-M		\$1,280
	COM requirement: 1.75 yards of 54" wide plain fabric for two chairs. COL requirement: 32 sq. ft. per two chairs.			
	Arm Chair, upholstered seat and back	ELA-STG-1005	22w 24.5d 34.5h 18.5sh 26.5ah	
	red oak	ELA-STG-1005-RO		\$1,199
	cherry	ELA-STG-1005-C		\$1,356
	maple	ELA-STG-1005-M		\$1,327
	COM requirement: 1.75 yards of 54" wide plain fabric for two chairs. COL requirement: 32 sq. ft. per two chairs.			
ADDITIONAL OPTIONS:		ITEM NO		STANDARD LIST
Laser Etching	OPT-LAS-01		\$93	
Inlay	OPT-INL-01	per project		
Cal 133 Fire Barrier -per yard	OPT-UPH-133	per yard	\$103	
Book Rack	OPT-BKRR-01		\$140	
Kneeler (COM 1 yd. per two chairs)	OPT-KNLR-01		\$191	
Tablet Arm		N/A		
Custom wood finishes and modifications upon request.				

AGATI SEATING




ETTA SIDE CHAIR	DESCRIPTION	ITEM NO	SIZE	STANDARD LIST
	Side Chair, Solid Wood, Seat and Back Beech	ETA-STG-1800-B	19 1/2w 22 1/2d 33 1/2h 18sh	\$790
	Side Chair, Solid Wood, Upholstered Seat Beech	ETA-STG-1802-B	19 1/2w 22 1/2d 33 1/2h 18sh	\$893
	COM requirement: 0.5 yards of 54" wide plain fabric for two chairs. COL requirement: 32 sq. ft. per two chairs.			
	Side Chair, Solid Wood, Upholstered Seat and Back Beech	ETA-STG-1804-B	19 1/2w 22 1/2d 33 1/2h 18sh	\$1,119
	COM requirement: 1 yards of 54" wide plain fabric for two chairs. COL requirement: 32 sq. ft. per two chairs.			
	ADDITIONAL OPTIONS:	ITEM NO		STANDARD LIST
	Laser Etching	OPT-LAS-01		\$93
	Inlay	OPT-INL-01	per project	
	Cal 133 Fire Barrier -per yard	OPT-UPH-133	per yard	\$103
	Custom wood finishes and modifications upon request. Call form information on other wood species			

AGATI




SEATING

ETTA STOOL	DESCRIPTION	ITEM NO	SIZE	STANDARD LIST
	Bar Stool, Solid Wood, Seat and Back with Self Centering Swivel Beech	ETA-STG-2900-B	22w 25 1/2d 47 1/2h 29sh	\$1,004
	Bar Stool, Solid Wood, Upholstered Seat with Self Centering Swivel Beech	ETA-STG-2902-B	22w 25 1/2d 47 1/2h 29sh	\$1,128
	COM requirement: 0.5 yards of 54" wide plain fabric for two chairs. COL requirement: 32 sq. ft. per two chairs.			
	Bar Stool, Solid Wood, Upholstered Seat and Back with Self Centering Swivel Beech	ETA-STG-2904-B	22w 25 1/2d 47 1/2h 29sh	\$1,333
	COM requirement: 1 yards of 54" wide plain fabric for two chairs. COL requirement: 32 sq. ft. per two chairs.			
	Counter Stool, Solid Wood, Seat and Back with Self Centering Swivel Beech	ETA-STG-2400-B	20 1/2w 25 1/2d 47 1/2h 24sh	\$1,004
	Counter Stool, Solid Wood, Upholstered Seat with Self Centering Swivel Beech	ETA-STG-2402-B	20 1/2w 25 1/2d 47 1/2h 24sh	\$1,128
	COM requirement: 0.5 yards of 54" wide plain fabric for two chairs. COL requirement: 32 sq. ft. per two chairs.			
	Counter Stool, Solid Wood, Upholstered Seat and Back with Self Centering Swivel Beech	ETA-STG-2404-B	20 1/2w 25 1/2d 47 1/2h 24sh	\$1,333
	COM requirement: 1 yards of 54" wide plain fabric for two chairs. COL requirement: 32 sq. ft. per two chairs.			
	ADDITIONAL OPTIONS:	ITEM NO		STANDARD LIST
	Laser Etching	OPT-LAS-01		\$93
	Inlay	OPT-INL-01	per project	
	Cal 133 Fire Barrier -per yard	OPT-UPH-133	per yard	\$103
	Custom wood finishes and modifications upon request. Call form information on other wood species			




AGATI SEATING

ETTA YOUTH SIDE CHAIR	DESCRIPTION	ITEM NO	SIZE	STANDARD LIST
	Youth Side Chair, Solid Wood, Seat and Back Beech	ETA-STG-1600-B	18 1/2w 22 1/2d 31 1/2h 16sh	\$790
	Youth Side Chair, Solid Wood, Upholstered Seat Beech	ETA-STG-1602-B	18 1/2w 22 1/2d 31 1/2h 16sh	\$893
	COM requirement: 0.5 yards of 54" wide plain fabric for two chairs. COL requirement: 32 sq. ft. per two chairs.			
	Youth Side Chair, Solid Wood, Upholstered Seat and Back Beech	ETA-STG-1604-B	18 1/2w 22 1/2d 31 1/2h 16sh	\$1,119
	COM requirement: 1 yards of 54" wide plain fabric for two chairs. COL requirement: 32 sq. ft. per two chairs.			
	ADDITIONAL OPTIONS:	ITEM NO		STANDARD LIST
	Laser Etching	OPT-LAS-01		\$93
	Inlay	OPT-INL-01	per project	
	Cal 133 Fire Barrier -per yard	OPT-UPH-133	per yard	\$103
	Custom wood finishes and modifications upon request. Call form information on other wood species			

AGATI SEATING

ETTA KIDS SIDE CHAIR	DESCRIPTION	ITEM NO	SIZE	STANDARD LIST
	Kids Side Chair, Solid Wood, Seat and Back Beech	ETA-STG-1400-B	15 1/2w 17 1/2d 26h 14sh	\$761
	Kids Side Chair, Solid Wood, Upholstered Seat Beech	ETA-STG-1402-B	15 1/2w 17 1/2d 26h 14sh	\$885
	COM requirement: 0.5 yards of 54" wide plain fabric for two chairs. COL requirement: 32 sq. ft. per two chairs.			
	Kids Side Chair, Solid Wood, Upholstered Seat and Back Beech	ETA-STG-1404-B	15 1/2w 17 1/2d 26h 14sh	\$1,090
	COM requirement: 1 yards of 54" wide plain fabric for two chairs. COL requirement: 32 sq. ft. per two chairs.			
	ADDITIONAL OPTIONS:	ITEM NO		STANDARD LIST
	Laser Etching	OPT-LAS-01		\$93
	Inlay	OPT-INL-01	per project	
	Cal 133 Fire Barrier -per yard	OPT-UPH-133	per yard	\$103
	Custom wood finishes and modifications upon request. Call form information on other wood species			

AGATI SEATING

ETTA TODDLER SIDE CHAIR	DESCRIPTION	ITEM NO	SIZE	STANDARD LIST
	Toddler Side Chair, Solid Wood, Seat and Back Beech	ETA-STG-1200-B	14 1/2w 17 1/2d 24h 12sh	\$761
	Toddler Side Chair, Solid Wood, Upholstered Seat Beech	ETA-STG-1202-B	14 1/2w 17 1/2d 24h 12sh	\$885
	COM requirement: 0.5 yards of 54" wide plain fabric for two chairs. COL requirement: 32 sq. ft. per two chairs.			
	Toddler Side Chair, Solid Wood, Upholstered Seat and Back Beech	ETA-STG-1204-B	14 1/2w 17 1/2d 24h 12sh	\$1,090
	COM requirement: 1 yards of 54" wide plain fabric for two chairs. COL requirement: 32 sq. ft. per two chairs.			
	ADDITIONAL OPTIONS:	ITEM NO		STANDARD LIST
	Laser Etching	OPT-LAS-01		\$93
	Inlay	OPT-INL-01	per project	
	Cal 133 Fire Barrier -per yard	OPT-UPH-133	per yard	\$103
	Custom wood finishes and modifications upon request. Call form information on other wood species			

AGATI SEATING







FAN	DESCRIPTION	ITEM NO	SIZE	STANDARD LIST
	Arm chair with self centering chrome disc base	FAN-STG-1000	31w 26.5d 29.5h 18sh	\$1,926



COM requirement: 3 yards of 54" wide plain fabric.

Warranty 5 years

AGATI SEATING

GOTHIC	DESCRIPTION	ITEM NO	SIZE	STANDARD LIST
	Side Chair, 4 quatrefoil back, wood seat	GOT-STG-1000	22.5w 22d 36h 19sh	
	red oak	GOT-STG-1000-RO		\$1,288
	cherry	GOT-STG-1000-C		\$1,488
	maple	GOT-STG-1000-M		\$1,462
	Side Chair, 4 quatrefoil back, upholstered seat	GOT-STG-1002	22.5w 22d 36h 19sh	
	red oak	GOT-STG-1002-RO		\$1,280
	cherry	GOT-STG-1002-C		\$1,433
	maple	GOT-STG-1002-M		\$1,403
COM requirement: .75 yards of 54" wide plain fabric per two chairs. COL requirement: 13.5 sq. ft. per two chairs.				
	Side Chair, 3 quatrefoil back, wood seat	GOT-STG-1004	18.5w 22d 36h 19sh	
	red oak	GOT-STG-1004-RO		\$1,288
	cherry	GOT-STG-1004-C		\$1,488
	maple	GOT-STG-1004-M		\$1,462
	Side Chair, 3 quatrefoil back, upholstered seat	GOT-STG-1006	18w 22d 36h 19sh	
	red oak	GOT-STG-1006-RO		\$1,280
	cherry	GOT-STG-1006-C		\$1,433
	maple	GOT-STG-1006-M		\$1,403
COM requirement: .75 yards of 54" wide plain fabric per two chairs. COL requirement: 13.5 sq. ft. per two chairs.				
	Arm Chair, wood seat	GOT-STG-1001	24.5w 22d 36h 19sh 25ah	
	red oak	GOT-STG-1001-RO		\$1,390
	cherry	GOT-STG-1001-C		\$1,594
	maple	GOT-STG-1001-M		\$1,560
	Arm Chair, upholstered seat	GOT-STG-1003	24.5w 22d 36h 19sh 25ah	
	red oak	GOT-STG-1003-RO		\$1,377
	cherry	GOT-STG-1003-C		\$1,534
	maple	GOT-STG-1003-M		\$1,500
COM requirement: .75 yards of 54" wide plain fabric per two chairs. COL requirement: 13.5 sq. ft. per two chairs.				
ADDITIONAL OPTIONS:				
Laser Etching	OPT-LAS-01			\$93
Inlay	OPT-INL-01	per project		
Cal 133 Fire Barrier -per yard	OPT-UPH-133	per yard		\$103
Book Rack	OPT-BKRK-01			\$140
Kneeler (COM 1 yd. per two chairs)	OPT-KNLR-01			\$191
Tablet Arm	OPT-TAB-01			\$724


Custom wood finishes and modifications available upon request.

AGATI SEATING

MESA	DESCRIPTION	ITEM NO	SIZE	STANDARD LIST
	Side chair, wood seat	MES-STG-1000-M	19w 21.5d 33.5h 17sh	\$962
	Side chair, upholstered seat	MES-STG-1002-M	19w 21.5d 33.5h 17sh	\$1,043
	Maple only*			
	COM requirement: 1 yard of 54" wide plain fabric per two chairs COL requirement: 18 sq. ft. per two chairs			

ADDITIONAL OPTIONS:	ITEM NO	STANDARD LIST
Laser Etching	OPT-LAS-01	\$93
Inlay	OPT-INL-01	per project
Cal 133 Fire Barrier-per yard	OPT-UPH-133	per yard \$103
Custom wood finishes and modifications upon request.		








AGATI SEATING

MONTEREY	DESCRIPTION	ITEM NO	SIZE	STANDARD LIST
	Side Chair, upholstered seat and back			
	beech	MON-STG-1002-BH	18w 22d 34.5h 18.5sh	\$615
	red oak	MON-STG-1002-RO		\$648
	cherry	MON-STG-1002-C		\$704
	maple	MON-STG-1002-M		\$685
	COM requirement: 1.75 yards of 54" wide plain fabric per two chairs. Contrasting Fabric: Seat .75 yards per two chairs, Back 1 yard per two chairs. COL requirement: 32 sq. ft. per two chairs.			



ADDITIONAL OPTIONS:	ITEM NO	STANDARD LIST
Laser Etching	OPT-LAS-01	\$93
Inlay	OPT-INL-01	per project
Cal 133 Fire Barrier - per yard	OPT-UPH-133	per yard \$103
Custom wood finishes and modifications upon request.		

AGATI

SEATING



PRAIRIE	DESCRIPTION	ITEM NO	SIZE	STANDARD LIST
	Slat Back Side Chair, wood seat	PRA-STG-1000	18w 22.5d 34.5h 18sh	
	red oak	PRA-STG-1000-RO		\$592
	cherry	PRA-STG-1000-C		\$639
	maple	PRA-STG-1000-M		\$625
	Side Chair, upholstered seat	PRA-STG-1002	18w 22.5d 34.5h 18sh	
	red oak	PRA-STG-1002-RO		\$592
	cherry	PRA-STG-1002-C		\$639
	maple	PRA-STG-1002-M		\$625
Also available in youth or child sizes, and as a high stool.				
	Ladder Back Side Chair, wood seat	PRA-STG-1004	18w 22.5d 34.5h 18sh	
	red oak	PRA-STG-1004-RO		\$592
	cherry	PRA-STG-1004-C		\$639
	maple	PRA-STG-1004-M		\$625
	Side Chair, upholstered seat	PRA-STG-1006	18w 22.5d 34.5h 18sh	
	red oak	PRA-STG-1006-RO		\$592
	cherry	PRA-STG-1006-C		\$639
	maple	PRA-STG-1006-M		\$625
Also available in youth or child sizes, and as a high stool.				
	Wavy Back Side Chair, wood seat	WAV-STG-1000	18w 22.5d 39h 18sh	
	red oak	WAV-STG-1000-RO		\$610
	cherry	WAV-STG-1000-C		\$665
	maple	WAV-STG-1000-M		\$657
	Side Chair, upholstered seat	WAV-STG-1002	18w 22.5d 39h 18sh	
	red oak	WAV-STG-1002-RO		\$610
	cherry	WAV-STG-1002-C		\$665
	maple	WAV-STG-1002-M		\$657
COM requirement: .75 yards of 54" plain fabric per two chairs. COL requirement: 13.5 sq. ft. per two chairs.				
	ADDITIONAL OPTIONS:	ITEM NO		STANDARD LIST
	Laser Etching	OPT-LAS-01		\$93
	Inlay	OPT-INL-01	per project	
	Cal 133 Fire Barrier- per yard	OPT-UPH-133	per yard	\$103
	Book Rack	OPT-BKRK-01		\$140
	Tablet Arm	OPT-TAB-01		\$724
Specify left arm facing or right arm facing.				
Custom wood finishes and modifications upon request. Note: Tablet arm available for Prairie, Behrmann, White, DePaul and Charles chairs.				

AGATI SEATING

PRIMA PANEL BACK	DESCRIPTION	ITEM NO	SIZE	STANDARD LIST
	Panel Back Arm Chair, wood seat	PRI-STG-1001	26w 21.5d 34.5h 18sh 26.5ah	
	red oak	PRI-STG-1001-RO		\$1,064
	cherry	PRI-STG-1001-C		\$1,267
	maple	PRI-STG-1001-M		\$1,238
	Panel Back Arm Chair, upholstered seat	PRI-STG-1003	26w 21.5d 34.5h 18.5sh 26.5ah	
	red oak	PRI-STG-1003-RO		\$1,047
cherry	PRI-STG-1003-C		\$1,199	
maple	PRI-STG-1003-M		\$1,174	
	COM: .75 yards of 54" wide fabric per two chairs. COL: 13.5 sq. ft. per two chairs.			
	Panel Back Side Chair, wood seat	PRI-STG-1000	20w 21.5d 34.5h 18sh	
	red oak	PRI-STG-1000-RO		\$941
	cherry	PRI-STG-1000-C		\$1,136
	maple	PRI-STG-1000-M		\$1,115
	Panel Back Side Chair, upholstered seat	PRI-STG-1002	20w 21.5d 34.5h 18.5sh	
	red oak	PRI-STG-1002-RO		\$916
cherry	PRI-STG-1002-C		\$1,064	
maple	PRI-STG-1002-M		\$1,047	
	COM: .75 yards of 54" wide fabric per two chairs. COL: 13.5 sq. ft. per two chairs.			
ADDITIONAL OPTIONS:		ITEM NO		STANDARD LIST
	Laser Etching	OPT-LAS-01		\$93
	Inlay	OPT-INL-01	per project	
	Cal 133 Fire Barrier-per yard	OPT-UPH-133	per yard	\$103
	Book Rack	OPT-BKRK-01		\$140


Custom wood finishes and modifications upon request.


AGATI SEATING

PRIMA LADDER BACK	DESCRIPTION	ITEM NO	SIZE	STANDARD LIST
	Ladder Back Side Chair, wood seat	PRI-STG-1004	20w 22d 37h 18sh	
	red oak	PRI-STG-1004-RO		\$941
	cherry	PRI-STG-1004-C		\$1,136
	maple	PRI-STG-1004-M		\$1,115
	Ladder Back Side Chair, upholstered seat	PRI-STG-1006	20w 22d 37h 18.5sh	
	red oak	PRI-STG-1006-RO		\$916
cherry	PRI-STG-1006-C		\$1,064	
maple	PRI-STG-1006-M		\$1,047	
COM: .75 yards of 54" wide fabric per two chairs. COL: 13.5 sq. ft. per two chairs.				
	Ladder Back Arm Chair, wood seat	PRI-STG-1005	26w 22d 37h 18sh 26.5ah	
	red oak	PRI-STG-1005-RO		\$1,064
	cherry	PRI-STG-1005-C		\$1,267
	maple	PRI-STG-1005-M		\$1,238
	Ladder Back Arm Chair, upholstered seat	PRI-STG-1007	26w 22d 37h 18.5sh 26.5ah	
	red oak	PRI-STG-1007-RO		\$1,047
cherry	PRI-STG-1007-C		\$1,199	
maple	PRI-STG-1007-M		\$1,174	
COM: .75 yards of 54" wide fabric per two chairs. COL: 13.5 sq. ft. per two chairs.				
ADDITIONAL OPTIONS:		ITEM NO		STANDARD LIST
Laser Etching		OPT-LAS-01		\$93
Inlay			per project	
Cal 133 Fire Barrier-per yard		OPT-UPH-133	per yard	\$103
Book Rack		OPT-BKRR-01		\$140

Custom wood finishes and modifications upon request.

AGATI SEATING


PRIMA SLAT BACK	DESCRIPTION	ITEM NO	SIZE	STANDARD LIST
	Side Chair, with slat back, wood seat	PRI-STG-1008	20w 21.5d 34.5h 18sh	
	red oak	PRI-STG-1008-RO		\$941
	cherry	PRI-STG-1008-C		\$1,136
	maple	PRI-STG-1008-M		\$1,115
	Side Chair with slat back, upholstered seat	PRI-STG-1010	20w 21.5d 34.5h 18.5sh	\$916
	red oak	PRI-STG-1010-RO		\$1,064
cherry	PRI-STG-1010-C		\$1,047	
maple	PRI-STG-1010-M		\$1,047	
	COM: .75 yards of 54" wide fabric per two chairs. COL: 13.5 sq. ft. per two chairs.			


	Arm Chair with slat back, wood seat	PRI-STG-1009	26w 21.5d 34.5h 18sh 26.5ah	
	red oak	PRI-STG-1009-RO		\$1,064
	cherry	PRI-STG-1009-C		\$1,267
	maple	PRI-STG-1009-M		\$1,238
	Arm Chair with slat back, upholstered seat	PRI-STG-1011	26w 21.5d 34.5h 18.5sh 26.5ah	\$1,047
	red oak	PRI-STG-1011-RO		\$1,199
cherry	PRI-STG-1011-C		\$1,174	
maple	PRI-STG-1011-M		\$1,174	
	COM: .75 yards of 54" wide fabric per two chairs. COL: 13.5 sq. ft. per two chairs.			

ADDITIONAL OPTIONS:	ITEM NO		STANDARD LIST
Laser Etching	OPT-LAS-01		\$93
Inlay	OPT-INL-01	per project	
Cal 133 Fire Barrier- per yard	OPT-UPH-133	per yard	\$103
Book Rack	OPT-BKRK-01		\$140


Custom wood finishes and modifications upon request.

AGATI SEATING

SENSI	DESCRIPTION	ITEM NO	SIZE	STANDARD LIST
	Side Chair, Plastic Laminate Seat and Back Bent plywood, ganging mechanism, stacks 5 high			
	Chrome Base	SEN-STG-1000-PL-C	19.5w 21.75d 34.25h 18sh	\$547
	Satin Chrome Base	SEN-STG-1000-PL-SC	19.5w 21.75d 34.25h 18sh	\$547
	Clementine	2962		
	Stop Red	839		
	Mouse	928		
	Cassis	6903		
	Vibrant Green	6901		
	Spectrum Blue	851		
	Zebrano	9011		
	Maple Woodline	6925		
	Select Cherry	7759		
	Macchiato Walnut	6932		
	Sol	3209		
	White	949		
Black	909			

	Side Chair, Wood Seat and Back, Maple Bent plywood, ganging mechanism, stacks 5 high			
	Chrome Base	SEN-STG-1000-WD-C	19.5w 21.75d 34.25h 18sh	\$605
	Satin Chrome Base	SEN-STG-1000-WD-SC	19.5w 21.75d 34.25h 18sh	\$605
	Wood seats and back are maple finished clear or Stained to match specifier's sample			

AGATI SEATING


SENSI	DESCRIPTION	ITEM NO	SIZE	STANDARD LIST
	Stop Red	839		
	Mouse	928		
	Cassis	6903		
	Vibrant Green	6901		
	Spectrum Blue	851		
	Zebrano	9011		
	Maple Woodline	6925		
	Select Cherry	7759		
	Macchiato Walnut	6932		
	Sol	3209		
	White	949		
	Black	909		


	Stool, Wood Seat and Back, Maple Bent plywood, ganging mechanism			
	Chrome Base	SEN-STG-1600-WD-C	20.875w 19.25d 37.75h 29sh	\$798
	Satin Chrome Base	SEN-STG-1600-WD-SC	20.875w 19.25d 37.75h 29sh	\$798


Wood seats and back are maple finished clear or

Stained to match specifier's sample

AGATI SEATING

SORRISO	DESCRIPTION	ITEM NO	SIZE	STANDARD LIST
	Arm chair with four legged chrome swivel base	SOR-STG-1000	31w 26d 29.5h 18sh	\$2,074
	COM requirement: 3 yards of 54" wide plain fabric.			
Warranty 5 years				


TALBOT SLAT BACK	DESCRIPTION	ITEM NO	SIZE	STANDARD LIST
	Side Chair with slat back, wood seat	TAL-STG-1000	20w 22d 31.5h 17.5sh	
	red oak	TAL-STG-1000-RO		\$1,119
	cherry	TAL-STG-1000-C		\$1,314
	maple	TAL-STG-1000-M		\$1,293
	Side Chair, upholstered seat	TAL-STG-1002	20w 22d 31.5h 17.5sh	
	red oak	TAL-STG-1002-RO		\$1,102
cherry	TAL-STG-1002-C		\$1,255	
maple	TAL-STG-1002-M		\$1,229	
COM requirement: .75 yards of 54" wide plain fabric per two chairs. COL requirement: 13.5 sq. ft. per two chairs.				


	Arm Chair with slat back, wood seat	TAL-STG-1001	22w 22d 31.5h 17.5sh 26ah	
	red oak	TAL-STG-1001-RO		\$1,212
	cherry	TAL-STG-1001-C		\$1,416
	maple	TAL-STG-1001-M		\$1,390
	Arm Chair, upholstered seat	TAL-STG-1003	22w 22d 31.5h 17.5sh 26ah	
	red oak	TAL-STG-1003-RO		\$1,199
cherry	TAL-STG-1003-C		\$1,356	
maple	TAL-STG-1003-M		\$1,327	
COM requirement: .75 yards of 54" wide plain fabric per two chairs. COL requirement: 13.5 sq. ft. per two chairs.				

ADDITIONAL OPTIONS:	ITEM NO	STANDARD LIST
Laser Etching	OPT-LAS-01	\$93
Inlay	OPT-INL-01	per project
Cal 133 Fire Barrier-per yard	OPT-UPH-133	per yard
Book Rack	OPT-BKRK-01	\$103
Kneeler (COM: 1 yd. per two chairs)	OPT-KNLR-01	\$140
		\$191

Custom wood finishes and modifications upon request.

AGATI SEATING



TALBOT PANEL BACK	DESCRIPTION	ITEM NO	SIZE	STANDARD LIST
	Side Chair with panel back, wood seat	TAL-STG-1004	20w 22d 31.5h 17.5sh	
	red oak	TAL-STG-1004-RO		\$1,119
	cherry	TAL-STG-1004-C		\$1,314
	maple	TAL-STG-1004-M		\$1,293
	Side Chair, upholstered seat	TAL-STG-1006	20w 22d 31.5h 17.5sh	
	red oak	TAL-STG-1006-RO		\$1,102
cherry	TAL-STG-1006-C		\$1,255	
maple	TAL-STG-1006-M		\$1,229	
COM requirement: .75 yards of 54" wide plain fabric per two chairs. COL requirement: 13.5 sq. ft. per two chairs.				

	Arm Chair with panel back, wood seat	TAL-STG-1005	22w 22d 31.5h 17.5sh 26ah	
	red oak	TAL-STG-1005-RO		\$1,212
	cherry	TAL-STG-1005-C		\$1,416
	maple	TAL-STG-1005-M		\$1,390
	Arm Chair, upholstered seat	TAL-STG-1007	22w 22d 31.5h 17.5sh 26ah	
	red oak	TAL-STG-1007-RO		\$1,199
cherry	TAL-STG-1007-C		\$1,356	
maple	TAL-STG-1007-M		\$1,327	
COM requirement: .75 yards of 54" wide plain fabric per two chairs. COL requirement: 13.5 sq. ft. per two chairs.				

ADDITIONAL OPTIONS:	ITEM NO	STANDARD LIST
Laser Etching	OPT-LAS-01	\$93
Inlay	OPT-INL-01	per project
Cal 133 Fire Barrier	OPT-UPH-133	per yard \$103
Book Rack	OPT-BKRR-01	\$140
Kneeler (COM: 1 yd. per two chairs)	OPT-KNLR-01	\$191


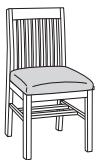


Custom wood finishes and modifications upon request.

AGATI SEATING





TALBOT SPLAT BACK	DESCRIPTION	ITEM NO	SIZE	STANDARD LIST
	Side Chair with back splat, wood seat	TAL-STG-1008	20w 22d 31.5h 17.5sh	
	red oak	TAL-STG-1008-RO		\$1,119
	cherry	TAL-STG-1008-C		\$1,314
	maple	TAL-STG-1008-M		\$1,293
	Side Chair, upholstered seat	TAL-STG-1010	20w 22d 31.5h 17.5sh	
	red oak	TAL-STG-1010-RO		\$1,102
	cherry	TAL-STG-1010-C		\$1,255
	maple	TAL-STG-1010-M		\$1,229
COM requirement: .75 yards of 54" wide plain fabric per two chairs. COL requirement: 13.5 sq. ft. per two chairs.				
	Arm Chair with back splat, wood seat	TAL-STG-1009	22w 22d 31.5h 17.5sh 26ah	
	red oak	TAL-STG-1009-RO		\$1,212
	cherry	TAL-STG-1009-C		\$1,416
	maple	TAL-STG-1009-M		\$1,390
	Arm Chair, upholstered seat	TAL-STG-1011	22w 22d 31.5h 17.5sh 26ah	
	red oak	TAL-STG-1011-RO		\$1,199
	cherry	TAL-STG-1011-C		\$1,356
	maple	TAL-STG-1011-M		\$1,327
COM requirement: .75 yards of 54" wide plain fabric per two chairs. COL requirement: 13.5 sq. ft. per two chairs.				
ADDITIONAL OPTIONS:		ITEM NO		STANDARD LIST
Non-slotted option available		OPT-NSLOT-01	N/C	
Laser Etching		OPT-LAS-01		\$93
Inlay		OPT-INL-01	per project	
Cal 133 Fire Barrier-per yard		OPT-UPH-133	per yard	\$103
Book Rack		OPT-BKRK-01		\$140
Kneeler (COM: 1 yd. per two chairs)		OPT-KNLR-01		\$191

Custom wood finishes and modifications upon request.


AGATI SEATING


WHITE SLAT BACK	DESCRIPTION	ITEM NO	SIZE	STANDARD LIST
 	Side Chair with slat back, wood seat	WHI-STG-1000	18w 22d 36h 18sh	
	red oak	WHI-STG-1000-RO		\$839
	cherry	WHI-STG-1000-C		\$1,038
	maple	WHI-STG-1000-M		\$1,021
	Side Chair with slat back, upholstered seat	WHI-STG-1002	18w 22d 36h 18sh	
	red oak	WHI-STG-1002-RO		\$839
cherry	WHI-STG-1002-C		\$983	
maple	WHI-STG-1002-M		\$966	
COM requirement: .75 yards of 54" plain fabric per two chairs. COL requirement: 13.5 sq. ft. per two chairs.				
 	Arm Chair with slat back, wood seat	WHI-STG-1001	24w 22d 36h 18sh 26ah	
	red oak	WHI-STG-1001-RO		\$941
	cherry	WHI-STG-1001-C		\$1,136
	maple	WHI-STG-1001-M		\$1,115
	Arm Chair with slat back, upholstered seat	WHI-STG-1003	24w 22d 36h 18sh 26ah	
	red oak	WHI-STG-1003-RO		\$945
cherry	WHI-STG-1003-C		\$1,094	
maple	WHI-STG-1003-M		\$1,072	
COM requirement: .75 yards of 54" plain fabric per two chairs. COL requirement: 13.5 sq. ft. per two chairs.				
ADDITIONAL OPTIONS:				
Laser Etching	OPT-LAS-01			\$93
Inlay	OPT-INL-01	per project		
Cal 133 Fire Barrier	OPT-UPH-133	per yard		\$103
Book Rack	OPT-BKRR-01			\$140
Kneeler (COM: 1 yd. per two chairs)	OPT-KNLR-01			\$191
Tablet Arm	OPT-TAB-WHI-01			\$263
Specify right arm facing or left arm facing.				
Custom wood finishes and modifications upon request.				

AGATI SEATING

WHITE SPLAT BACK	DESCRIPTION	ITEM NO	SIZE	STANDARD LIST
	Side Chair with 3 square cutout splat detail, wood seat	WHI-STG-1004	18w 22d 36h 18sh	
	red oak cherry maple	WHI-STG-1004-RO WHI-STG-1004-C WHI-STG-1004-M		\$839 \$1,038 \$1,021
	Side Chair with 3 square cutout splat detail, upholstered seat	WHI-STG-1006	18w 22d 36h 18sh	
	red oak cherry maple	WHI-STG-1006-RO WHI-STG-1006-C WHI-STG-1006-M		\$839 \$983 \$966
COM requirement: .75 yards of 54" plain fabric per two chairs. COL requirement: 13.5 sq. ft. per two chairs.				
	Arm Chair with 3 square cutout splat detail, wood seat	WHI-STG-1005	24w 22d 36h 18sh 26ah	
	red oak cherry maple	WHI-STG-1005-RO WHI-STG-1005-C WHI-STG-1005-M		\$941 \$1,136 \$1,115
	Arm Chair with 3 square cutout splat detail, upholstered seat	WHI-STG-1007	24w 22d 36h 18sh 26ah	
	red oak cherry maple	WHI-STG-1007-RO WHI-STG-1007-C WHI-STG-1007-M		\$945 \$1,094 \$1,072
COM requirement: .75 yards of 54" plain fabric per two chairs. COL requirement: 13.5 sq. ft. per two chairs.				
ADDITIONAL OPTIONS:		ITEM NO		STANDARD LIST
Laser Etching		OPT-LAS-01		\$93
Inlay		OPT-INL-01	per project	
Cal 133 Fire Barrier		OPT-UPH-133	per yard	\$103
Book Rack		OPT-BKRK-01		\$140
Kneeler (COM: 1 yd. per two chairs)		OPT-KNLR-01		\$191
Tablet Arm		OPT-TAB-WHI-01		\$263
Specify right arm facing or left arm facing.				
Custom wood finishes and modifications upon request.				

AGATI SEATING


BAJA	DESCRIPTION	ITEM NO	SIZE	STANDARD LIST
	High Stool, wood seat and back	BAJ-STG-1600	18w 23d 44h 30sh	\$1,221
	High Stool, upholstered seat, wood back	BAJ-STG-1602	18w 23d 44h 30sh	\$1,136
	Counter Stool, wood seat and back	BAJ-STG-1650	18w 23d 38h 24sh	\$1,221
	Counter Stool, upholstered seat, wood back	BAJ-STG-1652	18w 23d 38h 24sh	\$1,136
*Maple Only				
COM requirement: 1 yard of 54" wide plain fabric for each chair. COL requirement: 18 sq. ft. per two chairs.				

MESA	DESCRIPTION	ITEM NO	SIZE	STANDARD LIST
	High Stool, wood seat and back	MES-STG-1600	18w 23d 44h 30sh	\$1,191
	High Stool, upholstered seat, wood back	MES-STG-1602	18w 23d 44h 30sh	\$1,267
	Counter Stool, wood seat and back	MES-STG-1650	18w 23d 38h 24sh	\$1,191
	Counter Stool, upholstered seat, wood back	MES-STG-1652	18w 23d 38h 24sh	\$1,267
*Maple Only				
COM requirement: 1 yards of 54" wide plain fabric for each chair. COL requirement: 18 sq. ft. per two chairs.				

ADDITIONAL OPTIONS:	ITEM NO	STANDARD LIST
Laser Etching	OPT-LAS-01	\$93
Cal 133 Fire Barrier	OPT-UPH-133	per yard \$103

Custom wood finishes and modifications upon request.

AGATI SEATING



PRAIRIE	DESCRIPTION	ITEM NO	SIZE	STANDARD LIST
	High Stool with slat back, wood seat	PRA-STG-1600	18w 21.5d 45h 29sh	
	red oak	PRA-STG-1600-RO		\$737
	cherry	PRA-STG-1600-C		\$918
	maple	PRA-STG-1600-M		\$900
	High Stool with slat back, upholstered seat	PRA-STG-1602	18w 21.5d 45h 29sh	
	red oak	PRA-STG-1602-RO		\$685
	cherry	PRA-STG-1602-C		\$835
	maple	PRA-STG-1602-M		\$821
	Counter Stool with slat back, wood seat	PRA-STG-1650	18w 21.5d 39h 23sh	
	red oak	PRA-STG-1650-RO		\$737
	cherry	PRA-STG-1650-C		\$918
	maple	PRA-STG-1650-M		\$900
Counter Stool with slat back, upholstered seat	PRA-STG-1652	18w 21.5d 39h 23sh		
red oak	PRA-STG-1652-RO		\$685	
cherry	PRA-STG-1652-C		\$835	
maple	PRA-STG-1652-M		\$821	

COM requirement: .75 yards of 54" wide plain fabric per two chairs.
COL requirement: 13.5 sq. ft. per 2 chairs.




ADDITIONAL OPTIONS:	ITEM NO	STANDARD LIST
Laser Etching	OPT-LAS-01	\$93
Cal 133 Fire Barrier	OPT-UPH-133	per yard \$103

Custom wood finishes and modifications upon request.


AGATI SEATING

PRAIRIE	DESCRIPTION	ITEM NO	SIZE	STANDARD LIST
	High Stool with ladder back, wood seat.	PRA-STG-1604	18w 21.5d 45h 28sh	
	red oak	PRA-STG-1604-RO		\$737
	cherry	PRA-STG-1604-C		\$918
	maple	PRA-STG-1604-M		\$900
	High Stool with ladder back, upholstered seat.	PRA-STG-1606	18w 21.5d 45h 28sh	
	red oak	PRA-STG-1606-RO		\$685
	cherry	PRA-STG-1606-C		\$835
	maple	PRA-STG-1606-M		\$821
	Counter Stool with ladder back, wood seat.	PRA-STG-1654	18w 21.5d 39h 22sh	
	red oak	PRA-STG-1654-RO		\$737
	cherry	PRA-STG-1654-C		\$918
	maple	PRA-STG-1654-M		\$900
Counter Stool with ladder back, upholstered seat	PRA-STG-1656	18w 21.5d 39h 22sh		
red oak	PRA-STG-1656-RO		\$685	
cherry	PRA-STG-1656-C		\$835	
maple	PRA-STG-1656-M		\$821	
	COM requirement: .75 yards of 54" wide plain fabric per two chairs. COL requirement: 13.5 sq. ft. per 2 chairs.			
	Milking Stool	Red Oak	18, 24, 30h	\$545
	Diameter: 13.25" (Please specify height.)	PRM-MLKSTL-RO Maple		
		PRM-MLKSTL-M Cherry	18, 24, 30h	\$578
		PRM-MLKSTL-C	18, 24, 30h	\$592
ADDITIONAL OPTIONS:				
	Laser Etching	ITEM NO		STANDARD LIST
	Cal 133 Fire Barrier	OPT-LAS-01		\$93
		OPT-UPH-133	per yard	\$103
	Custom wood finishes and modifications upon request.			

AGATI SEATING

RIO PULL UP	DESCRIPTION	ITEM NO	SIZE	STANDARD LIST
	Pull Up High Stool with arms and solid maple legs.	RIO-STG-1603	22w 24d 42h 30sh 35ah	\$1,775
	Pull Up Counter Height Stool with arms and solid maple legs.	RIO-STG-1653	22w 24d 36h 24sh 29ah	\$1,775
	COM requirement: 4 yards of 54" wide plain fabric. COL requirement: 72 sq. ft.			
	Pull Up High Stool Armless with solid maple legs.	RIO-STG-1602	18w 24d 42h 30sh	\$1,381
	Pull Up Counter Height Stool Armless with solid maple legs.	RIO-STG-1652	18w 24d 36h 24sh	\$1,381
	COM requirement: 3 yards of 54" wide plain fabric. COL requirement: 54 sq. ft.			
MONTEREY	DESCRIPTION	ITEM NO	SIZE	STANDARD LIST
	High Stool, beech, upholstered seat and back	MON-STG-1602-BH	18w 22d 47h 30sh	\$765
	red oak	MON-STG-1602-RO		\$797
	cherry	MON-STG-1602-C		\$825
	maple	MON-STG-1602-M		\$797
	Counter Stool, beech, upholstered seat and back	MON-STG-1652-BH	18w 22d 41h 24sh	\$765
	red oak	MON-STG-1652-RO		\$797
cherry	MON-STG-1652-C		\$825	
maple	MON-STG-1652-M		\$797	
	COM requirement: 1.75 yards of 54" wide plain fabric per two chairs. COL requirement: 27 sq. ft. per two chairs.			
ADDITIONAL OPTIONS:		ITEM NO		STANDARD LIST
	Laser Etching	OPT-LAS-01		\$93
	Cal 133 Fire Barrier	OPT-UPH-133	per yard	\$103
	Custom wood finishes and modifications upon request.			

AGATI SEATING


WHITE	DESCRIPTION	ITEM NO	SIZE	STANDARD LIST
	High Stool with slat back, wood seat.	WHI-STG-1600	18w 21.5d 45h 29sh	
	red oak	WHI-STG-1600-RO		\$894
	cherry	WHI-STG-1600-C		\$1,085
	maple	WHI-STG-1600-M		\$1,064
	High Stool with slat back, upholstered seat.	WHI-STG-1602	18w 21.5d 45h 29sh	
	red oak	WHI-STG-1602-RO		\$894
	cherry	WHI-STG-1602-C		\$1,043
	maple	WHI-STG-1602-M		\$1,026
	Counter Stool with slat back, wood seat.	WHI-STG-1650	18w 21.5d 39h 23sh	
	red oak	WHI-STG-1650-RO		\$894
	cherry	WHI-STG-1650-C		\$1,085
	maple	WHI-STG-1650-M		\$1,064
Counter Stool with slat back, upholstered seat.	WHI-STG-1652	18w 21.5d 39h 23sh		
red oak	WHI-STG-1652-RO		\$894	
cherry	WHI-STG-1652-C		\$1,043	
maple	WHI-STG-1652-M		\$1,026	

COM requirement: .75 yards of 54" wide plain fabric per two chairs.
COL requirement: 13 .5 sq. ft. per 2 chairs.

ADDITIONAL OPTIONS:	ITEM NO	STANDARD LIST
Laser Etching	OPT-LAS-01	\$93
Cal 133 Fire Barrier	OPT-UPH-133	per yard \$103


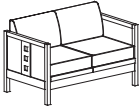
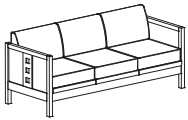

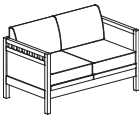
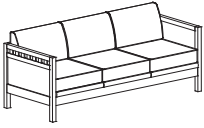
Custom wood finishes and modifications upon request.

AGATI SEATING





WHITE	DESCRIPTION	ITEM NO	SIZE	STANDARD LIST
	High Stool with splat back, wood seat.	WHI-STG-1604	18w 21.5d 45h 29sh	
	red oak	WHI-STG-1604-RO		\$894
	cherry	WHI-STG-1604-C		\$1,085
	maple	WHI-STG-1604-M		\$1,064
	High Stool with splat back, upholstered seat.	WHI-STG-1606	18w 21.5d 45h 29sh	
	red oak	WHI-STG-1606-RO		\$894
	cherry	WHI-STG-1606-C		\$1,043
	maple	WHI-STG-1606-M		\$1,026
	Counter Stool with splat back, wood seat.	WHI-STG-1654	18w 21.5d 39h 23sh	
	red oak	WHI-STG-1654-RO		\$894
	cherry	WHI-STG-1654-C		\$1,085
	maple	WHI-STG-1654-M		\$1,064
	Counter Stool with splat back, upholstered seat.	WHI-STG-1656	18w 21.5d 39h 23sh	
	red oak	WHI-STG-1656-RO		\$894
	cherry	WHI-STG-1656-C		\$1,043
maple	WHI-STG-1656-M		\$1,026	
COM requirement: .75 yards of 54" wide plain fabric per two chairs. COL requirement: 13 .5 sq. ft. per 2 chairs.				
ADDITIONAL OPTIONS:	ITEM NO			STANDARD LIST
Laser Etching	OPT-LAS-01			\$93
Cal 133 Fire Barrier	OPT-UPH-133	per yard		\$103

Custom wood finishes and modifications upon request.

AGATI SEATING




CHARLES	DESCRIPTION	ITEM NO	SIZE	STANDARD LIST
	Lounge Chair with vertical splat detail.	CHR-STG-2001	27.5w 30d 31h 17sh 26ah	
	red oak	CHR-STG-2001-RO		\$3,221
	cherry	CHR-STG-2001-C		\$3,679
	maple	CHR-STG-2001-M		\$3,471
	COM requirement: 2.5 yards of 54" wide plain fabric. COL requirement: 61 sq. ft.*			
	Two Seat Settee with vertical splat detail.	CHR-STG-2002	51.5w 30d 31h 17sh 26ah	
	red oak	CHR-STG-2002-RO		\$5,938
	cherry	CHR-STG-2002-C		\$6,548
	maple	CHR-STG-2002-M		\$6,320
	COM requirement: 5 yards of 54" wide plain fabric. COL requirement: 122 sq. ft.*			
	Three Seat Sofa with vertical splat detail.	CHR-STG-2003	75.5w 30d 31h 17sh 26ah	
	red oak	CHR-STG-2003-RO		\$9,371
	cherry	CHR-STG-2003-C		\$10,227
	maple	CHR-STG-2003-M		\$9,897
	COM requirement: 7.5 yards of 54" wide plain fabric. COL requirement: 183 sq. ft.*			
CHARLES II- OPTION				
	Lounge Chair with horizontal dentil detail.	CHR-II-STG-2001	27.5w 30d 31h 17sh 26ah	
	red oak	CHR-II-STG-2001-RO		\$3,221
	cherry	CHR-II-STG-2001-C		\$3,679
	maple	CHR-II-STG-2001-M		\$3,471
	COM requirement: 2.5 yards of 54" wide plain fabric. COL requirement: 61 sq. ft.*			
	Two Seat Settee with horizontal dentil detail.	CHR-II-STG-2002	51.5w 30d 31h 17sh 26ah	
	red oak	CHR-II-STG-2002-RO		\$5,938
	cherry	CHR-II-STG-2002-C		\$6,548
	maple	CHR-II-STG-2002-M		\$6,320
	COM requirement: 5 yards of 54" wide plain fabric. COL requirement: 122 sq. ft.*			
	Three Seat Sofa with horizontal dentil detail.	CHR-II-STG-2003	75.5w 30d 31h 17sh 26ah	
	red oak	CHR-II-STG-2003-RO		\$9,371
	cherry	CHR-II-STG-2003-C		\$10,227
	maple	CHR-II-STG-2003-M		\$9,897
	COM requirement: 7.5 yards of 54" wide plain fabric. COL requirement: 183 sq. ft.*			
ADDITIONAL OPTIONS:				
		ITEM NO		STANDARD LIST
	Cal 133 Fire Barrier	OPT-UPH-133	per yard	\$103
	*COL	OPT-UPH-L	Add 20%	
	Custom wood finishes and other modifications available upon request.			
	Note: Chairs have removable drop-ins which can be removed and re-upholstered.			
	Myles Collection- Slat Panel Detail Option Available			

AGATI SEATING

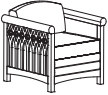


FRYE	DESCRIPTION	ITEM NO	SIZE	STANDARD LIST
	High Back Lounge Chair	FRY-STG-2000	33w 36d 41h 17sh 24ah	
	red oak	FRY-STG-2000-RO		\$4,132
	cherry	FRY-STG-2000-C		\$4,510
	maple	FRY-STG-2000-M		\$4,522
	COM requirement: 3.5 yards of 54" wide plain fabric. COL requirement: 85.4 sq. ft.*			
	Low Back Lounge Chair	FRY-STG-2001	33w 34d 34h 17sh 24ah	
	red oak	FRY-STG-2001-RO		\$4,132
	cherry	FRY-STG-2001-C		\$4,510
	maple	FRY-STG-2001-M		\$4,522
	COM requirement: 3 yards of 54" wide plain fabric. COL requirement: 73.2 sq. ft.*			
	Two Seat Settee	FRY-STG-2002	55w 34d 34h 17sh 24ah	
	red oak	FRY-STG-2002-RO		\$5,463
	cherry	FRY-STG-2002-C		\$5,942
	maple	FRY-STG-2002-M		\$5,930
	COM requirement: 6.5 yards of 54" wide plain fabric. COL requirement: 158.6 sq. ft.*			
	Three Seat Sofa	FRY-STG-2003	77w 34d 34h 17sh 24ah	
	red oak	FRY-STG-2003-RO		\$6,921
	cherry	FRY-STG-2003-C		\$7,553
	maple	FRY-STG-2003-M		\$7,506
	COM requirement: 9.75 yards of 54" wide plain fabric. COL requirement: 237.9 sq. ft.*			
ADDITIONAL OPTIONS:				
		ITEM NO		STANDARD LIST
	Cal 133 Fire Barrier	OPT-UPH-133	per yard	\$103
	*COL	OPT-UPH-L	Add 20%	

Custom wood finishes and other modifications available upon request.
Note: Chairs have removable drop-ins which can be removed and re-upholstered.



AGATI SEATING

GLENBROOK	DESCRIPTION	ITEM NO	SIZE	STANDARD LIST
	Lounge Chair with routed grid detail on outside panels, upholstered inside panels.	GLE-STG-2000	30w 30d 30h 17sh 26ah	
	red oak	GLE-STG-2000-RO		\$4,862
	cherry	GLE-STG-2000-C		\$4,989
	maple	GLE-STG-2000-M		\$4,722
	COM requirement: 3.5 yards of 54" wide plain fabric. COL requirement: 85.4 sq. ft.*			
	Two Seat Settee with routed grid detail on outside panels, upholstered inside panels.	GLE-STG-2002	54w 30d 30h 17sh 26ah	
	red oak	GLE-STG-2002-RO		\$8,439
	cherry	GLE-STG-2002-C		\$9,240
	maple	GLE-STG-2002-M		\$8,922
	COM requirement: 7 yards of 54" wide plain fabric. COL requirement: 170.8 sq. ft.*			
	Three Seat Sofa with routed grid detail on outside panels, upholstered inside panels.	GLE-STG-2003	78w 30d 30h 17sh 26ah	
	red oak	GLE-STG-2003-RO		\$12,915
	cherry	GLE-STG-2003-C		\$14,008
	maple	GLE-STG-2003-M		\$13,576
	COM requirement: 10.5 yards of 54" wide plain fabric. COL requirement: 256.2 sq. ft.*			
ADDITIONAL OPTIONS:				
		ITEM NO		STANDARD LIST
	Cal 133 Fire Barrier	OPT-UPH-133	Per yard	\$103
	COL	OPT-UPH-L	Add 20%	
	Custom wood finishes and other modifications available upon request. Note: Back of chairs are plain veneer, no detail. Chairs have removable drop-ins which can be removed and re-upholstered.			




AGATI SEATING

GOTHIC	DESCRIPTION	ITEM NO	SIZE	STANDARD LIST
	Lounge Chair with quatrefoil overlay detail on outside panels, upholstered inside panels.	GOT-STG-2000	30w 30d 30h 17sh 26ah	
	red oak	GOT-STG-2000-RO		\$4,862
	cherry	GOT-STG-2000-C		\$4,989
	maple	GOT-STG-2000-M		\$4,722
	COM requirement: 3.5 yards of 54" wide plain fabric. COL requirement: 85.4 sq. ft.*			
	Two Seat Settee with quatrefoil overlay detail on outside panels, upholstered inside panels.	GOT-STG-2002	54w 30d 30h 17sh 26ah	
	red oak	GOT-STG-2002-RO		\$8,439
	cherry	GOT-STG-2002-C		\$9,240
	maple	GOT-STG-2002-M		\$8,922
	COM requirement: 7 yards of 54" wide plain fabric. COL requirement: 170.8 sq. ft.*			
	Three Seat Sofa with quatrefoil overlay detail on outside panels, upholstered inside panels.	GOT-STG-2003	78w 30d 30h 17sh 26ah	
	red oak	GOT-STG-2003-RO		\$12,915
	cherry	GOT-STG-2003-C		\$14,008
	maple	GOT-STG-2003-M		\$13,576
	COM requirement: 10.5 yards of 54" wide plain fabric. COL requirement: 256.2 sq. ft.*			
ADDITIONAL OPTIONS:		ITEM NO		STANDARD LIST
	Cal 133 Fire Barrier	OPT-UPH-133	per yard	\$103
	*COL	OPT-UPH-L	Add 20%	
	Custom wood finishes and other modifications available upon request. Note: Back of chairs are plain veneer, no detail. Chairs have removable drop-ins which can be removed and re-upholstered.			






AGATI SEATING

HAVANA	DESCRIPTION	ITEM NO	SIZE	STANDARD LIST
	Lounge Chair with upholstered arms and solid maple legs. COM requirement: 3.5 yards of 54" wide plain fabric. Contrasting Fabric: Seat and back 2.5 yards, Arms 2 yards* COL requirement: 85.4 sq. ft.*	HAV-STG-2001	30w 28d 29h 18sh 26ah	\$2,393
	Lounge Chair Armless solid maple legs. COM requirement: 2.5 yards of 54" wide plain fabric. COL requirement: 61 sq. ft.*	HAV-STG-2101	26w 28d 29h 18sh	\$1,709
ADDITIONAL OPTIONS:				
		ITEM NO		STANDARD LIST
	*Two tone fabric	OPT-UPH-20		\$185
	Cal 133 Fire Barrier- per yard	OPT-UPH-133	Per yard	\$103
	*COL	OPT-UPH-L	Add 20%	
	Wood Arm Cap Option	OPT-ARM-CAP-HAV		\$350
Custom wood finishes and other modifications available upon request.				


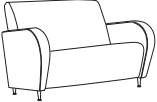
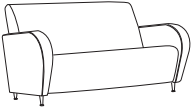

AGATI SEATING

HAVANA PULL UP	DESCRIPTION	ITEM NO	SIZE	STANDARD LIST
	Pull Up Chair with upholstered arms and solid maple base. COM requirement: 3 yards of 54" wide plain fabric. Contrasting Fabric: Seat and back 2 yards, Arms 1.5 yards* COL requirement: 73.2 sq. ft.*	HAV-STG-1801	29w 25d 33h 18sh 26ah	\$2,548
	Pull Up Chair Armless solid maple base. COM requirement: 2 yards of 54" wide plain fabric. COL requirement: 48.8 sq. ft.*	HAV-STG-1800	24w 25d 33h 18sh	\$1,910
	Pull Up Chair with solid maple wood side frame and arms. COM requirement: 2 yards of 54" wide plain fabric. COL requirement: 48.8 sq. ft.*	HAV-STG-1851	29w 25d 33h 18sh 26ah	\$2,175
ADDITIONAL OPTIONS:		ITEM NO		STANDARD LIST
Cal 133 Fire Barrier	OPT-UPH-133	per yard	\$103	
*COL	OPT-UPH-L	Add 20%		
*Two tone fabric	OPT-UPH-20		\$185	
Wood Arm Cap Option	OPT-ARM-CAP-HAV		\$350	
Custom wood finishes and other modifications available upon request.				



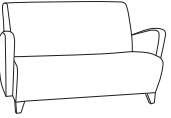
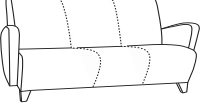


AGATI SEATING

KEYSTONE	DESCRIPTION	ITEM NO	SIZE	STANDARD LIST
	Lounge Chair with upholstered arms and solid wood feet.	KEY-STG-2001	27.5w 32d 30h 17.5sh 25ah	\$1,965
	maple COM requirement: 4 yards of 54" wide plain fabric. Contrasting Fabric: Seat and back 2.25 yards, Arms 1.5 yards* COL requirement: 97.6 sq. ft.*	KEY-STG-2001-M		\$1,965
	Two Seat Settee with upholstered arms and solid wood feet.	KEY-STG-2002	48.5w 32d 30h 17.5sh 25ah	\$3,008
	maple COM requirement: 6 yards of 54" wide plain fabric. Contrasting Fabric: Seat and back 4.25 yards, Arms 3 yards* COL requirement: 146.4 sq. ft.*	KEY-STG-2002-M		\$3,008
	Three Seat Sofa with upholstered arms and solid wood feet.	KEY-STG-2003	69.5w 32d 30h 17.5sh 25ah	\$3,812
	maple COM requirement: 10 yards of 54" wide plain fabric. Contrasting Fabric: Seat and back 8.5 yards, Arms 3 yards* COL requirement: 244 sq. ft.*	KEY-STG-2003-M		\$3,812
	Ottoman, solid maple feet.	KEY-OTT-1000	21w 18d 14h	\$1,030
	COM requirement: 2 yards of 54" wide plain fabric. COL requirement: 48.8 sq. ft.			
	ADDITIONAL OPTIONS:	ITEM NO	STANDARD LIST	
	Caster Feet	OPT-CST-01	add n/c	
	Tablet Arm, Rectangle. Specify right or left mount	OPT-TAB-01		\$724
	Wood Arm Cap Option	OPT-ARM-CAP-KEY		\$531
	*Two tone fabric	OPT-UPH-20		\$185
	Cal 133 Fire Barrier	OPT-UPH-133	per yard	\$103
	*COL	OPT-UPH-L	Add 20%	
Custom wood finishes and other modifications available upon request.				




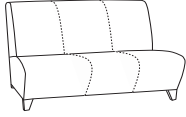
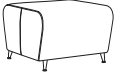
AGATI SEATING

ROMA	DESCRIPTION	ITEM NO	SIZE	STANDARD LIST
	Lounge Chair with upholstered arms and cast metal feet. COM requirement: 5.75 yards of 54" wide plain fabric. Contrasting Fabric: Seat and back 3.25 yards, Arms 3 yards* COL requirement: 140.3 sq. ft.*	ROM-STG-2001	35w 35d 36h 17sh 25ah	\$2,338
	Two Seat Settee with upholstered arms and cast metal feet. COM requirement: 8 yards of 54" wide plain fabric. Contrasting Fabric: Seat and back 5.75 yards, Arms 4 yards* COL requirement: 195.2 sq. ft.*	ROM-STG-2002	59w 35d 36h 17sh 25ah	\$3,050
	Three Seat Sofa with upholstered arms and cast metal feet. COM requirement: 9 yards of 54" wide plain fabric. Contrasting Fabric: Seat and back 8 yards, Arms 3.5 yards* COL requirement: 219.6 sq. ft.*	ROM-STG-2003	84w 35d 36h 17sh 25ah	\$3,791
	Ottoman, metal feet. COM requirement: 2 yards of 54" wide plain fabric. COL requirement: 48.8 sq. ft.*	ROM-OTT-1000	31w 22d 15h	\$1,303
	CUSTOM OPTIONS:	ITEM NO		STANDARD LIST
	Caster Feet	OPT-CST-01	add n/c	
	Wood Arm Cap Option	OPT-ARM-CAP-ROM		\$305
	*Two tone fabric	OPT-UPH-20		\$185
	Cal 133 Fire Barrier	OPT-UPH-133	per yard	\$103
	*COL	OPT-UPH-L	Add 20%	
	Cup Holder	OPT-CUPH-01		\$185
	Tablet Arm, Rectangular or Oval Specify.	OPT-TAB-01-ROM		\$782
	Custom wood finishes and other modifications available upon request.			

AGATI SEATING





RIO	DESCRIPTION	ITEM NO	SIZE	STANDARD LIST
	Lounge Chair with upholstered arms and solid maple feet. COM requirement: 4.75 yards of 54" wide plain fabric. Contrasting Fabric: Seat and back 3.25 yards, Arms 2.25 yards* COL requirement: 115.9 sq. ft.*	RIO-STG-2001	31w 33d 35h 17sh 25ah	\$1,872
	Bariatric Lounge with upholstered arms and solid maple feet. COM requirement: 5.5 yards of 54" wide plain fabric. Contrasting Fabric: Seat and back 4 yards, Arms 2.25 yards* COL requirement: 134.2 sq. ft.*	RIO-STG-2001.5	42w 33d 35h 17sh 25ah	\$2,115
	Two Seat Settee with upholstered arms and solid maple feet. COM requirement: 6.75 yards of 54" wide plain fabric. Contrasting Fabric: Seat and back 5.25 yards, Arms 2.25 yards* COL requirement: 164.7 sq. ft.*	RIO-STG-2002	56w 33d 35h 17sh 25ah	\$2,510
	Three Seat Sofa with upholstered arms and solid maple feet. COM requirement: 9 yards of 54" wide plain fabric. Contrasting Fabric: Seat and back 7.5 yards, Arms 2.25 yards* COL requirement: 219.6 sq. ft.*	RIO-STG-2003	81w 33d 35h 17sh 25ah	\$3,165
	Ottoman, solid maple feet. COM requirement: 2 yards of 54" wide plain fabric. COL requirement: 48.8 sq. ft.*	RIO-OTT-1000	31w 22d 15h	\$1,054
	CUSTOM OPTIONS:	ITEM NO	STANDARD LIST	
	Caster Feet	OPT-CST-01	add n/c	
	Metal Feet	OPT-MET-02		
	Wood Arm Cap Option	OPT-ARM-CAP-RIO		\$309
	Tablet Arm, Rectangle. Specify right or left mount.	OPT-TAB-01		\$724
	Tablet Arm, Oval. Specify right or left mount.	OPT-TAB-02		\$724
	Metal handle for Gee & Rio Seating	OPT-MTL-HANDLE-01		\$165
	*Two tone fabric	OPT-UPH-20		\$185
	Cal 133 Fire Barrier	OPT-UPH-133	per yard	\$103
	*COL	OPT-UPH-L	Add 20%	
	Custom wood finishes and other modifications available upon request.			

AGATI SEATING





RIO ARMLESS	DESCRIPTION	ITEM NO	SIZE	STANDARD LIST
	Lounge Chair Armless Solid maple feet.	RIO-STG-2101	25.5w 33d 35h 17sh	\$1,297
	Caster Feet with counter weight	OPT-CST-CW-01		\$144
	COM requirement: 3.25 yards of 54" wide plain fabric. COL requirement: 79.3 sq. ft.*			
	Lounge Chair Armless with solid maple feet. Tablet arm, oval. Specify right or left mount	RIO-STG-2101-tab	25.5w 33d 35h 17sh	\$2,094
	Caster Feet with counter weight	OPT-CST-CW-01		\$144
	COM requirement: 3.25 yards of 54" wide plain fabric. COL requirement: 79.3 sq. ft.*			
	Two Seat Settee Armless Solid maple feet.	RIO-STG-2102	50.5w 33d 35h 17sh	\$1,964
	Caster Feet with counter weight	OPT-CST-CW-02		\$288
	COM requirement: 5.25 yards of 54" wide plain fabric. COL requirement: 128.1 sq. ft.*			
	Three Seat Sofa Armless Solid maple feet.	RIO-STG-2103	75.5w 33d 35h 17sh	\$2,560
	Caster Feet with counter weight	OPT-CST-CW-03		\$432
	COM requirement: 7.5 yards of 54" wide plain fabric. COL requirement: 183 sq. ft.			
	Ottoman, solid maple feet.	RIO-OTT-1000	31w 22d 15h	\$1,054
	Caster Feet			n/c
	COM requirement: 2 yards of 54" wide plain fabric. COL requirement: 48.8 sq. ft.			
CUSTOM OPTIONS:		ITEM NO		STANDARD LIST
	Metal Feet	OPT-MET-02		\$123
	Two tone fabric	OPT-UPH-20		\$185
	Metal handle for Gee & Rio Seating	OPT-MTL-HANDLE-01		\$165
	Cal 133 Fire Barrier	OPT-UPH-133	per yard	\$103
	*COL	OPT-UPH-L	Add 20%	

Custom wood finishes and other modifications available upon request.



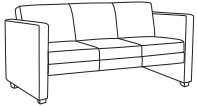


AGATI SEATING

RIO BOOMERANG ARM	DESCRIPTION	ITEM NO	SIZE	STANDARD LIST
	Lounge Chair with solid maple arms and feet.	RIO-STG-2201	31w 33d 35h 17sh 25ah	\$1,948
	Caster Feet with counter weight	OPT-CST-CW-01		\$144
	COM requirement: 3.25 yards of 54" wide plain fabric. COL requirement: 79.3 sq. ft.*			
	Bariatric Lounge with solid maple arms and feet.	RIO-STG-2201.5	42w 33d 35h 17sh 25ah	\$2,195
	Caster Feet with counter weight	OPT-CST-CW-01		\$144
	COM requirement: 4 yards of 54" wide plain fabric. COL requirement: 97.6 sq. ft.*			
	Two Seat Settee with solid maple arms and feet.	RIO-STG-2202	56w 33d 35h 17sh 25ah	\$2,586
	Caster Feet with counter weight	OPT-CST-CW-02		\$288
	COM requirement: 5.25 yards of 54" wide plain fabric. COL requirement: 128.1 sq. ft.*			
	Three Seat Sofa with solid maple arms and feet.	RIO-STG-2203	81w 33d 35h 17sh 25ah	\$3,182
	Caster Feet with counter weight	OPT-CST-CW-03		\$432
	COM requirement: 7.5 yards of 54" wide plain fabric. COL requirement: 183 sq. ft.*			
CUSTOM OPTIONS:		ITEM NO		STANDARD LIST
Metal Feet		OPT-MET-02		\$123
Metal handle for Gee & Rio Seating		OPT-MTL-HANDLE-01		\$165
Two tone fabric		OPT-UPH-20		\$185
Cal 133 Fire Barrier		OPT-UPH-133	per yard	\$103
*COL		OPT-UPH-L	Add 20%	
Custom wood finishes and other modifications available upon request.				


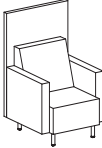
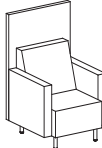
AGATI SEATING

RIO PULL UP	DESCRIPTION	ITEM NO	SIZE	STANDARD LIST
	Pull Up Chair with Upholstered Arms Solid maple legs.	RIO-STG-1801	25w 28d 33h 18sh 25.5 ah	\$1,801
	COM requirement: 2.5 yards of 54" wide plain fabric. COL requirement: 61 sq. ft.*			
	Pull Up Chair Armless Solid maple legs.	RIO-STG-1800	21.5w 28d 33h 18sh	\$1,394
	COM requirement: 1.75 yards of 54" wide plain fabric. COL requirement: 42.7 sq. ft.*			
	Pull Up Chair with Boomerang Arms Solid maple legs.	RIO-STG-1851	24w 28d 33h 18sh 25.5 ah	\$1,868
	COM requirement: 1.75 yards of 54" wide plain fabric. COL requirement: 42.7 sq. ft.*			
	Conference Chair with Arms Chrome finish base with casters	RIO-STG-1875	25w 28d 33h 18sh 25.5 ah	\$1,654
	Conference Chair Armless	RIO-STG-1900	21w 28d 33h 18sh	\$1,238
	COM requirement: 2.5 yards of 54" wide plain fabric. COL requirement: 61 sq. ft.*			
CUSTOM OPTIONS:		ITEM NO	STANDARD LIST	
Two tone fabric		OPT-UPH-20		\$185
Cal 133 Fire Barrier		OPT-UPH-133	per yard	\$103
*COL		OPT-UPH-L	add 20%	
Custom wood finishes and other modifications available upon request.				

AGATI SEATING


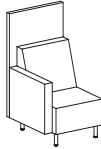
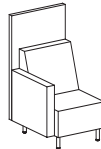
TUXEDO	DESCRIPTION	ITEM NO	SIZE	STANDARD LIST
	Lounge Chair with upholstered arms, solid wood feet.	TUX-STG-2001	30w 32d 31h 17.5sh 25ah	\$1,944
	COM requirement: 4 yards of 54" wide plain fabric. Contrasting Fabric: Seat and back 2.25 yards, Arms 3 yards* COL requirement: 97.6 sq. ft.*			
	Two Seat Settee with upholstered arms, solid wood feet.	TUX-STG-2002	53w 32d 31h 17.5sh 25ah	\$2,769
	COM requirement: 5.75 yards of 54" wide plain fabric. Contrasting Fabric: Seat and back 3.75 yards, Arms 3 yards* COL requirement: 140.3 sq. ft.*			
	Three Seat Sofa with upholstered arms, solid wood feet.	TUX-STG-2003	76w 32d 31h 17.5sh 25ah	\$3,552
	COM requirement: 7.25 yards of 54" wide plain fabric. Contrasting Fabric: Seat and back 5.5 yards, Arms 3 yards* COL requirement: 176.9 sq. ft.*			
	Ottoman, solid maple feet.	TUX-OTT-1000	21w 18d 14h	\$1,030
	COM requirement: 2 yards of 54" wide plain fabric. COL requirement: 48.8 sq. ft.*			
	CUSTOM OPTIONS:	ITEM NO		STANDARD LIST
	Caster Feet	OPT-CST-01	add n/c	
	Metal Feet	OPT-MET-02		\$123
	Wood Arm Cap Option	OPT-ARM-CAP-TUX		\$198
	Tablet Arm, Rectangle. Specify right or left mount	OPT-TAB-01		\$724
	Tablet Arm, Oval. Specify right or left mount	OPT-TAB-02		\$724
	*Two tone fabric	OPT-UPH-20		\$185
	Cal 133 Fire Barrier	OPT-UPH-133	per yard	\$103
	*COL	OPT-UPH-L	add 20%	
	Custom wood finishes and other modifications available upon request.			

AGATI SEATING


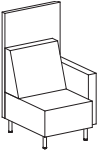
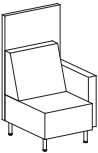
GEE LOUNGE	DESCRIPTION	ITEM NO	SIZE	STANDARD LIST
	Gee Lounge Chair with upholstered arms cushioned seat and back, metal legs*. *(Anodized aluminum)	GEE-STG-2001	31w 29d 33h 18sh 26ah	\$2,405
	COM requirement: 5 yards of 54" wide plain fabric per chair Contrasting Fabric: Seat 2.5 yards, Back 1.75 yards, Arms 3 yards* COL requirement: 122 sq. ft. per chair*			
	Gee Lounge Chair with upholstered arms, cushioned seat and back, metal legs*. Upholstered screen. *(Anodized aluminum)	GEE-STG-2001-UPS	31w 30.75d 48h 18sh 26ah	\$3,446
	COM requirement: 5 yards of 54" wide plain fabric per chair and 3 yards per screen. Contrasting Fabric: Seat 2.5 yards, Back 1.75 yards, Arms 3 yards* COL requirement: 122 sq. ft. per chair, 73.2 sq. ft per screen*			
	Gee Lounge Chair with upholstered arms, cushioned seat and back, metal legs*. Wood veneer screen (maple, cherry, red oak). *(Anodized aluminum)	GEE-STG-2001-WPS	31w 30.25d 48h 18sh 26ah	\$4,701
	COM requirement: 5 yards of 54" wide plain fabric per chair Contrasting Fabric: Seat 2.5 yards, Back 1.75 yards, Arms 3 yards* COL requirement: 122 sq. ft. per chair*			

CUSTOM OPTIONS:	ITEM NO	STANDARD LIST
*Two tone fabric	OPT-UPH-20	\$185
*COL	OPT-UPH-L	add 20%
Cal 133 Fire Barrier	OPT-UPH-133	\$103
Casters (non-locking)	OPT-CST-01	per yard
Ganging (Per chair)	OPT-GNG-01	n/c
Wood Arm Cap Option	OPT-ARM-CAP-GEE	\$123
Tablet Arm, Rectangle. Specify right or left mount	OPT-TAB-01	\$206
Tablet Arm, Oval. Specify right or left mount	OPT-TAB-02	\$724
Metal handle for Gee & Rio Seating	OPT-MTL-HANDLE-01	\$724
Electrical unit in arm (Axil-Z 1 pwr & 1 USB port)	OPT-GEE-ELEC-01	\$165
* Anodized aluminum- metal legs. Powdercoat legs are not available.		\$288
Built-in surround, custom finishes and other modifications available upon request.		


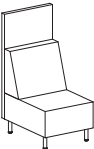
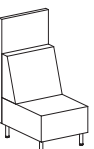
AGATI SEATING

GEE - LEFT ARM FACING	DESCRIPTION	ITEM NO	SIZE	STANDARD LIST
	Gee Lounge Chair with upholstered arm, cushioned seat and back, metal legs. Left arm when facing chair. *(Anodized aluminum)	GEE-STG-2001-LAF	27w 29d 33h 18sh 26ah	\$2,107
	COM requirement: 3.75 yards of 54" wide plain fabric per chair Contrasting Fabric: Seat 2.5 yards, Back 1.75 yards, Arm 1.75 yards* COL requirement: 91.5 sq. ft. per chair*			
	Gee Lounge Chair with upholstered arm, cushioned seat and back, metal legs. Left arm when facing chair. Upholstered screen. *(Anodized aluminum)	GEE-STG-2001-LAF-UPS	27w 30.75d 48h 18sh 26ah	\$3,022
	COM requirement: 3.75 yards of 54" wide plain fabric per chair, 3 yards per screen Contrasting Fabric: Seat 2.5 yards, Back 1.75 yards, Arm 1.75 yards* COL requirement: 91.5 sq. ft. per chair, 73.2 sq. ft per screen*			
	Gee Lounge Chair with upholstered arm, cushioned seat and back, metal legs. Left arm when facing chair. Wood veneer screen (maple, cherry, red oak). *(Anodized aluminum)	GEE-STG-2001-LAF-WPS	27w 30.25d 48h 18sh 26ah	\$4,286
	COM requirement: 3.75 yards of 54" wide plain fabric per chair Contrasting Fabric: Seat 2.5 yards, Back 1.75 yards, Arm 1.75 yards* COL requirement: 91.5 sq. ft. per chair*			
CUSTOM OPTIONS:		ITEM NO		STANDARD LIST
*Two tone fabric		OPT-UPH-20		\$185
*COL		OPT-UPH-L	add 20%	
Cal 133 Fire Barrier		OPT-UPH-133	per yard	\$103
Casters (non-locking)		OPT-CST-01	n/c	
Ganging (Per chair)		OPT-GNG-01		\$123
Tablet Arm, Rectangle. Specify right or left mount		OPT-TAB-01		\$724
Tablet Arm, Oval. Specify right or left mount		OPT-TAB-02		\$724
Wood Arm Cap Option		OPT-ARM-CAP-GEE-1		\$103
Metal handle for Gee & Rio Seating		OPT-MTL-HANDLE-01		\$165
Electrical unit in arm (Axil-Z 1 pwr & 1 USB port)		OPT-GEE-ELEC-01		\$288
* Anodized aluminum- metal legs. Powdercoat Legs are not available. Built-in surround, custom finishes and other modifications available upon request.				


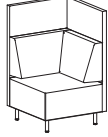
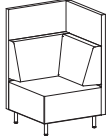
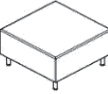
AGATI SEATING

GEE - RIGHT ARM FACING	DESCRIPTION	ITEM NO	SIZE	STANDARD LIST
	Gee Lounge Chair with upholstered arm, cushioned seat and back, metal legs. Right arm when facing chair.	GEE-STG-2001-RAF	27w 29d 33h 18sh 26ah	\$2,107
	COM requirement: 3.75 yards of 54" wide plain fabric per chair Contrasting Fabric: Seat 2.5 yards, Back 1.75 yards, Arm 1.75 yards* COL requirement: 91.5 sq. ft. per chair*			
	Gee Lounge Chair with upholstered arm, cushioned seat and back, metal legs. Right arm when facing chair. Upholstered screen.	GEE-STG-2001-RAF-UPS	27w 30.75d 48h 18sh 26ah	\$3,022
	COM requirement: 3.75 yards of 54" wide plain fabric per chair, 3 yards per screen Contrasting Fabric: Seat 2.5 yards, Back 1.75 yards, Arm 1.75 yards* COL requirement: 91.5 sq. ft. per chair, 73.2 sq. ft per screen*			
	Gee Lounge Chair with upholstered arm, cushioned seat and back, metal legs. Right arm when facing chair. Wood veneer screen (maple, cherry, red oak).	GEE-STG-2001-RAF-WPS	27w 30.25d 48h 18sh 26ah	\$4,403
	COM requirement: 3.75 yards of 54" wide plain fabric per chair Contrasting Fabric: Seat 2.5 yards, Back 1.75 yards, Arm 1.75 yards* COL requirement: 91.5 sq. ft. per chair*			
	CUSTOM OPTIONS:	ITEM NO	STANDARD LIST	
	*Two tone fabric	OPT-UPH-20		\$185
	*COL	OPT-UPH-L	Add 20%	
	Cal 133 Fire Barrier- per yard	OPT-UPH-133		\$103
	Casters (non-locking)	OPT-CST-01	n/c	
	Ganging (Per chair)	OPT-GNG-01		\$123
	Tablet Arm, Rectangle. Specify right or left mount	OPT-TAB-01		\$724
	Tablet Arm, Oval. Specify right or left mount	OPT-TAB-02		\$724
	Wood Arm Cap Option	OPT-ARM-CAP-GEE		\$206
	Metal handle for Gee & Rio Seating	OPT-MTL-HANDLE-01		\$165
	Electrical unit in arm (Axil-Z 1 pwr & 1 USB port)	OPT-GEE-ELEC-01		\$288
	* Anodized aluminum- metal legs. Powdercoat Legs are not available. Built-in surround, custom finishes and other modifications available upon request.			





AGATI SEATING

GEE ARMLESS	DESCRIPTION	ITEM NO	SIZE	STANDARD LIST
	Gee Armless Lounge Chair cushioned seat and back, metal legs*. *(Anodized aluminum)	GEE-STG-2101	23w 29d 33h 18sh	\$1,692
	COM requirement: 3 yards of 54" wide plain fabric per chair Contrasting Fabric: Seat 2.5 yards, back 1.75 yards* COL requirement: 73.2 sq. ft. per chair*			
	Gee Armless Lounge Chair, cushioned seat and back, metal legs*. Upholstered screen. *(Anodized aluminum)	GEE-STG-2101-UPS	23w 30.75d 48h 18sh 48h	\$2,485
	COM requirement: 3 yards of 54" wide plain fabric per chair and 2 yards per screen. Contrasting Fabric: Seat 2.5 yards, back 1.75 yards* COL requirement: 73.2 sq. ft. per chair*			
	Gee Armless Lounge Chair, cushioned seat and back, metal legs*. Wood veneer screen (maple, cherry, red oak). *(Anodized aluminum)	GEE-STG-2101-WPS	23w 30.25d 48h 18sh 48h	\$3,959
	COM requirement: 3 yards of 54" wide plain fabric per chair Contrasting Fabric: Seat 2.5 yards, back 1.75 yards* COL requirement: 73.2 sq. ft. per chair*			
CUSTOM OPTIONS:		ITEM NO		STANDARD LIST
*Two tone fabric		OPT-UPH-20		\$185
*COL		OPT-UPH-L	add 20%	
Cal 133 Fire Barrier-per yard		OPT-UPH-133	per yard	\$103
Casters (non-locking)		OPT-CST-01	n/c	
Ganging (Per chair)		OPT-GNG-01		\$123
Metal handle for Gee & Rio Seating		OPT-MTL-HANDLE-01		\$165
Electrical unit in arm (Axil-Z 1 pwr & 1 USB port)		OPT-GEE-ELEC-01		\$288
* Anodized aluminum- metal legs. Powdercoat Legs are not available. Built-in surround, custom finishes and other modifications available upon request.				


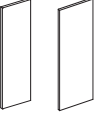
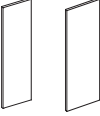
AGATI SEATING

GEE CORNER	DESCRIPTION	ITEM NO	SIZE	STANDARD LIST
	Gee Corner Lounge Chair cushioned seat and back, metal legs*. *(Anodized aluminum)	GEE-STG-2101-CRN	29w 29d 33h 18sh	\$2,858
	COM requirement: 6 yards of 54" wide plain fabric per chair Contrasting Fabric: Seat 3.5 yards, back 2.5 yards* COL requirement: 146.4 sq. ft. per chair*			
	Gee Corner Lounge Chair, cushioned seat and back, metal legs*. Upholstered screen. *(Anodized aluminum)	GEE-STG-2101-CRN-UPS	29w 30.75d 48h 18sh 48h	\$4,446
	COM requirement: 6 yards of 54" wide plain fabric per seat and 6 yards per screen Contrasting Fabric: Seat 3.5 yards, back 2.5 yards* COL requirement: 146.4 sq. ft. per chair, 146.4 sq. ft. per screen*			
	Gee Corner Lounge Chair, cushioned seat and back, metal legs*. Wood veneer screen (maple, cherry, red oak). *(Anodized aluminum)	GEE-STG-2101-CRN-WPS	29w 30.25d 48h 18sh 48h	\$7,451
	COM requirement: 6 yards of 54" wide plain fabric per chair Contrasting Fabric: Seat 3.5 yards, back 2.5 yards* COL requirement: 146.4 sq. ft. per chair*			
	Gee Ottoman, cushioned seat, metal legs*.	GEE-OTT-1000	23w 29d 18h	\$1,301
		GEE-OTT-1001	23w 23d 18h	\$1,217
	Round Ottoman cushioned seat, metal legs*.	GEE-OTT-1002	24dia 18h	\$1,121
	COM requirement: 2.75 yards of 54" wide plain fabric per seat COL requirement: 67.1 sq. ft. per chair*			
CUSTOM OPTIONS:	ITEM NO		STANDARD LIST	
*Two tone fabric	OPT-UPH-20			\$185
*COL	OPT-UPH-L	add 20%		
Cal 133 Fire Barrier- per yard	OPT-UPH-133	per yard		\$103
Casters (non-locking)	OPT-CST-01	n/c		
Ganging (Per chair)	OPT-GNG-01			\$123
* Anodized aluminum- metal legs. Powdercoat Legs are not available.				
Built-in surround, custom finishes and other modifications available upon request.				

AGATI SEATING

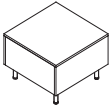
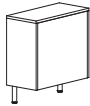
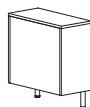
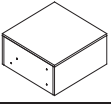
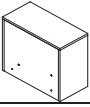

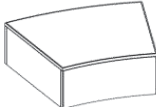
GEE CURVED	DESCRIPTION	ITEM NO	SIZE	STANDARD LIST
	Gee 45 Degree Inner Curve Lounge Chair cushioned seat and back, metal legs*. *(Anodized aluminum)	GEE-STG-2201-INC	45.5w 32d 33h 18sh	\$2,636
	COM requirement: 5.25 yards of 54" wide plain fabric per chair Contrasting Fabric: Seat 3.5 yards, back 2.5 yards* COL requirement: 128.1 sq. ft. per chair*			
	Gee 45 Degree Inner Curve Lounge Chair cushioned seat and back, metal legs*. Upholstered Screen. *(Anodized aluminum)	GEE-STG-2201-INC-UPS	45.5w 33.75d 48h 18sh	\$4,504
	COM requirement: 5.25 yards of 54" wide plain fabric per chair and 4 yards per screen Contrasting Fabric: Seat 3.5 yards, back 2.5 yards* COL requirement: 128.1 sq. ft. per chair, 97.6 sq. ft. per screen*			
	Gee 22.5 Degree Outer Curve Lounge Chair cushioned seat and back, metal legs*. *(Anodized aluminum)	GEE-STG-2201-OTC	35w 30d 33h 18sh	\$2,136
	COM requirement: 5 yards of 54" wide plain fabric per chair Contrasting Fabric: Seat 3.5 yards, back 2 yards* COL requirement: 122 sq. ft. per chair*			
	Gee 22.5 Degree Outer Curve Lounge Chair cushioned seat and back, metal legs*. *(Anodized aluminum)	GEE-STG-2201-OTC-UPS	35w 31.75d 48h 18sh	\$4,005
	COM requirement: 5 yards of 54" wide plain fabric per chair and 4 yards per screen Contrasting Fabric: Seat 3.5 yards, back 2 yards* COL requirement: 122 sq. ft. per chair*			
CUSTOM OPTIONS:		ITEM NO		STANDARD LIST
*Two tone fabric		OPT-UPH-20		\$185
*COL		OPT-UPH-L	add 20%	
Cal 133 Fire Barrier- per yard		OPT-UPH-133	per yard	\$103
Casters (non-locking)		OPT-CST-01	n/c	
Ganging (Per chair)		OPT-GNG-01		\$123
* Anodized aluminum- metal legs. Powdercoat Legs are not available. Fabric: Railroaded plain or random pattern works best. NRR fabric will require a seam. Stripes are not recommended due to pattern matching and drooping on horizontals. Built-in surround, custom finishes and other modifications available upon request.				

AGATI SEATING






GEE LOUNGE - SCREENS	DESCRIPTION	ITEM NO	SIZE	STANDARD LIST
	Gee Upholstered Screen - Side COM requirement: 3 yards per screen.	GEE-SCRN-3143-SIDE-UPS	31w 21h 43h	\$1,041
	Gee Wood Veneer Screen - Side (maple, cherry, red oak)	GEE-SCRN-3143-SIDE-WPS	31w 21h 43h	\$2,296
	Gee Upholstered Screen - Back *Do not use 100% nylon fabric for panels	GEE-SCRN-2343-BACK-UPS	23w 21h 43h	\$794
		GEE-SCRN-2743-BACK-UPS	27w 21h 43h	\$915
	COM requirements:	GEE-SCRN-3143-BACK-UPS	31w 21h 43h	\$1,041
	23w - 1.8yds NRR	GEE-SCRN-4643-BACK-UPS	46w 21h 43h	\$1,503
	27-31w - 2.8yds NRR	GEE-SCRN-5343-BACK-UPS	53w 21h 43h	\$1,721
	46-79w - 5.9yds NRR	GEE-SCRN-5443-BACK-UPS	54w 21h 43h	\$1,751
	85w - 8.1yds NRR	GEE-SCRN-5843-BACK-UPS	58w 21h 43h	\$1,872
	*Please call for railroaded yardage requirements	GEE-SCRN-6043-BACK-UPS	60w 21h 43h	\$2,020
		GEE-SCRN-6243-BACK-UPS	62w 21h 43h	\$2,083
		GEE-SCRN-6943-BACK-UPS	69w 21h 43h	\$2,297
		GEE-SCRN-7043-BACK-UPS	70w 21h 43h	\$2,330
		GEE-SCRN-7143-BACK-UPS	71w 21h 43h	\$2,360
		GEE-SCRN-7243-BACK-UPS	72w 21h 43h	\$2,389
		GEE-SCRN-7943-BACK-UPS	79w 21h 43h	\$2,607
	GEE-SCRN-8543-BACK-UPS	85w 21h 43h	\$2,792	
	Gee Wood Veneer Screen - Back (maple, cherry, red oak)	GEE-SCRN-2343-BACK-WPS	23w 21h 43h	\$2,268
		GEE-SCRN-2743-BACK-WPS	27w 21h 43h	\$2,277
		GEE-SCRN-3143-BACK-WPS	31w 21h 43h	\$2,296
		GEE-SCRN-6043-BACK-WPS	60w 21h 43h	\$2,940
		GEE-SCRN-7243-BACK-WPS	72w 21h 43h	\$3,207
CUSTOM OPTIONS:		ITEM NO		STANDARD LIST
Ganging (Per screen)	OPT-GNG-02		\$103	
Cal 133 Fire Barrier - per yard	OPT-UPH-133	per yard	\$103	
Custom size screen design fee	OPT-DSN-FEE		\$617	

Custom sizes, finishes and other modifications available upon request.

AGATI SEATING

GEE LOUNGE - TABLES	DESCRIPTION	ITEM NO	SIZE	STANDARD LIST
	Gee Occasional Table Veneer table with 4 metal legs* *(Anodized aluminum)	GEE-OCC-TBL-1825-17	18w 25d 17h	\$2,926
		GEE-OCC-TBL-2525-17	25w 25d 17h	\$2,940
		GEE-OCC-TBL-4828-22	48w 28d 22h	\$3,292
	Gee Occasional Table Veneer table with 2 metal legs*. Bolt-on, end mounted (left side when facing chair). *(Anodized aluminum)	GEE-OCC-TBL-825-24-LAF	8w 25d 24h	\$2,806
		GEE-OCC-TBL-1225-24-LAF	12w 25d 24h	\$2,824
		GEE-OCC-TBL-1825-24-LAF	18w 25d 24h	\$2,828
		GEE-OCC-TBL-2525-24-LAF	25w 25d 24h	\$2,869
	Gee Occasional Table Veneer table with 2 metal legs*. Bolt-on, end mounted (right side when facing chair). *(Anodized aluminum)	GEE-OCC-TBL-825-24-RAF	8w 25d 24h	\$2,806
		GEE-OCC-TBL-1225-24-RAF	12w 25d 24h	\$2,824
		GEE-OCC-TBL-1825-24-RAF	18w 25d 24h	\$2,828
		GEE-OCC-TBL-2525-24-RAF	25w 25d 24h	\$2,869
 	Gee Occasional Table Veneer table without legs. Bolt-on, center mounted.	GEE-OCC-TBL-1825-12-CTR	18w 25d 12h	\$2,721
		GEE-OCC-TBL-2525-12-CTR	25w 25d 12h	\$2,734
		GEE-OCC-TBL-825-21-CTR	8w 25d 21h	\$2,703
		GEE-OCC-TBL-1225-21-CTR	12w 25d 21h	\$2,721
	Gee 22.5 Degree Inner Curve Occasional Table Veneer table without legs. Bolt-on, center mounted.	GEE-OCC-TBL-2327-12-CTR	23.5w 27d 12h	\$2,942
		Veneer table with two legs. Bolt on, end mounted, right or left facing	GEE-OCC-TBL-2327-17-RAF	23.5w 27d 17h
GEE-OCC-TBL-2327-17-LAF	23.5w 27d 17h		\$3,045	
	Gee 22.5 Degree Outer Curve Occasional Table Veneer table without legs. Bolt-on, center mounted.	GEE-OCC-TBL-3427-12-CTR	34w 27d 12h	\$2,983
		Veneer table with two legs. Bolt on, end mounted, right or left facing	GEE-OCC-TBL-3427-17-RAF	34w 27d 17h
GEE-OCC-TBL-3427-17-LAF	34w 27d 17h		\$3,085	
CUSTOM OPTIONS:		ITEM NO	STANDARD LIST	
Standard veneers are red oak, cherry or maple. Plastic laminate same price Plastic laminate: Wilsonart standard grade laminates with matching pvc For options see www.agati.com/resources-materials-finishes Custom finishes and other modifications available upon request. * Anodized aluminum- metal legs. Powdercoat Legs are not available.				

AGATI SEATING

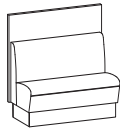

HAMPTON - Metal Leg Base	DESCRIPTION	ITEM NO	SIZE	STANDARD LIST
	Straight Banquette with cushioned seat and back, metal legs*. *(Anodized aluminum)	HMP-STG-4825-MLB	48w 25d 36h 19sh COM requirement: 4.25 yards of 54" wide plain fabric. Contrasting Fabric: Seat 1.75 yards, back 2.75 yards.	\$4,415
	Open back (Back not fully upholstered, flush with wall)	HMP-STG-4825-MLB-OB	48w 25d 36h 19sh COM requirement: 3.5 yards of 54" wide plain fabric. Contrasting Fabric: Seat 1.75 yards, back 1.75 yards.	\$3,971
	Straight Banquette with cushioned seat and back, metal legs.	HMP-STG-6025-MLB	60w 25d 36h 19sh COM requirement: 6.75 yards of 54" wide plain fabric. Contrasting Fabric: Seat 2.75 yards, back 4 yards.	\$4,987
	Open back (Back not fully upholstered, flush with wall)	HMP-STG-6025-MLB-OB	60w 25d 36h 19sh COM requirement: 4.75 yards of 54" wide plain fabric. Contrasting Fabric: Seat 2.75 yards, back 2 yards.	\$4,510
	Straight Banquette with cushioned seat and back, metal legs.	HMP-STG-7225-MLB	72w 25d 36h 19sh COM requirement: 6.75 yards of 54" wide plain fabric. Contrasting Fabric: Seat 2.75 yards, back 4 yards.	\$5,617
	Open back (Back not fully upholstered, flush with wall)	HMP-STG-7225-MLB-OB	72w 25d 36h 19sh COM requirement: 4.75 yards of 54" wide plain fabric. Contrasting Fabric: Seat 2.75 yards, back 2 yards.	\$5,119
	Straight Banquette with cushioned seat and back, metal legs*. Upholstered screen. *(Anodized aluminum)	HMP-STG-4825-MLB-UPS	48w 26.75d 48h 19sh COM requirement: Bench 3.5 yards of 54" wide plain fabric. Screen 3.5 yards (railroaded). Contrasting Fabric: Seat 1.75 yards, back 1.75 yards.	\$5,572
		HMP-STG-6025-MLB-UPS	60w 26.75d 48h 19sh COM requirement: Bench 4.75 yards of 54" wide plain fabric. Screen 4 yards (railroaded). Contrasting Fabric: Seat 2.75 yards, back 2 yards.	\$6,292
		HMP-STG-7225-MLB-UPS	72w 26.75d 48h 19sh COM requirement: Bench 4.75 yards of 54" wide plain fabric. Screen 4.75 yards (railroaded). Contrasting Fabric: Seat 2.75 yards, back 2 yards.	\$7,177
	Straight Banquette with cushioned seat and back, metal legs*. Wood veneer screen (maple, cherry, red oak). *(Anodized aluminum)	HMP-STG-4825-MLB-WPS	48w 26.75d 48h 19sh COM requirement: Bench 3.5 yards of 54" wide plain fabric. Contrasting Fabric: Seat 1.75 yards, back 1.75 yards.	\$6,823
		HMP-STG-6025-MLB-WPS	60w 26.75d 48h 19sh COM requirement: 4.75 yards of 54" wide plain fabric. Contrasting Fabric: Seat 2.75 yards, back 2 yards.	\$7,543
		HMP-STG-7225-MLB-WPS	72w 26.75d 48h 19sh COM requirement: 4.75 yards of 54" wide plain fabric. Contrasting Fabric: Seat 2.75 yards, back 2 yards.	\$8,485
CUSTOM OPTIONS:		ITEM NO		STANDARD LIST
	Cal 133 Fire Barrier 48w	OPT-UPH-133-48		\$1,572
	Cal 133 Fire Barrier 60w	OPT-UPH-133-60		\$1,737
	Cal 133 Fire Barrier 72w	OPT-UPH-133-72		\$1,930
	COL	OPT-UPH-L	Add 10%	
	Shelf (Plastic laminate, pvc) and Foot Rail 48w	OPT-SHLF-RAIL-48		\$3,452
	Shelf (Plastic laminate, pvc) and Foot Rail 60w	OPT-SHLF-RAIL-60		\$3,609
	Shelf (Plastic laminate, pvc) and Foot Rail 72w	OPT-SHLF-RAIL-72		\$3,778
	Ganging Plate	OPT-GNG-PLATE-BK		\$49
	Wire management in Panel	OPT-WM-PANEL		\$391
	Casters (non-locking) Per Set	OPT-CASTERS-STRAIGHT		\$115
Built-in surround, custom finishes and other modifications available upon request.				
COM fabrics must be tested and approved by Agati before order is placed. Please send memo samples for approval.				
* Anodized aluminum - metal legs. Powdercoat Legs are not available.				

AGATI SEATING

HAMPTON - Plinth Base



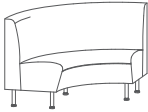


DESCRIPTION	ITEM NO	SIZE	STANDARD LIST
Straight Banquette with cushioned seat and back, laminate or wood veneer plinth base.	HMP-STG-4825-PLB	48w 25d 36h 19sh	\$5,876
	HMP-STG-4825-PLBV	48w 25d 36h 19sh	\$5,987
COM requirement: 4.25 yards of 54" wide plain fabric. Contrasting Fabric: Seat 1.75 yards, back 2.75 yards.			
Open back (Back not fully upholstered, flush with wall)	HMP-STG-4825-PLB-OB	48w 25d 36h 19sh	\$5,432
	HMP-STG-4825-PLBV-OB	48w 25d 36h 19sh	\$5,543
COM requirement: 3.5 yards of 54" wide plain fabric. Contrasting Fabric: Seat 1.75 yards, back 1.75 yards.			
Straight Banquette with cushioned seat and back, laminate or wood veneer plinth base.	HMP-STG-6025-PLB	60w 25d 36h 19sh	\$6,642
	HMP-STG-6025-PLBV	60w 25d 36h 19sh	\$6,782
COM requirement: 6.75 yards of 54" wide plain fabric. Contrasting Fabric: Seat 2.75 yards, back 4 yards.			
Open back (Back not fully upholstered, flush with wall)	HMP-STG-6025-PLB-OB	60w 25d 36h 19sh	\$6,164
	HMP-STG-6025-PLBV-OB	60w 25d 36h 19sh	\$6,304
COM requirement: 4.75 yards of 54" wide plain fabric. Contrasting Fabric: Seat 2.75 yards, back 2 yards.			
Straight Banquette with cushioned seat and back, laminate or wood veneer plinth base.	HMP-STG-7225-PLB	72w 25d 36h 19sh	\$7,436
	HMP-STG-7225-PLBV	72w 25d 36h 19sh	\$7,633
COM requirement: 6.75 yards of 54" wide plain fabric. Contrasting Fabric: Seat 2.75 yards, back 4 yards.			
Open back (Back not fully upholstered, flush with wall)	HMP-STG-7225-PLB-OB	72w 25d 36h 19sh	\$6,938
	HMP-STG-7225-PLBV-OB	72w 25d 36h 19sh	\$7,135
COM requirement: 4.75 yards of 54" wide plain fabric. Contrasting Fabric: Seat 2.75 yards, back 2 yards.			
Straight Banquette with cushioned seat and back, laminate or wood veneer plinth base. Upholstered screen.	HMP-STG-4825-PLB-UPS	48w 26.75d 48h 19sh	\$7,033
	HMP-STG-4825-PLBV-UPS	48w 26.75d 48h 19sh	\$7,144
COM requirement: 3.5 yards of 54" wide plain fabric. Screen 3.5 yards (railroaded). Contrasting Fabric: Seat 1.75 yards, back 1.75 yards.			
Open back (Back not fully upholstered, flush with wall)	HMP-STG-6025-PLB-UPS	60w 26.75d 48h 19sh	\$7,946
	HMP-STG-6025-PLBV-UPS	60w 26.75d 48h 19sh	\$8,070
COM requirement: 4.75 yards of 54" wide plain fabric. Screen 4 yards (railroaded). Contrasting Fabric: Seat 2.75 yards, back 2 yards.			
Open back (Back not fully upholstered, flush with wall)	HMP-STG-7225-PLB-UPS	72w 26.75d 48h 19sh	\$9,000
	HMP-STG-7225-PLBV-UPS	72w 26.75d 48h 19sh	\$9,197
COM requirement: 4.75 yards of 54" wide plain fabric. Screen 4.75 yards (railroaded). Contrasting Fabric: Seat 2.75 yards, back 2 yards.			
Straight Banquette with cushioned seat and back, laminate or wood veneer plinth base. Wood Veneer screen (maple, cherry, red oak).	HMP-STG-4825-PLB-WPS	48w 26.75d 48h 19sh	\$8,283
	HMP-STG-4825-PLBV-WPS	48w 26.75d 48h 19sh	\$8,399
COM requirement: Bench 3.5 yards of 54" wide plain fabric. Contrasting Fabric: Seat 1.75 yards, back 1.75 yards.			
Open back (Back not fully upholstered, flush with wall)	HMP-STG-6025-PLB-WPS	60w 26.75d 48h 19sh	\$9,197
	HMP-STG-6025-PLBV-WPS	60w 26.75d 48h 19sh	\$9,337
COM requirement: Bench 4.75 yards of 54" wide plain fabric. Contrasting Fabric: Seat 2.75 yards, back 2 yards.			
Open back (Back not fully upholstered, flush with wall)	HMP-STG-7225-PLB-WPS	72w 26.75d 48h 19sh	\$10,304
	HMP-STG-7225-PLBV-WPS	72w 26.75d 48h 19sh	\$10,501
COM requirement: Bench 4.75 yards of 54" wide plain fabric. Contrasting Fabric: Seat 2.75 yards, back 2 yards.			



CUSTOM OPTIONS:	ITEM NO	STANDARD LIST
Cal 133 Fire Barrier 48w	OPT-UPH-133-48	\$1,572
Cal 133 Fire Barrier 60w	OPT-UPH-133-60	\$1,737
Cal 133 Fire Barrier 72w	OPT-UPH-133-72	\$1,930
COL	OPT-UPH-L	Add 10%
Shelf (Plastic laminate, pvc) and Foot Rail 48w	OPT-SHLF-RAIL-48	\$3,452
Shelf (Plastic laminate, pvc) and Foot Rail 60w	OPT-SHLF-RAIL-60	\$3,609
Shelf (Plastic laminate, pvc) and Foot Rail 72w	OPT-SHLF-RAIL-72	\$3,778
Wire management in Panel	OPT-WM-PANEL	\$391
Ganging Plate	OPT-GNG-PLATE-BK	\$49

Built-in surround, custom finishes and other modifications available upon request.
COM fabrics must be tested and approved by Agati before order is placed. Please send memo samples for approval.




AGATI SEATING

HAMPTON - Metal Leg Base	DESCRIPTION	ITEM NO	SIZE	STANDARD LIST
	Curved Banquette 90 degree curve with cushioned seat and back, metal legs*. *(Anodized aluminum)	HMP-STG-90DEG-MLB	48w 48d 36h 19sh	\$5,765
	COM requirement: 7 yards of 54" wide plain fabric. Contrasting Fabric: Seat 2.5 yards, back 4.5 yards.			
	Curved Banquette 90 degree curve with cushioned seat and back, metal legs*. Upholstered Back Screen. *(Anodized aluminum)	HMP-STG-90DEG-MLB-UPS	48w 48d 48h 19sh	\$7,596
	COM requirement: Bench 5 yards of 54" wide plain fabric. Screen 5 yards (railroaded). Contrasting Fabric: Seat 2.5 yards, back 2.5 yards.			
	Curved Banquette 90 degree curve with cushioned seat and back, metal legs*. Wood veneer screen (maple, cherry, red oak). *(Anodized aluminum)	HMP-STG-90DEG-MLB-WPS	48w 48d 48h 19sh	\$10,576
	COM requirement: 5 yards of 54" wide plain fabric. Contrasting Fabric: Seat 2.5 yards, back 2.5 yards.			

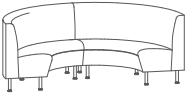

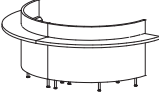
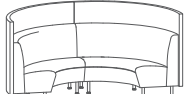
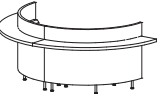
Key: MLB - Metal Leg Base
UPS - Upholstered Panel Screen
PLB - Plastic Laminate Plinth Base
PLBV -Wood Veneer Plinth Base
WPS - Wood Veneer Panel Screen

CUSTOM OPTIONS:	ITEM NO	STANDARD LIST
Cal 133 Fire Barrier	OPT-UPH-133-90DEG	\$1,983
COL	OPT-UPH-L	add 20%
Ganging Plate	OPT-GNG-PLATE-BK	\$49
Casters (non-locking) Per Set	OPT-CASTERS-90DEG	\$144
Shelf (Plastic laminate, pvc) and Foot Rail 90deg	OPT-SHLF-RAIL-90DEG	\$4,045
Wire management in Panel		
Built-in surround, custom finishes and other modifications available upon request.		
COM fabrics must be tested and approved by Agati before order is placed. Please send memo samples for approval.		
* Anodized aluminum- metal legs. Powdercoat Legs are not available.		

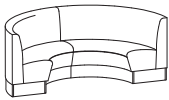

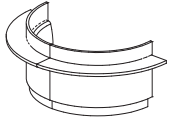
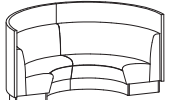
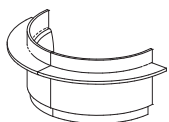
AGATI SEATING

HAMPTON - Plinth Base	DESCRIPTION	ITEM NO	SIZE	STANDARD LIST
	Curved Banquette	HMP-STG-90DEG-PLB	48w 48d 36h 19sh	\$7,617
	90 degree curve with cushioned seat and back, laminate and wood veneer plinth base.	HMP-STG-90DEG-PLBV	48w 48d 36h 19sh	\$7,810
	COM requirement: 7 yards of 54" wide plain fabric. Contrasting Fabric: Seat 2.5 yards, back 4.5 yards.			
	Curved Banquette	HMP-STG-90DEG-PLB-UPS	48w 48d 48h 19sh	\$9,444
	90 degree curve with cushioned seat and back, laminate and wood veneer plinth base. Upholstered screen.	HMP-STG-90DEG-PLBV-UPS	48w 48d 48h 19sh	\$9,637
	COM requirement: Bench 5 yards of 54" wide plain fabric. Screen 5 yards (railroaded). Contrasting Fabric: Seat 2.5 yards, back 2.5 yards.			
	Curved Banquette	HMP-STG-90DEG-PLB-WPS	48w 48d 48h 19sh	\$12,423
	90 degree curve with cushioned seat and back, laminate and wood veneer plinth base. Wood veneer screen (maple, cherry, red oak).	HMP-STG-90DEG-PLBV-WPS	48w 48d 48h 19sh	\$12,617
	COM requirement: 5 yards of 54" wide plain fabric. Contrasting Fabric: Seat 2.5 yards, back 2.5 yards.			
CUSTOM OPTIONS:		ITEM NO		STANDARD LIST
	Cal 133 Fire Barrier	OPT-UPH-133-90DEG		\$1,983
	COL	OPT-UPH-L	Add 10%	
	Shelf (Plastic laminate, pvc) and Foot Rail 90deg	OPT-SHLF-RAIL-90DEG		\$4,045
	Ganging Plate	OPT-GNG-PLATE-BK		\$49
	Wire management in Panel	OPT-WM-PANEL		\$391
Built-in surround, custom finishes and other modifications available upon request. COM fabrics must be tested and approved by Agati before order is placed. Please send memo samples for approval.				

AGATI SEATING

HAMPTON - Metal Leg Base	DESCRIPTION	ITEM NO	SIZE	STANDARD LIST
	Two Curved Banquettes 180 degree curve with cushioned seat and back, metal legs*. *(Anodized aluminum)	HMP-STG-180DEG-MLB	96w 48d 36h 19sh	\$11,111
	COM requirement: 14 yards of 54" wide plain fabric. Contrasting Fabric: Seat 5 yards, back 9 yards.			
	Two Curved Banquettes 180 degree curve with cushioned seat and back, metal legs*. Upholstered screen.	HMP-STG-180DEG-MLB-UPS	96w 48d 48h 19sh	\$14,942
	Two Curved Banquettes Plastic laminate shelf, pvc edge.	HMP-STG-180DEG-MLB-UPS/SHLF-PLAM		\$20,345
	Two Curved Banquettes Plastic laminate shelf, solid wood edge.	HMP-STG-180DEG-MLB-UPS/SHLF-PLWD	Shelf 39h AFF, Shelf 14d	\$21,476
	Two Curved Banquettes Veneer shelf, solid wood edge.	HMP-STG-180DEG-MLB-UPS/SHLF-VRWD	Shelf 39h AFF, Shelf 14d	\$22,015
	COM requirement: 10 yards of 54" wide plain fabric. Screen 11 yards (railroaded). Contrasting Fabric: Seat 5 yards, back 5 yards.			
	Two Curved Banquettes 180 degree curve with cushioned seat and back, metal legs*. Wood veneer screen.	HMP-STG-180DEG-MLB-WPS	96w 48d 48h 19sh	\$20,896
	Two Curved Banquettes Plastic laminate shelf, pvc edge.	HMP-STG-180DEG-MLB-WPS/SHLF-PLAM	Shelf 39h AFF, Shelf 14d	\$26,303
	Two Curved Banquettes Plastic laminate shelf, solid wood edge.	HMP-STG-180DEG-MLB-WPS/SHLF-PLWD	Shelf 39h AFF, Shelf 14d	\$27,435
	Two Curved Banquettes Veneer shelf, solid wood edge.	HMP-STG-180DEG-MLB-WPS/SHLF-VRWD	Shelf 39h AFF, Shelf 14d	\$27,974
	COM requirement: Bench 10 yards of 54" wide plain fabric. Contrasting Fabric: Seat 5 yards, back 5 yards.			
CUSTOM OPTIONS:		ITEM NO		STANDARD LIST
	Cal 133 Fire Barrier	OPT-UPH-133-180DEG		\$3,967
	COL	OPT-UPH-L	add 10%	
	Ganging Plate	OPT-GNG-PLATE-BK		\$49
	Casters (non-locking) Per Set	OPT-CASTERS-180DEG		\$284
	Foot Rail option	OPT-RAIL-180DEG		\$3,374
	Wire management in Panel	OPT-WM-PANEL		\$391
	Built-in surround, custom finishes and other modifications available upon request. COM fabrics must be tested and approved by Agati before order is placed. Please send memo samples for approval. * Anodized aluminum- metal legs. Powdercoat Legs are not available.			

AGATI SEATING

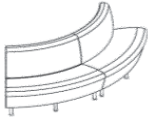
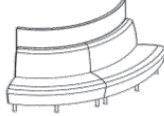
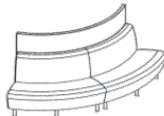



HAMPTON - Plinth Base	DESCRIPTION	ITEM NO	SIZE	STANDARD LIST
	Two Curved Banquettes 180 degree curve with cushioned seat and back, laminate or veneer plinth base.	HMP-STG-180DEG-PLB HMP-STG-180DEG-PLBV	96w 48d 36h 19sh 96w 48d 36h 19sh	\$14,810 \$15,197
	COM requirement: 14 yards of 54" wide plain fabric. Contrasting Fabric: Seat 5 yards, back 9 yards.			
	Two Curved Banquettes 180 degree curve with cushioned seat and back, laminate or veneer plinth base. Upholstered screen.	HMP-STG-180DEG-PLB-UPS HMP-STG-180DEG-PLBV-UPS	96w 48d 48h 19sh 96w 48d 48h 19sh	\$18,637 \$19,024
	Two Curved Banquettes Plastic laminate shelf, pvc edge.	HMP-STG-180DEG-PLB-UPS/SHLF-PLAM HMP-STG-180DEG-PLBV-UPS/SHLF-PLAM	128w 66d 48h 19sh 38wsh 128w 66d 48h 19sh 38wsh	\$24,040 \$24,427
	Two Curved Banquettes Plastic laminate shelf, solid wood edge.	HMP-STG-180DEG-PLB-UPS/SHLF-PLWD HMP-STG-180DEG-PLBV-UPS/SHLF-PLWD	128w 66d 48h 19sh 38wsh 128w 66d 48h 19sh 38wsh	\$25,176 \$25,558
	Two Curved Banquettes Veneer shelf, solid wood edge.	HMP-STG-180DEG-PLB-UPS/SHLF-VRWD HMP-STG-180DEG-PLBV-UPS/SHLF-VRWD	128w 66d 48h 19sh 38wsh 128w 66d 48h 19sh 38wsh	\$25,715 \$26,101
	COM requirement: 10 yards of 54" wide plain fabric. Screen 11 yards (railroaded). Contrasting Fabric: Seat 5 yards, back 5 yards.			
	Two Curved Banquettes 180 degree curve with cushioned seat and back, laminate or veneer plinth base. Wood veneer screen.	HMP-STG-180DEG-PLB-WPS HMP-STG-180DEG-PLBV-WPS	96w 48d 48h 19sh 96w 48d 48h 19sh	\$24,595 \$24,982
	Two Curved Banquettes Plastic laminate shelf, pvc edge.	HMP-STG-180DEG-PLB-WPS/SHLF-PLAM HMP-STG-180DEG-PLBV-WPS/SHLF-PLAM	128w 66d 48h 19sh 38wsh 128w 66d 48h 19sh 38wsh	\$29,998
	Two Curved Banquettes Plastic laminate shelf, solid wood edge.	HMP-STG-180DEG-PLB-WPS/SHLF-PLWD HMP-STG-180DEG-PLBV-WPS/SHLF-PLWD	128w 66d 48h 19sh 38wsh 128w 66d 48h 19sh 38wsh	\$31,130 \$31,517
	Two Curved Banquettes Veneer shelf, solid wood edge.	HMP-STG-180DEG-PLB-WPS/SHLF-VRWD HMP-STG-180DEG-PLBV-WPS/SHLF-VRWD	128w 66d 48h 19sh 38wsh 128w 66d 48h 19sh 38wsh	\$31,669 \$32,056
	COM requirement: Bench 10 yards of 54" wide plain fabric. Contrasting Fabric: Seat 5 yards, back 5 yards.			

Key: MLB - Metal Leg Base
 UPS - Upholstered Panel Screen
 PLB - Plastic Laminate Plinth Base
 PLBV - Wood Veneer Plinth Base
 WPS - Wood Veneer Panel Screen

CUSTOM OPTIONS:	ITEM NO	STANDARD LIST
Cal 133 Fire Barrier	OPT-UPH-133-180DEG	\$3,967
COL	OPT-UPH-L	Add 10%
Ganging Plate	OPT-GNG-PLATE-BK	\$49
Foot Rail option	OPT-RAIL-180DEG	\$3,374
Wire management in Panel	OPT-WM-PANEL	\$391






Built-in surround, custom finishes and other modifications available upon request.
 COM fabrics must be tested and approved by Agati before order is placed. Please send memo samples for approval.

AGATI SEATING


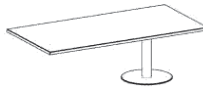
HAMPTON - Outer Curve	DESCRIPTION	ITEM NO	SIZE	STANDARD LIST
	Two Outer Curved Banquettes 90 degree curve with cushioned seat and back, metal legs*. *(Anodized aluminum) COM requirement: 10.5 yards of 54" wide plain fabric. Contrasting Fabric: Seat 5.5 yards, back 5 yards.	HMP-STG-90DEG-OTR-MLB	104w 74.5d 36h 19sh	\$9,465
	Two Outer Curved Banquettes 90 degree curve with cushioned seat and back, metal legs*. Upholstered Screen COM requirement: 8.5 yards of 54" wide plain fabric per bench, Screen 5 yards railroaded. Contrasting Fabric: Seat 5.5 yards, back 3 yards.	HMP-STG-90DEG-OTR-MLB-UPS	104w 74.5d 48h 19sh	\$11,567
	Two Outer Curved Banquettes 90 degree curve with cushioned seat and back, metal legs*. Wood Veneer Screen COM requirement: 8.5 yards of 54" wide plain fabric Contrasting Fabric: Seat 5.5 yards, back 3 yards.	HMP-STG-90DEG-OTR-MLB-WPS	104w 74.5d 48h 19sh	\$14,547
	Three Outer Curved Banquettes 180 degree curve with cushioned seat and back, metal legs*. COM requirement: 21.75 yards of 54" wide plain fabric. Contrasting Fabric: Seat 11.25 yards, back 10.5 yards.	HMP-STG-180DEG-OTR-MLB	149w 74.5d 36h 19sh	\$18,600
	Three Outer Curved Banquettes 180 degree curve with cushioned seat and back, metal legs*. Upholstered Screen COM requirement: 18.75 yards of 54" wide plain fabric per bench, Screen 11 yards railroaded Contrasting Fabric: Seat 11.25 yards, back 7.5 yards.	HMP-STG-180DEG-OTR-MLB-UPS	149w 74.5d 48h 19sh	\$22,530
	Three Outer Curved Banquettes 180 degree curve with cushioned seat and back, metal legs*. Wood Veneer Screen COM requirement: 18.75 yards of 54" wide plain fabric Contrasting Fabric: Seat 11.25 yards, back 7.5 yards.	HMP-STG-180DEG-OTR-MLB-WPS	149w 74.5d 48h 19sh	\$28,488
CUSTOM OPTIONS:		ITEM NO		STANDARD LIST
Cal 133 Fire Barrier 90 Degree		OPT-UPH-133-90DEG		\$1,983
Cal 133 Fire Barrier 180 Degree		OPT-UPH-133-180DEG		\$3,967
COL		OPT-UPH-L	Add 10%	
Casters (non-locking) 90 Degree Outer Curve		OPT-CASTERS-90DEG-OTR		\$284
Casters (non-locking) 180 Degree Outer Curve		OPT-CASTERS-180DEG-OTR		\$428
Ganging Plate		OPT-GNG-PLATE-BK		\$49
Wire management in Panel 90DEG		OPT-WM-PANEL-90DEG		\$391
Wire management in Panel 180DEG		OPT-WM-PANEL-180DEG		\$782
Built-in surround, custom finishes and other modifications available upon request.				
COM fabrics must be tested and approved by Agati before order is placed. Please send memo samples for approval.				
* Anodized aluminum- metal legs. Powdercoat Legs are not available.				

AGATI

METAL BASE TABLES

METAL BASE TABLES	DESCRIPTION	ITEM NO	SIZE	STANDARD LIST
	Round Table with Disc Base	TBL-DBSE-36-29	36 dia. x 29h	\$1,463
	Marmoleum or plastic laminate top.	TBL-DBSE-42-29	42 dia. x 29h	\$1,595
	PVC edgeband, metal powdercoat base.	TBL-DBSE-48-29	48 dia. x 29h	\$1,694
		TBL-DBSE-54-29	54 dia. x 29h	\$2,078
		TBL-DBSE-60-29	60 dia. x 29h	\$2,575
	Power Through the Table Base	OPT-PWR-THR-TBL-BSE		\$275
	Square Table with Disc Base	TBL-DBSE-2525-29	25w 25d 29h	\$1,242
	Marmoleum or plastic laminate top.	TBL-DBSE-3030-29	30w 30d 29h	\$1,242
	PVC edgeband, metal powdercoat base.	TBL-DBSE-3636-29	36w 36d 29h	\$1,356
	Power Through the Table Base	OPT-PWR-THR-TBL-BSE		\$275
	Round Table with Duracast X Base	TBL-XBSE-30-29	30 dia. x 29h	\$1,130
	Marmoleum or plastic laminate top.	TBL-XBSE-36-29	36 dia. x 29h	\$1,243
	PVC edgeband, metal powdercoat base.	TBL-XBSE-42-29	42 dia. x 29h	\$1,323
	Flip Top option with easy handle release (above)	OPT-FLIP-XBASE		\$115
	(No flip to available)	TBL-XBSE-48-29	48 dia. x 29h	\$1,461
	Power Through the Table Base	OPT-PWR-THR-TBL-BSE		\$275
	Square Table with Duracast X Base	TBL-XBSE-2424-29	24w 24d 29h	\$1,002
	Marmoleum or plastic laminate	TBL-XBSE-3030-29	30w 30d 29h	\$1,022
	top. PVC edgeband, metal powdercoat base.	TBL-XBSE-3636-29	36w 36d 29h	\$1,084
		TBL-XBSE-4242-29	42w 42d 29h	\$1,249
	Flip Top option with easy handle release	OPT-FLIP-XBASE		\$115
	Power Through the Table Base	OPT-PWR-THR-TBL-BSE		\$275
	Rectangular Table with Duracast Y Base	TBL-YBSE-6024-29	60w 24d 29h	\$1,223
	Marmoleum or plastic laminate	TBL-YBSE-6030-29	60w 30d 29h	\$1,326
	top. PVC edgeband, metal powdercoat base.	TBL-YBSE-6036-29	60w 36d 29h	\$1,734
		TBL-YBSE-7230-29	72w 30d 29h	\$1,679
		TBL-YBSE-7236-29	72w 36d 29h	\$2,198
		TBL-YBSE-7242-29	72w 42d 29h	\$2,203
		TBL-YBSE-8436-29	84w 36d 29h	\$2,231
		TBL-YBSE-8442-29	84w 42d 29h	\$2,240
		TBL-YBSE-8448-29	84w 48d 29h	\$2,240
	Flip Top option with easy handle release	OPT-FLIP-YBASE		\$320
CUSTOM OPTIONS:		ITEM NO	STANDARD LIST	
Plastic laminate or Marmoleum® top standard, veneer top add 10%.				
Agati powdercoat finish standard. Chrome finish subject to up-charge.				
Café height tables - (1) Column Tables		OPT-BAR-HGT-1		\$50
Café height tables - (2) Column Tables		OPT-BAR-HGT-2		\$100
Caster option (not available on disc base)		OPT-CST-TBL-01		\$115
Standard Laminates include:				
Formica, Wilsonart: Series 60 finish laminates		Matching PVC Edge bands options see website		
All other laminate series may be subject to up charge.				
Wire management available upon request				
Custom modifications available upon request.				

AGATI METAL BASE TABLES

METAL BASE TABLES	DESCRIPTION	ITEM NO	SIZE	STANDARD LIST
	Rectangular Table with Disc Bases	TBL-DBSE-4824-29	48w 24d 29h	\$2,002
	Marmoleum or plastic laminate top. PVC edgeband, metal powdercoat base.	TBL-DBSE-4830-29	48w 30d 29h	\$2,002
		TBL-DBSE-4836-29	48w 36d 29h	\$2,467
		TBL-DBSE-4842-29	48w 42d 29h	\$3,083
	TBL-DBSE-5424-29	54w 24d 29h	\$2,069	
	TBL-DBSE-5430-29	54w 30d 29h	\$2,069	
	TBL-DBSE-5436-29	54w 36d 29h	\$2,544	
	TBL-DBSE-5442-29	54w 42d 29h	\$3,128	
	TBL-DBSE-6024-29	60w 24d 29h	\$2,069	
	TBL-DBSE-6030-29	60w 30d 29h	\$2,146	
	TBL-DBSE-6036-29	60w 36d 29h	\$2,620	
	TBL-DBSE-6042-29	60w 42d 29h	\$3,205	
	TBL-DBSE-7224-29	72w 24d 29h	\$2,155	
	TBL-DBSE-7230-29	72w 30d 29h	\$2,309	
TBL-DBSE-7236-29	72w 36d 29h	\$2,918		
TBL-DBSE-7242-29	72w 42d 29h	\$3,503		
TBL-DBSE-7248-29	72w 48d 29h	\$3,503		
	Rectangular Table with Disc Base and Wall Mount. Marmoleum or plastic laminate top. PVC edgeband, metal powdercoat base.	TBL-DBSE-4824-29-WM	48w 24d 29h	\$1,469
	TBL-DBSE-4830-29-WM	48w 30d 29h	\$1,469	
	TBL-DBSE-4836-29-WM	48w 36d 29h	\$1,794	
	TBL-DBSE-4842-29-WM	48w 42d 29h	\$2,120	
	TBL-DBSE-5424-29-WM	54w 24d 29h	\$1,536	
	TBL-DBSE-5430-29-WM	54w 30d 29h	\$1,536	
	TBL-DBSE-5436-29-WM	54w 36d 29h	\$1,871	
	TBL-DBSE-5442-29-WM	54w 42d 29h	\$2,165	
	TBL-DBSE-6024-29-WM	60w 24d 29h	\$1,536	
	TBL-DBSE-6030-29-WM	60w 30d 29h	\$1,613	
	TBL-DBSE-6036-29-WM	60w 36d 29h	\$1,947	
	TBL-DBSE-6042-29-WM	60w 42d 29h	\$2,242	
	TBL-DBSE-7224-29-WM	72w 24d 29h	\$1,622	
	TBL-DBSE-7230-29-WM	72w 30d 29h	\$1,776	
TBL-DBSE-7236-29-WM	72w 36d 29h	\$2,245		
TBL-DBSE-7242-29-WM	72w 42d 29h	\$2,540		
TBL-DBSE-7248-29-WM	72w 48d 29h	\$2,540		

CUSTOM OPTIONS:

Plastic laminate or Marmoleum® top standard, veneer top add 10%.
Agati powdercoat finish standard. Chrome finish subject to up-charge.
Café height tables available upon request



Standard Laminates include:

Formica, Wilsonart: Series 60 finish laminates Matching PVC Edge bands options see website



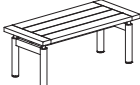
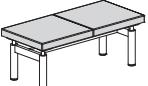

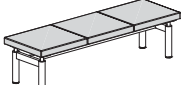
All other laminate series may be subject to up charge.

Custom modifications available upon request.

AGATI METAL BASE TABLES






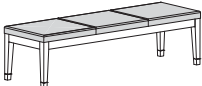
METAL BASE TABLES	DESCRIPTION	ITEM NO	SIZE	STANDARD LIST
	Rectangular Table with Duracast T-Bases Marmoleum or plastic laminate top. PVC edgeband, metal powdercoat base.	TBL-TBSE-4824-29	48w 24d 29h	\$1,145
		TBL-TBSE-4830-29	48w 30d 29h	\$1,168
		TBL-TBSE-4836-29	48w 36d 29h	\$1,430
		TBL-TBSE-4842-29	48w 42d 29h	\$1,521
		TBL-TBSE-5424-29	54w 24d 29h	\$1,213
		TBL-TBSE-5430-29	54w 30d 29h	\$1,236
		TBL-TBSE-5436-29	54w 36d 29h	\$1,430
		TBL-TBSE-5442-29	54w 42d 29h	\$1,521
		TBL-TBSE-6024-29	60w 24d 29h	\$1,213
		TBL-TBSE-6030-29	60w 30d 29h	\$1,313
		TBL-TBSE-6036-29	60w 36d 29h	\$1,507
		TBL-TBSE-6042-29	60w 42d 29h	\$1,598
		TBL-TBSE-7224-29	72w 24d 29h	\$1,299
		TBL-TBSE-7230-29	72w 30d 29h	\$1,475
		TBL-TBSE-7236-29	72w 36d 29h	\$1,805
		TBL-TBSE-7242-29	72w 42d 29h	\$1,896
		TBL-TBSE-7248-29	72w 48d 29h	\$1,990
		Flip Top Option with easy handle release (N/A on 48d tops)	OPT-FLIP-TBASE	
Caster option	OPT-CST-TBL-01		\$115	
	Rectangular Table with Duracast T-Base and Wall Mount. Marmoleum or plastic laminate top. PVC edgeband, metal powdercoat base.	TBL-TBSE-4824-29-WM	48w 24d 29h	\$1,040
		TBL-TBSE-4830-29-WM	48w 30d 29h	\$1,052
		TBL-TBSE-4836-29-WM	48w 36d 29h	\$1,314
		TBL-TBSE-4842-29-WM	48w 42d 29h	\$1,362
		TBL-TBSE-5424-29-WM	54w 24d 29h	\$1,108
		TBL-TBSE-5430-29-WM	54w 30d 29h	\$1,120
		TBL-TBSE-5436-29-WM	54w 36d 29h	\$1,314
		TBL-TBSE-5442-29-WM	54w 42d 29h	\$1,362
		TBL-TBSE-6024-29-WM	60w 24d 29h	\$1,108
		TBL-TBSE-6030-29-WM	60w 30d 29h	\$1,197
		TBL-TBSE-6036-29-WM	60w 36d 29h	\$1,391
		TBL-TBSE-6042-29-WM	60w 42d 29h	\$1,439
		TBL-TBSE-7224-29-WM	72w 24d 29h	\$1,194
		TBL-TBSE-7230-29-WM	72w 30d 29h	\$1,359
		TBL-TBSE-7236-29-WM	72w 36d 29h	\$1,689
		TBL-TBSE-7242-29-WM	72w 42d 29h	\$1,737
		TBL-TBSE-7248-29-WM	72w 48d 29h	\$1,783
		CUSTOM OPTIONS:		
Plastic laminate or Marmoleum® top standard, veneer top add 10%. Agati powdercoat finish standard. Chrome finish subject to up-charge. Café height tables available upon request				
Standard Laminates include: Formica, Wilsonart: Series 60 finish laminates Matching PVC Edge bands options see website All other laminate series may be subject to up charge.				
Custom modifications available upon request.				

AGATI SEATING

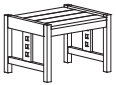
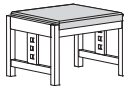

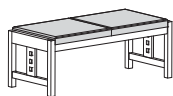

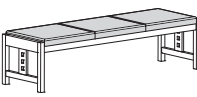
ANTRIM	DESCRIPTION	ITEM NO	SIZE	STANDARD LIST
	Single Seat Bench with metal legs, wood seat. red oak cherry maple	ANT-STG-1520-24	24w 22d 19h	
		ANT-STG-1520-24-RO		\$2,187
		ANT-STG-1520-24-C		\$2,344
		ANT-STG-1520-24-M		\$2,229
	Single Seat Bench with metal legs, upholstered seat. COM requirement: 1 yard of 54" wide plain fabric. COL requirement: 18 sq. ft.	ANT-STG-1522-24	24w 22d 19h	\$1,941
	Double Seat Bench with metal legs, wood seat. red oak cherry maple	ANT-STG-1520-48	48w 22d 19h	
		ANT-STG-1520-48-RO		\$2,526
		ANT-STG-1520-48-C		\$2,662
		ANT-STG-1520-48-M		\$2,594
	Double Seat Bench with metal legs, upholstered seat. COM requirement: 1.75 yards of 54" wide plain fabric. COL requirement: 31.5 sq. ft.	ANT-STG-1522-48	48w 22d 19h	\$2,437
	Triple Seat Bench with metal legs, wood seat. red oak cherry maple	ANT-STG-1520-72	72w 22d 19h	
		ANT-STG-1520-72-RO		\$2,988
		ANT-STG-1520-72-C		\$3,166
		ANT-STG-1520-72-M		\$3,098
	Triple Seat Bench with metal legs, upholstered seat. COM requirement: 2.5 yards of 54" wide plain fabric. COL requirement: 45 sq. ft.	ANT-STG-1522-72	72w 22d 19h	\$2,653
CUSTOM OPTIONS:		ITEM NO		STANDARD LIST
	Cal 133 Fire Barrier	OPT-UPH-133	100/yd	\$103

Custom wood finishes and modifications upon request.


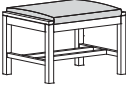
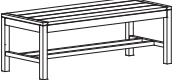
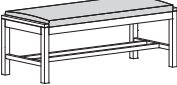


AGATI SEATING

CERINO	DESCRIPTION	ITEM NO	SIZE	STANDARD LIST
	Single Seat Bench with routed leg detail, wood seat.	CER-STG-1520-24	24w 22d 19h	
	red oak	CER-STG-1520-24-RO		\$1,064
	cherry	CER-STG-1520-24-C		\$1,212
	maple	CER-STG-1520-24-M		\$1,216
	Single Seat Bench with routed leg detail, upholstered seat.	CER-STG-1522-24	24w 22d 19h	
	red oak	CER-STG-1522-24-RO		\$983
	cherry	CER-STG-1522-24-C		\$1,136
	maple	CER-STG-1522-24-M		\$1,140
COM requirement: 1 yard of 54" wide plain fabric. COL requirement: 18 sq. ft.				
	Double Seat Bench with routed leg detail, wood seat.	CER-STG-1520-48	48w 22d 19h	
	red oak	CER-STG-1520-48-RO		\$1,661
	cherry	CER-STG-1520-48-C		\$1,890
	maple	CER-STG-1520-48-M		\$1,878
	Double Seat Bench with routed leg detail, upholstered seat.	CER-STG-1522-48	48w 22d 19h	
	red oak	CER-STG-1522-48-RO		\$1,492
	cherry	CER-STG-1522-48-C		\$1,683
	maple	CER-STG-1522-48-M		\$1,678
COM requirement: 1.75 yards of 54" wide plain fabric. COL requirement: 31.5 sq. ft.				
	Triple Seat Bench with routed leg detail, wood seat.	CER-STG-1520-72	72w 22d 19h	
	red oak	CER-STG-1520-72-RO		\$2,306
	cherry	CER-STG-1520-72-C		\$2,513
	maple	CER-STG-1520-72-M		\$2,492
	Triple Seat Bench with routed leg detail, upholstered seat.	CER-STG-1522-72	72w 22d 19h	
	red oak	CER-STG-1522-72-RO		\$2,005
	cherry	CER-STG-1522-72-C		\$2,204
	maple	CER-STG-1522-72-M		\$2,187
COM requirement: 2.5 yards of 54" wide plain fabric. COL requirement: 45 sq. ft.				
CUSTOM OPTIONS:		ITEM NO	STANDARD LIST	
	Cal 133 Fire Barrier	OPT-UPH-133	100/yd	\$103
Custom wood finishes and modifications upon request.				


AGATI SEATING

CHARLES	DESCRIPTION	ITEM NO	SIZE	STANDARD LIST
	Single Seat Bench with 3-square cutout detail, wood seat.	CHR-STG-1520-28	28w 22d 19h	
	red oak	CHR-STG-1520-28-RO		\$1,661
	cherry	CHR-STG-1520-28-C		\$1,717
	maple	CHR-STG-1520-28-M		\$1,750
	Single Seat Bench with 3-square cutout detail, upholstered seat.	CHR-STG-1522-28	28w 22d 19h	
	red oak	CHR-STG-1522-28-RO		\$1,441
	cherry	CHR-STG-1522-28-C		\$1,598
	maple	CHR-STG-1522-28-M		\$1,589
	COM requirement: 1 yard of 54" wide plain fabric. COL requirement: 18 sq. ft.			
	Double Seat Bench with 3-square cutout detail, wood seat.	CHR-STG-1520-52	52w 22d 19h	
	red oak	CHR-STG-1520-52-RO		\$2,060
	cherry	CHR-STG-1520-52-C		\$2,170
	maple	CHR-STG-1520-52-M		\$2,208
	Double Seat Bench with 3-square cutout detail, upholstered seat.	CHR-STG-1522-52	52w 22d 19h	
	red oak	CHR-STG-1522-52-RO		\$2,005
	cherry	CHR-STG-1522-52-C		\$2,204
	maple	CHR-STG-1522-52-M		\$2,187
	COM requirement: 1.75 yards of 54" wide plain fabric. COL requirement: 31.5 sq. ft.			
	Triple Seat Bench with 3-square cutout detail, wood seat.	CHR-STG-1520-76	76w 22d 19h	
	red oak	CHR-STG-1520-76-RO		\$2,157
	cherry	CHR-STG-1520-76-C		\$2,348
	maple	CHR-STG-1520-76-M		\$2,331
	Triple Seat Bench with 3-square cutout detail, upholstered seat.	CHR-STG-1522-76	76w 22d 19h	
	red oak	CHR-STG-1522-76-RO		\$2,513
	cherry	CHR-STG-1522-76-C		\$2,721
	maple	CHR-STG-1522-76-M		\$2,691
	COM requirement: 2.5 yards of 54" wide plain fabric. COL requirement: 45 sq. ft.			
CUSTOM OPTIONS:		ITEM NO	STANDARD LIST	
Cal 133 Fire Barrier-per yard		OPT-UPH-133	#N/A	
Custom wood finishes and modifications upon request.				

AGATI SEATING

DEPAUL	DESCRIPTION	ITEM NO	SIZE	STANDARD LIST
	Single Seat Bench with wood seat.	DEP-STG-1520-28	28w 22d 19h	
	red oak	DEP-STG-1520-28-RO		\$1,661
	cherry	DEP-STG-1520-28-C		\$1,717
	maple	DEP-STG-1520-28-M		\$1,750
	Single Seat Bench with upholstered seat.	DEP-STG-1522-28	28w 22d 19h	
	red oak	DEP-STG-1522-28-RO		\$1,441
	cherry	DEP-STG-1522-28-C		\$1,598
	maple	DEP-STG-1522-28-M		\$1,589
	COM requirement: 1 yard of 54" wide plain fabric. COL requirement: 18 sq. ft.			
	Double Seat Bench with wood seat.	DEP-STG-1520-52	52w 22d 19h	
	red oak	DEP-STG-1520-52-RO		\$2,060
	cherry	DEP-STG-1520-52-C		\$2,170
	maple	DEP-STG-1520-52-M		\$2,208
	Double Seat Bench with with upholstered seat.	DEP-STG-1522-52	52w 22d 19h	
	red oak	DEP-STG-1522-52-RO		\$2,005
	cherry	DEP-STG-1522-52-C		\$2,204
	maple	DEP-STG-1522-52-M		\$2,187
	COM requirement: 1.75 yards of 54" wide plain fabric. COL requirement: 45 sq. ft.			
	Triple Seat Bench with wood seat.	DEP-STG-1520-76	76w 22d 19h	
	red oak	DEP-STG-1520-76-RO		\$2,157
	cherry	DEP-STG-1520-76-C		\$2,348
	maple	DEP-STG-1520-76-M		\$2,331
	Triple Seat Bench with upholstered seat.	DEP-STG-1522-76	76w 22d 19h	
	red oak	DEP-STG-1522-76-RO		\$2,513
	cherry	DEP-STG-1522-76-C		\$2,721
	maple	DEP-STG-1522-76-M		\$2,691
	COM requirement: 2.5 yards of 54" wide plain fabric. COL requirement: 31.5 sq. ft.			
	CUSTOM OPTIONS:	ITEM NO		STANDARD LIST
	Cal 133 Fire Barrier-per yard	OPT-UPH-133		\$103
	Custom wood finishes and modifications upon request.			

AGATI SEATING

DEPAUL ARMLESS BACK BENCH	DESCRIPTION	ITEM NO	SIZE	STANDARD LIST
	Armless Bench with Back, wood seat.	DEP-STG-1500-49	49w 22d 39h 18sh	
	red oak	DEP-STG-1500-49-RO		\$5,785
	cherry	DEP-STG-1500-49-C		\$6,396
	maple	DEP-STG-1500-49-M		\$6,510
	Armless Bench with Back, wood seat.	DEP-STG-1500-60	60w 22d 39h 18sh	
	red oak	DEP-STG-1500-60-RO		\$5,785
	cherry	DEP-STG-1500-60-C		\$6,396
	maple	DEP-STG-1500-60-M		\$6,510
	Armless Bench with Back, wood seat.	DEP-STG-1500-72	72w 22d 39h 18sh	
	red oak	DEP-STG-1500-72-RO		\$7,485
	cherry	DEP-STG-1500-72-C		\$8,112
	maple	DEP-STG-1500-72-M		\$8,070
Armless Bench with Back, wood seat.	DEP-STG-1500-84	84w 22d 39h 18sh		
red oak	DEP-STG-1500-84-RO		\$7,485	
cherry	DEP-STG-1500-84-C		\$8,112	
maple	DEP-STG-1500-84-M		\$8,070	


*NOTE: Bench lengths are nominal.

CUSTOM OPTIONS:	ITEM NO	STANDARD LIST
Laser Etching	OPT-LAS-01	\$93
Cal 133 Fire Barrier-per yard	OPT-UPH-133	\$103

Custom wood finishes and modifications upon request.

AGATI SEATING

DEPAUL ARMLESS BACK BENCH




DESCRIPTION	ITEM NO	SIZE	STANDARD LIST
Armless Bench with Back, upholstered seat.	DEP-STG-1502-49	49w 22d 39h 18sh	
red oak	DEP-STG-1502-49-RO		\$5,591
cherry	DEP-STG-1502-49-C		\$6,192
maple	DEP-STG-1502-49-M		\$6,320
COM requirement: 1.75 yards of 54" wide plain fabric. COL requirement: 31.5 sq. ft.			
Armless Bench with Back, upholstered seat.	DEP-STG-1502-60	60w 22d 39h 18sh	
red oak	DEP-STG-1502-60-RO		\$5,591
cherry	DEP-STG-1502-60-C		\$6,192
maple	DEP-STG-1502-60-M		\$6,320
COM requirement: 2 yards of 54" wide plain fabric. COL requirement: 36 sq. ft.			
Armless Bench with Back, upholstered seat.	DEP-STG-1502-72	72w 22d 39h 18sh	
red oak	DEP-STG-1502-72-RO		\$7,409
cherry	DEP-STG-1502-72-C		\$8,049
maple	DEP-STG-1502-72-M		\$8,023
COM requirement: 2.5 yards of 54" wide plain fabric. COL requirement: 45 sq. ft.			
Armless Back Bench, upholstered seat.	DEP-STG-1502-84	84w 22d 39h 18sh	
red oak	DEP-STG-1502-84-RO		\$7,409
cherry	DEP-STG-1502-84-C		\$8,049
maple	DEP-STG-1502-84-M		\$8,023
COM requirement: 3.5 yards of 54" wide plain fabric. COL requirement: 63 sq. ft.			

CUSTOM OPTIONS:	ITEM NO		STANDARD LIST
Laser Etching	OPT-LAS-01	add 90	\$93
Cal 133 Fire Barrier	OPT-UPH-133	100/yd	\$103

Custom wood finishes and modifications upon request.

AGATI SEATING

DEPAUL BACK BENCH with ARMS




DESCRIPTION	ITEM NO	SIZE	STANDARD LIST
Bench with Arms and Back, wood seat.	DEP-STG-1501-49	49w 22d 39h 18sh 26ah	
red oak	DEP-STG-1501-49-RO		\$5,947
cherry	DEP-STG-1501-49-C		\$6,447
maple	DEP-STG-1501-49-M		\$6,565
Bench with Arms and Back, wood seat.	DEP-STG-1501-60	60w 22d 39h 18sh 26ah	
red oak	DEP-STG-1501-60-RO		\$5,947
cherry	DEP-STG-1501-60-C		\$6,447
maple	DEP-STG-1501-60-M		\$6,565
Bench with Arms and Back, wood seat.	DEP-STG-1501-72	72w 22d 39h 18sh 26ah	
red oak	DEP-STG-1501-72-RO		\$7,718
cherry	DEP-STG-1501-72-C		\$8,350
maple	DEP-STG-1501-72-M		\$8,307
Bench with Arms and Back, wood seat.	DEP-STG-1501-84	84w 22d 39h 18sh 26ah	
red oak	DEP-STG-1501-84-RO		\$7,718
cherry	DEP-STG-1501-84-C		\$8,350
maple	DEP-STG-1501-84-M		\$8,307

CUSTOM OPTIONS:	ITEM NO	STANDARD LIST
Laser Etching	OPT-LAS-01	\$93

Custom wood finishes and modifications upon request.

AGATI SEATING

DEPAUL BACK BENCH with ARMS


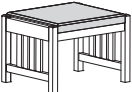
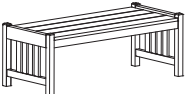
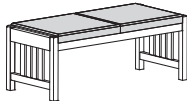

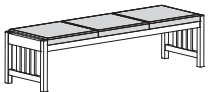


DESCRIPTION	ITEM NO	SIZE	STANDARD LIST
Bench with Arms and Back, upholstered seat.	DEP-STG-1503-49	49w 22d 39h 18sh 26ah	
red oak	DEP-STG-1503-49-RO		\$5,832
cherry	DEP-STG-1503-49-C		\$6,438
maple	DEP-STG-1503-49-M		\$6,565
COM requirement: 1.75 yards of 54" wide plain fabric. COL requirement: 31.5 sq. ft.			
Bench with Arms and Back, upholstered seat.	DEP-STG-1503-60	60w 22d 39h 18sh 26ah	
red oak	DEP-STG-1503-60-RO		\$5,832
cherry	DEP-STG-1503-60-C		\$6,438
maple	DEP-STG-1503-60-M		\$6,565
COM requirement: 2 yards of 54" wide plain fabric. COL requirement: 36 sq. ft.			
Bench with Arms and Back, upholstered seat.	DEP-STG-1503-72	72w 22d 39h 18sh 26ah	
red oak	DEP-STG-1503-72-RO		\$7,655
cherry	DEP-STG-1503-72-C		\$8,299
maple	DEP-STG-1503-72-M		\$8,261
COM requirement: 2.5 yards of 54" wide plain fabric. COL requirement: 45 sq. ft.			
Bench with Arms and Back, upholstered seat.	DEP-STG-1503-84	84w 22d 39h 18sh 26ah	
red oak	DEP-STG-1503-84-RO		\$7,655
cherry	DEP-STG-1503-84-C		\$8,299
maple	DEP-STG-1503-84-M		\$8,261
COM requirement: 3.5 yards of 54" wide plain fabric. COL requirement: 63 sq. ft.			






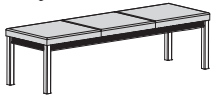
CUSTOM OPTIONS:	ITEM NO	STANDARD LIST
Laser Etching	OPT-LAS-01	\$93
Cal 133 Fire Barrier-per yard	OPT-UPH-133	\$103

Custom wood finishes and modifications upon request.

AGATI SEATING


FRYE	DESCRIPTION	ITEM NO	SIZE	STANDARD LIST
	Single Seat Bench, end slat detail, wood seat	FRY-STG-1520-28	28w 22d 19sh	
	red oak	FRY-STG-1520-28-RO		\$1,661
	cherry	FRY-STG-1520-28-C		\$1,717
	maple	FRY-STG-1520-28-M		\$1,721
	Single Seat Bench, end slat detail, upholstered seat	FRY-STG-1522-28	28w 22d 19sh	
	red oak	FRY-STG-1522-28-RO		\$1,441
	cherry	FRY-STG-1522-28-C		\$1,598
	maple	FRY-STG-1522-28-M		\$1,670
COM requirement: 1 yard of 54" wide plain fabric. COL requirement: 18 sq. ft.				
	Double Seat Bench, end slat detail, wood seat	FRY-STG-1520-52	52w 22d 19sh	
	red oak	FRY-STG-1520-52-RO		\$2,060
	cherry	FRY-STG-1520-52-C		\$2,251
	maple	FRY-STG-1520-52-M		\$2,128
	Double Seat Bench, end slat detail, upholstered seat	FRY-STG-1522-52	52w 22d 19sh	
	red oak	FRY-STG-1522-52-RO		\$2,005
	cherry	FRY-STG-1522-52-C		\$2,204
	maple	FRY-STG-1522-52-M		\$2,187
COM requirement: 1.75 yards of 54" wide plain fabric. COL requirement: 31.5 sq. ft.				
	Triple Seat Bench, end slat detail, wood seat	FRY-STG-1520-76	76w 22d 19sh	
	red oak	FRY-STG-1520-76-RO		\$2,157
	cherry	FRY-STG-1520-76-C		\$2,348
	maple	FRY-STG-1522-76-M		\$2,691
	Triple Seat Bench, end slat detail, upholstered seat	FRY-STG-1522-76	76w 22d 19sh	
	red oak	FRY-STG-1522-76-RO		\$2,513
	cherry	FRY-STG-1522-76-C		\$2,721
	maple	FRY-STG-1522-76-M		\$2,691
COM requirement: 2.25 yards of 54" wide plain fabric. COL requirement: 40.5 sq. ft.				
CUSTOM OPTIONS:		ITEM NO	STANDARD LIST	
Cal 133 Fire Barrier-per yard		OPT-UPH-133	\$103	
Custom wood finishes and modifications upon request.				

AGATI SEATING

GOTHIC	DESCRIPTION	ITEM NO	SIZE	STANDARD LIST
	Single Seat Bench, quatrefoil end slat detail, wood seat.	GOT-STG-1520-24	24w 22d 19sh	
	red oak	GOT-STG-1520-24-RO		\$3,077
	cherry	GOT-STG-1520-24-C		\$3,607
	COM requirement: 1 yards of 54" wide plain fabric. COL requirement: 18 sq. ft.			
	Single Seat Bench, quatrefoil end slat detail, upholstered seat.	GOT-STG-1522-24	24w 22d 19sh	
	red oak	GOT-STG-1522-24-RO		\$3,056
	cherry	GOT-STG-1522-24-C		\$3,586
	COM requirement: 1.75 yards of 54" wide plain fabric. COL requirement: 31.5 sq. ft.			
 	Double Seat Bench, quatrefoil end slat detail, wood seat.	GOT-STG-1520-48	48w 22d 19sh	
	red oak	GOT-STG-1520-48-RO		\$3,242
	cherry	GOT-STG-1520-48-C		\$3,772
	Double Seat Bench, quatrefoil end slat detail, upholstered seat.	GOT-STG-1522-48	48w 22d 19sh	
	red oak	GOT-STG-1522-48-RO		\$3,217
	cherry	GOT-STG-1522-48-C		\$3,751
COM requirement: 1.75 yards of 54" wide plain fabric. COL requirement: 31.5 sq. ft.				
 	Triple Seat Bench, quatrefoil end slat detail, wood seat.	GOT-STG-1520-72	72w 22d 19sh	
	red oak	GOT-STG-1520-72-RO		\$3,353
	cherry	GOT-STG-1520-72-C		\$3,938
	Triple Seat Bench, quatrefoil end slat detail, upholstered seat.	GOT-STG-1522-72	72w 22d 19sh	
	red oak	GOT-STG-1522-72-RO		\$3,353
	cherry	GOT-STG-1522-72-C		\$3,938
COM requirement: 2.5 yards of 54" wide plain fabric. COL requirement: 45 sq. ft.				
CUSTOM OPTIONS:		ITEM NO	STANDARD LIST	
Cal 133 Fire Barrier-per yard		OPT-UPH-133	\$103	
Custom wood finishes and modifications upon request.				

AGATI SEATING

GOTHIC ARMLESS BACK BENCH



DESCRIPTION	ITEM NO	SIZE	STANDARD LIST
Armless Bench with Back, wood seat.	GOT-STG-1500-49	49w 22d 39h 18sh	
red oak	GOT-STG-1500-49-RO		\$6,019
cherry	GOT-STG-1500-49-C		\$6,629
maple	GOT-STG-1500-49-M		\$6,743
Armless Bench with Back, wood seat.	GOT-STG-1500-60	60w 22d 39h 18sh	
red oak	GOT-STG-1500-60-RO		\$6,019
cherry	GOT-STG-1500-60-C		\$6,629
maple	GOT-STG-1500-60-M		\$6,743
Armless Bench with Back, wood seat.	GOT-STG-1500-72	72w 22d 39h 18sh	
red oak	GOT-STG-1500-72-RO		\$8,180
cherry	GOT-STG-1500-72-C		\$8,816
maple	GOT-STG-1500-72-M		\$8,765
Armless Bench with Back, wood seat.	GOT-STG-1500-84	84w 22d 39h 18sh	
red oak	GOT-STG-1500-84-RO		\$8,180
cherry	GOT-STG-1500-84-C		\$8,816
maple	GOT-STG-1500-84-M		\$8,765
CUSTOM OPTIONS:	ITEM NO		STANDARD LIST
Laser Etching	OPT-LAS-01		\$93

Custom wood finishes and modifications upon request.

AGATI SEATING

GOTHIC ARMLESS BACK BENCH

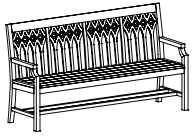


DESCRIPTION	ITEM NO	SIZE	STANDARD LIST
Armless Bench with Back, upholstered seat.	GOT-STG-1502-49	49w 22d 39h 18sh	
red oak	GOT-STG-1502-49-RO		\$5,824
cherry	GOT-STG-1502-49-C		\$6,430
maple	GOT-STG-1502-49-M		\$6,553
COM requirement: 1.75 yards of 54" wide plain fabric. COL requirement: 31.5 sq. ft.			
Armless Bench with Back, upholstered seat.	GOT-STG-1502-60	60w 22d 39h 18sh	
red oak	GOT-STG-1502-60-RO		\$5,824
cherry	GOT-STG-1502-60-C		\$6,430
maple	GOT-STG-1502-60-M		\$6,553
COM requirement: 2 yards of 54" wide plain fabric. COL requirement: 36 sq. ft.			
Armless Bench with Back, upholstered seat.	GOT-STG-1502-72	72w 22d 39h 18sh	
red oak	GOT-STG-1502-72-RO		\$8,104
cherry	GOT-STG-1502-72-C		\$8,757
maple	GOT-STG-1502-72-M		\$8,735
COM requirement: 2.5 yards of 54" wide plain fabric. COL requirement: 45 sq. ft.			
Armless Bench with Back, upholstered seat.	GOT-STG-1502-84	84w 22d 39h 18sh	
red oak	GOT-STG-1502-84-RO		\$8,104
cherry	GOT-STG-1502-84-C		\$8,757
maple	GOT-STG-1502-84-M		\$8,735
COM requirement: 3.5 yards of 54" wide plain fabric. COL requirement: 63 sq. ft.			
CUSTOM OPTIONS:	ITEM NO		STANDARD LIST
Laser Etching	OPT-LAS-01		\$93
Cal 133 Fire Barrier	OPT-UPH-133		\$103

Custom wood finishes and modifications upon request.

AGATI SEATING

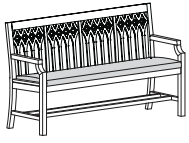
GOTHIC BACK BENCH with ARMS



DESCRIPTION	ITEM NO	SIZE	STANDARD LIST
Bench with Back and Arms, wood seat.	GOT-STG-1501-49	49w 22d 39h 18sh 26ah	
red oak	GOT-STG-1501-49-RO		\$6,409
cherry	GOT-STG-1501-49-C		\$6,921
maple	GOT-STG-1501-49-M		\$7,023
Bench with Back and Arms, wood seat.	GOT-STG-1501-60	60w 22d 39h 18sh 26ah	
red oak	GOT-STG-1501-60-RO		\$6,409
cherry	GOT-STG-1501-60-C		\$6,921
maple	GOT-STG-1501-60-M		\$7,023
Bench with Back and Arms, wood seat.	GOT-STG-1501-72	72w 22d 39h 18sh 26ah	
red oak	GOT-STG-1501-72-RO		\$8,418
cherry	GOT-STG-1501-72-C		\$9,058
maple	GOT-STG-1501-72-M		\$9,002
Bench with Back and Arms, wood seat.	GOT-STG-1501-84	84w 22d 39h 18sh 26ah	
red oak	GOT-STG-1501-84-RO		\$8,418
cherry	GOT-STG-1501-84-C		\$9,058
maple	GOT-STG-1501-84-M		\$9,002
CUSTOM OPTIONS:	ITEM NO		STANDARD LIST
Laser Etching	OPT-LAS-01		\$93

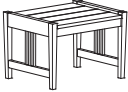
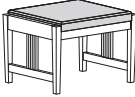
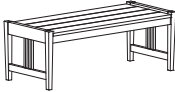
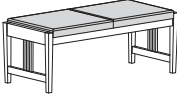

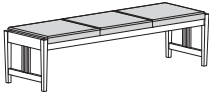
Custom wood finishes and modifications upon request.

AGATI SEATING

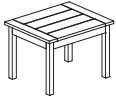
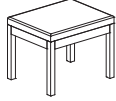
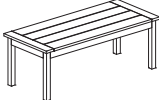
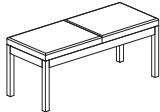
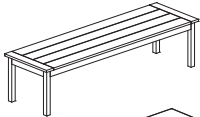
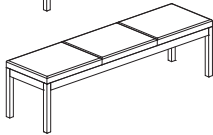
GOTHIC BACK BENCH with ARMS


DESCRIPTION	ITEM NO	SIZE	STANDARD LIST
Bench with Back and Arms, upholstered seat.	GOT-STG-1503-49	49w 22d 39h 18sh 26ah	
red oak	GOT-STG-1503-49-RO		\$6,294
cherry	GOT-STG-1503-49-C		\$6,913
maple	GOT-STG-1503-49-M		\$7,023
COM requirement: 1.75 yards of 54" wide plain fabric. COL requirement: 31.5 sq. ft.			
Bench with Back and Arms, upholstered seat.	GOT-STG-1503-60	60w 22d 39h 18sh 26ah	
red oak	GOT-STG-1503-60-RO		\$6,294
cherry	GOT-STG-1503-60-C		\$6,913
maple	GOT-STG-1503-60-M		\$7,023
COM requirement: 2 yards of 54" wide plain fabric. COL requirement: 36 sq. ft.			
Bench with Back and Arms, upholstered seat.	GOT-STG-1503-72	72w 22d 39h 18sh 26ah	
red oak	GOT-STG-1503-72-RO		\$8,350
cherry	GOT-STG-1503-72-C		\$9,007
maple	GOT-STG-1503-72-M		\$8,956
COM requirement: 2.5 yards of 54" wide plain fabric. COL requirement: 45 sq. ft.			
Bench with Back and Arms, upholstered seat.	GOT-STG-1503-84	84w 22d 39h 18sh 26ah	
red oak	GOT-STG-1503-84-RO		\$8,350
cherry	GOT-STG-1503-84-C		\$9,007
maple	GOT-STG-1503-84-M		\$8,956
COM requirement: 3.5 yards of 54" wide plain fabric. COL requirement: 63 sq. ft.			
CUSTOM OPTIONS:	ITEM NO		STANDARD LIST
Laser Etching	OPT-LAS-01		\$93
Cal 133 Fire Barrier- per yard	OPT-UPH-133		\$103
Custom wood finishes and modifications upon request.			

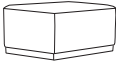
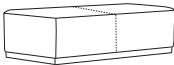

AGATI SEATING

MYLES	DESCRIPTION	ITEM NO	SIZE	STANDARD LIST
	Single Seat Bench, end slat detail, wood seat	MYL-STG-1520-28	28w 22d 19sh	
	red oak	MYL-STG-1520-28-RO		\$1,661
	cherry	MYL-STG-1520-28-C		\$1,717
	maple	MYL-STG-1520-28-M		\$1,750
	Single Seat Bench, end slat detail, upholstered seat	MYL-STG-1522-28	28w 22d 19sh	
	red oak	MYL-STG-1522-28-RO		\$1,441
	cherry	MYL-STG-1522-28-C		\$1,598
	maple	MYL-STG-1522-28-M		\$1,589
COM requirement: 1 yard of 54" wide plain fabric. COL requirement: 18 sq. ft.				
	Double Seat Bench, end slat detail, wood seat	MYL-STG-1520-52	52w 22d 19sh	
	red oak	MYL-STG-1520-52-RO		\$2,060
	cherry	MYL-STG-1520-52-C		\$2,170
	maple	MYL-STG-1520-52-M		\$2,208
	Double Seat Bench, end slat detail, upholstered seat	MYL-STG-1522-52	52w 22d 19sh	
	red oak	MYL-STG-1522-52-RO		\$2,005
	cherry	MYL-STG-1522-52-C		\$2,204
	maple	MYL-STG-1522-52-M		\$2,174
COM requirement: 1.75 yards of 54" wide plain fabric. COL requirement: 31.5 sq. ft.				
	Double Seat Bench, end slat detail, wood seat	MYL-STG-1520-76	76w 22d 19sh	
	red oak	MYL-STG-1520-76-RO		\$2,157
	cherry	MYL-STG-1520-76-C		\$2,348
	maple	MYL-STG-1522-76-M		\$2,691
	Double Seat Bench, end slat detail, upholstered seat	MYL-STG-1522-76	76w 22d 19sh	
	red oak	MYL-STG-1522-76-RO		\$2,513
	cherry	MYL-STG-1522-76-C		\$2,721
	maple	MYL-STG-1522-76-M		\$2,691
COM requirement: 2.5 yards of 54" wide plain fabric. COL requirement: 40.5 sq. ft.				
CUSTOM OPTIONS:		ITEM NO	STANDARD LIST	
Cal 133 Fire Barrier		OPT-UPH-133	\$103	
Custom wood finishes and modifications upon request.				


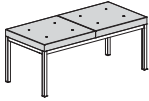
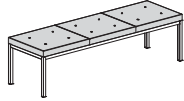
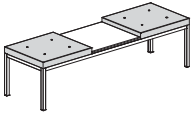
AGATI SEATING

PRIMARY	DESCRIPTION	ITEM NO	SIZE	STANDARD LIST
	Single Seat Bench, wood seat	PRM-STG-1520-24	24w 22d 19sh	
	red oak	PRM-STG-1520-24-RO		\$1,064
	cherry	PRM-STG-1520-24-C		\$1,212
	maple	PRM-STG-1520-24-M		\$1,216
	Single Seat Bench, upholstered seat	PRM-STG-1522-24	24w 22d 19sh	
	red oak	PRM-STG-1522-24-RO		\$983
	cherry	PRM-STG-1522-24-C		\$1,136
	maple	PRM-STG-1522-24-M		\$1,140
	COM requirement: 1 yard of 54" wide plain fabric. COL requirement: 18 sq. ft.			
	Double Seat Bench, wood seat	PRM-STG-1520-48	48w 22d 19sh	
	red oak	PRM-STG-1520-48-RO		\$1,661
	cherry	PRM-STG-1520-48-C		\$1,890
	maple	PRM-STG-1520-48-M		\$1,878
	Double Seat Bench, upholstered seat	PRM-STG-1522-48	48w 22d 19sh	
	red oak	PRM-STG-1522-48-RO		\$1,492
	cherry	PRM-STG-1522-48-C		\$1,683
	maple	PRM-STG-1522-48-M		\$1,678
	COM requirement: 1.75 yards of 54" wide plain fabric. COL requirement: 31.5 sq. ft.			
	Triple Seat Bench, wood seat	PRM-STG-1520-72	72w 22d 19sh	
	red oak	PRM-STG-1520-72-RO		\$2,306
	cherry	PRM-STG-1520-72-C		\$2,513
	maple	PRM-STG-1520-72-M		\$2,492
	Triple Seat Bench, upholstered seat	PRM-STG-1522-72	72w 22d 19sh	
	red oak	PRM-STG-1522-72-RO		\$2,005
	cherry	PRM-STG-1522-72-C		\$2,204
	maple	PRM-STG-1522-72-M		\$2,187
	COM requirement: 2.25 yards of 54" wide plain fabric. COL requirement: 40.5 sq. ft.			
CUSTOM OPTIONS:		ITEM NO	STANDARD LIST	
	Cal 133 Fire Barrier	OPT-UPH-133		\$103
Custom wood finishes and modifications upon request.				

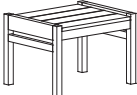
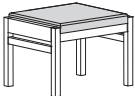
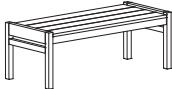
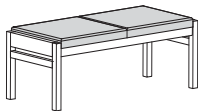

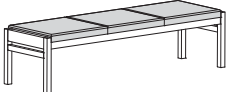
AGATI SEATING

PRIMARY PLINTH BASE	DESCRIPTION	ITEM NO	SIZE	STANDARD LIST
	Upholstered Bench with maple plinth base	PRM-STG-1522-30-PB	30w 18d 16h	\$2,602
	COM requirement: 3 yards of 54" wide plain fabric. COL requirement: 54 sq. ft.			
	Two Seat Upholstered Bench with maple plinth base	PRM-STG-1522-48-PB	48w 18d 16h	\$2,691
	COM requirement: 6 yards of 54" wide plain fabric. COL requirement: 108 sq. ft.			
	Three Seat Upholstered Bench with maple plinth base	PRM-STG-1522-60-PB	60w 18d 16h	\$2,785
	COM requirement: 9 yards of 54" wide plain fabric. COL requirement: 162 sq. ft.			
	CUSTOM OPTIONS:	ITEM NO		STANDARD LIST
	Cal 133 Fire Barrier	OPT-UPH-133		\$103
	COL	OPT-UPH-L	Add 20%	
	Custom wood finishes and other modifications available upon request.			





AGATI SEATING

ROLAND	DESCRIPTION	ITEM NO	SIZE	STANDARD LIST
	Single Seat Bench with metal legs, upholstered seat. COM requirement: 1 yard of 54" wide plain fabric. COL requirement: 18 sq. ft.	ROL-STG-1522-24	24w 22d 19h	\$2,348
	Double Seat Bench with metal legs, upholstered seat. COM requirement: 1.75 yards of 54" wide plain fabric. COL requirement: 31.5 sq. ft.	ROL-STG-1522-48	48w 22d 19h	\$2,535
	Triple Seat Bench with metal legs, upholstered seat. COM requirement: 2.5 yards of 54" wide plain fabric. COL requirement: 45 sq. ft.	ROL-STG-1522-72	72w 22d 19h	\$2,772
	Two Seat Bench with metal legs, black granite inset table, upholstered seats Other granite varieties upon request. COM requirement: 1.75 yards of 54" wide plain fabric. COL requirement: 31.5 sq. ft.	ROL-STG-1525-72	72w 22d 19h	\$3,569
CUSTOM OPTIONS:				
	Cal 133 Fire Barrier - per yard	OPT-UPH-133		\$103
Upholstery without buttons upon request. Custom wood finishes and modifications upon request.				




AGATI SEATING

WILLIAMS	DESCRIPTION	ITEM NO	SIZE	STANDARD LIST
	Single Seat Bench, end slat detail, wood seat	WIL-STG-1520-28	28w 22d 19sh	
	red oak	WIL-STG-1520-28-RO		\$1,661
	cherry	WIL-STG-1520-28-C		\$1,717
	maple	WIL-STG-1520-28-M		\$1,750
	Single Seat Bench, end slat detail, upholstered seat	WIL-STG-1522-28	28w 22d 19sh	
	red oak	WIL-STG-1522-28-RO		\$1,441
	cherry	WIL-STG-1522-28-C		\$1,598
	maple	WIL-STG-1522-28-M		\$1,589
COM requirement: 1 yard of 54" wide plain fabric. COL requirement: 18 sq. ft.				
	Double Seat Bench, end slat detail, wood seat	WIL-STG-1520-52	52w 22d 19sh	
	red oak	WIL-STG-1520-52-RO		\$2,060
	cherry	WIL-STG-1520-52-C		\$2,170
	maple	WIL-STG-1520-52-M		\$2,208
	Double Seat Bench, end slat detail, upholstered seat	WIL-STG-1522-52	52w 22d 19sh	
	red oak	WIL-STG-1522-52-RO		\$2,005
	cherry	WIL-STG-1522-52-C		\$2,204
	maple	WIL-STG-1522-52-M		\$2,187
COM requirement: 1.75 yards of 54" wide plain fabric. COL requirement: 31.5 sq. ft.				
	Triple Seat Bench, end slat detail, wood seat	WIL-STG-1520-76	76w 22d 19sh	
	red oak	WIL-STG-1520-76-RO		\$2,157
	cherry	WIL-STG-1520-76-C		\$2,348
	maple	WIL-STG-1522-76-M		\$2,691
	Triple Seat Bench, end slat detail, upholstered seat	WIL-STG-1522-76	76w 22d 19sh	
	red oak	WIL-STG-1522-76-RO		\$2,513
	cherry	WIL-STG-1522-76-C		\$2,721
	maple	WIL-STG-1522-76-M		\$2,691
COM requirement: 2 . 2 5 yards of 54" wide plain fabric. COL requirement: 40.5 sq. ft.				
CUSTOM OPTIONS:		ITEM NO	STANDARD LIST	
Cal 133 Fire Barrier- per yard		OPT-UPH-133	\$103	
Custom wood finishes and modifications upon request.				

AGATI SEATING





ALTRA FORMA	DESCRIPTION	ITEM NO	SIZE	STANDARD LIST
	Altra Forma Set A - 9 pieces 1 - 12" Toad Stool 1 - 14" Toad Stool 1 - 16" Toad Stool 1 - 12" Half Round 1 - 14" Half Round 1 - 16" Half Round 1 - Saddle & Scoop 1 - Chaise & Pillow 1 - Wedge Roll	ALT1000	see individual dimensions below	\$7,025
	Altra Forma Set B - 13 pieces 1 - 12" Toad Stool 2 - 14" Toad Stool 1 - 16" Toad Stool 1 - 12" Half Round 2 - 14" Half Round 1 - 16" Half Round 1 - Saddle & Scoop 1 - Chaise & Pillow 1 - Wedge Roll 1 - Triangle	ALT2000	see individual dimensions below	\$9,751
	Altra Forma Set C - 19 pieces 2 - 12" Toad Stool 2 - 14" Toad Stool 2 - 16" Toad Stool 2 - 12" Half Round 2 - 14" Half Round 2 - 16" Half Round 1 - Saddle & Scoop 1 - Chaise & Pillow 2 - Wedge Roll 2 - Triangle 1 - Doughnut & Post	ALT3000	see individual dimensions below	\$14,809
	Wedge Roll	ALT5500	16w 32d 32h	\$1,068
	Triangle	ALT5400	16w 38d 38h	\$1,005
	Toad Stool - 12"	ALT5112	16dia 12h	\$438
	Toad Stool - 14"	ALT5114	16dia 14h	\$465
	Toad Stool - 16"	ALT5116	16dia 16h	\$477
	Half Round - 12"	ALT5212	16w 16d 12h	\$469
	Half Round - 14"	ALT5214	16w 16d 14h	\$521
	Half Round - 16"	ALT5216	16w 16d 16h	\$501
	Chaise	ALT5300	60w 24d 12h	\$982
	Pillow	ALT5301	24w 8dia	\$313
	Saddle	ALT5600	48w 24d 16h	\$1,254
	Scoop	ALT5601	48w 16d 16h	\$983
	Doughnut	ALT5700	48dia 16h	\$2,011
	Post	ALT5701	16dia 26h	\$613
	Individual pieces may be purchased to expand on the sets. Lead time 5-6 weeks, One year warranty Please go to www.agati.com to view colors and fabrics. No custom colors or fabrics available.			
	Kids Computer Table round table with PVC or solid maple wood edgeband, standard plastic laminate or Marmoleum inset top, and maple wood veneer drum.	KIDS-CMP-TBL-48-25 KIDS-CMP-TBL-48-27	48 diameter 25h 48 diameter 27h	\$6,831 \$6,831
	(Table has a drum base and access panel for cable management. Stools not included see above.)			

AGATI SEATING

CHILDREN'S BEHRMANN	DESCRIPTION	ITEM NO	SIZE	STANDARD LIST
	Slat Back Side Chair, wood seat.	BER-STG-1200	16w 17d 30h 16sh	
	red oak	BER-STG-1200-RO		\$476
	cherry	BER-STG-1200-C		\$499
	maple	BER-STG-1200-M		\$485
	Slat Back Side Chair, upholstered seat.	BER-STG-1202	16w 17d 30h 16sh	
	red oak	BER-STG-1202-RO		\$476
cherry	BER-STG-1202-C		\$499	
maple	BER-STG-1202-M		\$485	
COM requirement: .75 yard of 54" wide plain fabric per two chairs COL requirement: 13.5 sq. ft. per two chairs				
CHILDREN'S ELLA	DESCRIPTION	ITEM NO	SIZE	STANDARD LIST
	Grid Back Side Chair, wood seat.	ELA-STG-1210	16w 17d 30h 16sh	
	red oak	ELA-STG-1210-RO		\$555
	cherry	ELA-STG-1210-C		\$585
	maple	ELA-STG-1210-M		\$572
	Grid Back Side Chair, upholstered seat.	ELA-STG-1212	16w 17d 30h 16sh	
	red oak	ELA-STG-1212-RO		\$555
cherry	ELA-STG-1212-C		\$585	
maple	ELA-STG-1212-M		\$572	
(Chair is based on the White Collection Frame)				
COM requirement: .75 yard of 54" wide plain fabric per two chairs COL requirement: 13.5 sq. ft. per two chairs				
CHILDREN'S GOTHIC	DESCRIPTION	ITEM NO	SIZE	STANDARD LIST
	Slat Back Side Chair, wood seat.	GOT-STG-1200	16w 17d 30h 16sh	
	red oak	GOT-STG-1200-RO		\$572
	cherry	GOT-STG-1200-C		\$602
	maple	GOT-STG-1200-M		\$589
	Slat Back Side Chair, upholstered seat.	GOT-STG-1202	16w 17d 30h 16sh	
	red oak	GOT-STG-1202-RO		\$572
cherry	GOT-STG-1202-C		\$602	
maple	GOT-STG-1202-M		\$589	
COM requirement: .75 yard of 54" wide plain fabric per two chairs COL requirement: 13.5 sq. ft. per two chairs				


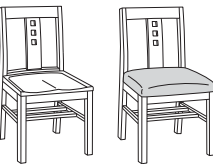
Chair and Table Height Recommendations:
 Youth: 14" seat height for 25" high table. (primary grades)
 16" seat height for 27" high table. (older children)
 Custom wood finishes and modifications available upon request.
 Arm Chair not available in Youth or Child sizes.

AGATI SEATING

CHILDREN'S PRAIRIE	DESCRIPTION	ITEM NO	SIZE	STANDARD LIST
	Slat Back Side Chair, wood seat.	PRA-STG-1200	16w 17d 30h 16sh	
	red oak	PRA-STG-1200-RO		\$476
	cherry	PRA-STG-1200-C		\$499
	maple	PRA-STG-1200-M		\$485
	Slat Back Side Chair, upholstered seat.	PRA-STG-1202	16w 17d 30h 16sh	
	red oak	PRA-STG-1202-RO		\$476
	cherry	PRA-STG-1202-C		\$499
	maple	PRA-STG-1202-M		\$485
	COM requirement: .75 yard of 54" wide plain fabric per two chairs COL requirement: 13.5 sq. ft. per two chairs			
	Ladder Back Side Chair, wood seat.	PRA-STG-1204	16w 17d 30h 16sh	
	red oak	PRA-STG-1204-RO		\$476
	cherry	PRA-STG-1204-C		\$499
	maple	PRA-STG-1204-M		\$485
	Ladder Back Side Chair, upholstered seat.	PRA-STG-1206	16w 17d 30h 16sh	
	red oak	PRA-STG-1206-RO		\$476
	cherry	PRA-STG-1206-C		\$499
	maple	PRA-STG-1206-M		\$485
	COM requirement: .75 yard of 54" wide plain fabric per two chairs COL requirement: 13.5 sq. ft. per two chairs			

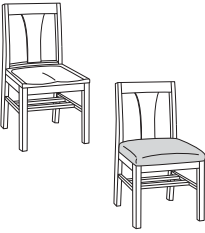
Chair and Table Height Recommendations:
 Youth: 14" seat height for 25" high table. (primary grades)
 16" seat height for 27" high table. (older children)
 Custom wood finishes and modifications available upon request.
 Arm Chair not available in Youth or Child sizes.

AGATI SEATING



CHILDREN'S WHITE	DESCRIPTION	ITEM NO	SIZE	STANDARD LIST
	Youth Slat Back Side Chair with wood seat.	WHI-STG-1200	16w 17d 30h 16sh	
	red oak	WHI-STG-1200-RO		\$818
	cherry	WHI-STG-1200-C		\$1,009
	maple	WHI-STG-1200-M		\$988
	Youth Slat Back Side Chair with upholstered seat.	WHI-STG-1202	16w 17d 30h 16sh	
	red oak	WHI-STG-1202-RO		\$814
	cherry	WHI-STG-1202-C		\$962
	maple	WHI-STG-1202-M		\$945
	Child Slat Back Side Chair with wood seat.	WHI-STG-1400	15w 17d 28h 14sh	
	red oak	WHI-STG-1400-RO		\$818
	cherry	WHI-STG-1400-C		\$1,009
	maple	WHI-STG-1400-M		\$988
Child Slat Back Side Chair with upholstered seat.	WHI-STG-1402	15w 17d 28h 14sh		
red oak	WHI-STG-1402-RO		\$814	
cherry	WHI-STG-1402-C		\$962	
maple	WHI-STG-1402-M		\$945	
COM requirement: .75 yard of 54" wide plain fabric per two chairs COL requirement: 18 sq. ft. per two chairs				
	Youth Side Chair, splat with three-square cutout detail, wood seat.	WHI-STG-1204	16w 17d 30h 16sh	
	red oak	WHI-STG-1204-RO		\$818
	cherry	WHI-STG-1204-C		\$1,009
	maple	WHI-STG-1204-M		\$988
	Youth Side Chair, splat with three-square cutout detail, upholstered seat.	WHI-STG-1206	16w 17d 30h 16sh	
	red oak	WHI-STG-1206-RO		\$814
	cherry	WHI-STG-1206-C		\$962
	maple	WHI-STG-1206-M		\$945
	Child Side Chair, splat with three-square cutout detail, wood seat.	WHI-STG-1404	15w 17d 28h 14sh	
	red oak	WHI-STG-1404-RO		\$818
	cherry	WHI-STG-1404-C		\$1,009
	maple	WHI-STG-1404-M		\$988
Child Side Chair, splat with three-square cutout detail, upholstered seat.	WHI-STG-1406	15w 17d 28h 14sh		
red oak	WHI-STG-1406-RO		\$814	
cherry	WHI-STG-1406-C		\$962	
maple	WHI-STG-1406-M		\$945	
COM requirement: .75 yard of 54" wide plain fabric per two chairs COL requirement: 18 sq. ft. per two chairs				

Chair and Table Height Recommendations:
 Youth: 14" seat height for 25" high table. (primary grades)
 16" seat height for 27" high table. (older children)
 Custom wood finishes and modifications available upon request.
 Arm Chair not available in Youth or Child sizes.

AGATI SEATING






CHILDREN'S WHITE	DESCRIPTION	ITEM NO	SIZE	STANDARD LIST
	Youth Side Chair with curved slat back, wood seat.	WHI-STG-1208	16w 17d 30h 16sh	
	red oak	WHI-STG-1208-RO		\$818
	cherry	WHI-STG-1208-C		\$1,009
	maple	WHI-STG-1208-M		\$988
	Youth Side Chair with curved slat back, upholstered seat.	WHI-STG-1210	16w 17d 30h 16sh	
	red oak	WHI-STG-1210-RO		\$814
	cherry	WHI-STG-1210-C		\$962
	maple	WHI-STG-1210-M		\$945
	Child Side Chair with curved slat back, wood seat.	WHI-STG-1408	15w 17d 28h 14sh	
	red oak	WHI-STG-1408-RO		\$818
	cherry	WHI-STG-1408-C		\$1,009
	maple	WHI-STG-1408-M		\$988
Child Side Chair with curved slat back, upholstered seat.	WHI-STG-1410	15w 17d 28h 14sh		
red oak	WHI-STG-1410-RO		\$814	
cherry	WHI-STG-1410-C		\$962	
maple	WHI-STG-1410-M		\$945	
COM requirement: .75 yard of 54" wide plain fabric per two chairs COL requirement: 18 sq. ft. per two chairs				

Chair and Table Height Recommendations:
 Youth: 14" seat height for 25" high table. (primary grades)
 16" seat height for 27" high table. (older children)
 Custom wood finishes and modifications available upon request.
 Arm Chair not available in Youth or Child sizes.

CHILDREN'S RIO PULL UP	DESCRIPTION	ITEM NO	SIZE	STANDARD LIST
	Pull Up Chair Armless Solid maple legs.	RIO-STG-1200	17w 24d 28h 15sh	\$1,318
	COM requirement: 1.25 yards of 54" wide plain fabric.			
	Pull Up Chair with Arms Solid maple legs.	RIO-STG-1201	22w 24d 28h 15sh 22ah	\$1,712
	COM requirement: 1.75 yards of 54" wide plain fabric.			
	Banana Moon sling two-seat rocking chair, natural finish with purple sling	BAN-STG-1000N	38w 60d 40.5h	\$2,314
	Banana Moon sling two-seat rocking chair, yellow finish with purple sling	BAN-STG-2000Y	38w 60d 40.5h	\$2,407




AGATI

ANTRIM COLLECTION

OCCASIONAL TABLES - Knife Edge	DESCRIPTION	ITEM NO	SIZE	STANDARD LIST		
	Round Occasional Table	Cherry				
		ANT-TBL-OCC-24-18-KE-C	24 Dia. 18h	\$2,822		
		ANT-TBL-OCC-30-18-KE-C	30 Dia. 18h	\$2,951		
		ANT-TBL-OCC-36-18-KE-C	36 Dia. 18h	\$3,242		
		ANT-TBL-OCC-24-21-KE-C	24 Dia. 21h	\$2,822		
		ANT-TBL-OCC-30-21-KE-C	30 Dia. 21h	\$2,951		
			ANT-TBL-OCC-36-21-KE-C	36 Dia. 21h	\$3,242	
			Maple			
			ANT-TBL-OCC-24-18-KE-M	24 Dia. 18h	\$2,696	
			ANT-TBL-OCC-30-18-KE-M	30 Dia. 18h	\$2,804	
			ANT-TBL-OCC-36-18-KE-M	36 Dia. 18h	\$3,067	
			ANT-TBL-OCC-24-21-KE-M	24 Dia. 21h	\$2,696	
ANT-TBL-OCC-30-21-KE-M			30 Dia. 21h	\$2,804		
		ANT-TBL-OCC-36-21-KE-M	36 Dia. 21h	\$3,067		
 	Square Occasional Table	Cherry				
		ANT-TBL-OCC-2424-18-KE-C	24w 24d 18h	\$2,464		
		ANT-TBL-OCC-3030-18-KE-C	30w 30d 18h	\$2,678		
		ANT-TBL-OCC-3636-18-KE-C	36w 36d 18h	\$2,817		
		ANT-TBL-OCC-2424-21-KE-C	24w 24d 21h	\$2,464		
		ANT-TBL-OCC-3030-21-KE-C	30w 30d 21h	\$2,678		
		ANT-TBL-OCC-3636-21-KE-C	36w 36d 21h	\$2,817		
		Maple				
		ANT-TBL-OCC-2424-18-KE-M	24w 24d 18h	\$2,379		
		ANT-TBL-OCC-3030-18-KE-M	30w 30d 18h	\$2,678		
		ANT-TBL-OCC-3636-18-KE-M	36w 36d 18h	\$2,705		
		ANT-TBL-OCC-2424-21-KE-M	24w 24d 21h	\$2,379		
		ANT-TBL-OCC-3030-21-KE-M	30w 30d 21h	\$2,678		
		ANT-TBL-OCC-3636-21-KE-M	36w 36d 21h	\$2,705		
			Rectangular Occasional Table	Cherry		
				ANT-TBL-OCC-3024-18-KE-C	30w 24d 18h	\$2,656
				ANT-TBL-OCC-3624-18-KE-C	36w 24d 18h	\$2,746
				ANT-TBL-OCC-4824-18-KE-C	48w 24d 18h	\$3,117
ANT-TBL-OCC-3024-21-KE-C	30w 24d 21h			\$2,656		
ANT-TBL-OCC-3624-21-KE-C	36w 24d 21h			\$2,746		
ANT-TBL-OCC-4824-21-KE-C	48w 24d 21h			\$3,117		
Maple						
ANT-TBL-OCC-3024-18-KE-M	30w 24d 18h			\$2,634		
ANT-TBL-OCC-3624-18-KE-M	36w 24d 18h			\$2,638		
ANT-TBL-OCC-4824-18-KE-M	48w 24d 18h			\$2,942		
ANT-TBL-OCC-3024-21-KE-M	30w 24d 21h			\$2,634		
ANT-TBL-OCC-3624-21-KE-M	36w 24d 21h	\$2,638				
ANT-TBL-OCC-4824-21-KE-M	48w 24d 21h	\$2,942				


Plastic laminate or Marmoleum® top standard, Veneer top add 10%.
 Powdercoat base in standard black or metallic silver, additional colors available upon request.
 Wire chase leg enclosure and custom modifications upon request.

AGATI ANTRIM COLLECTION

OCCASIONAL TABLES - Square Edge	DESCRIPTION	ITEM NO	SIZE	STANDARD LIST
	Round Occasional Table	Cherry		
		ANT-TBL-OCC-24-18-SE-C	24 Dia. 18h	\$2,652
		ANT-TBL-OCC-30-18-SE-C	30 Dia. 18h	\$2,768
		ANT-TBL-OCC-36-18-SE-C	36 Dia. 18h	\$3,027
		ANT-TBL-OCC-24-21-SE-C	24 Dia. 21h	\$2,652
		ANT-TBL-OCC-30-21-SE-C	30 Dia. 21h	\$2,768
		ANT-TBL-OCC-36-21-SE-C	36 Dia. 21h	\$3,027
		Maple		
		ANT-TBL-OCC-24-18-SE-M	24 Dia. 18h	\$2,540
		ANT-TBL-OCC-30-18-SE-M	30 Dia. 18h	\$2,634
ANT-TBL-OCC-36-18-SE-M	36 Dia. 18h	\$2,875		
ANT-TBL-OCC-24-21-SE-M	24 Dia. 21h	\$2,540		
ANT-TBL-OCC-30-21-SE-M	30 Dia. 21h	\$2,634		
ANT-TBL-OCC-36-21-SE-M	36 Dia. 21h	\$2,875		
	Square Occasional Table	Cherry		
		ANT-TBL-OCC-2424-18-SE-C	24w 24d 18h	\$2,330
		ANT-TBL-OCC-3030-18-SE-C	30w 30d 18h	\$2,526
		ANT-TBL-OCC-3636-18-SE-C	36w 36d 18h	\$2,652
		ANT-TBL-OCC-2424-21-SE-C	24w 24d 21h	\$2,330
		ANT-TBL-OCC-3030-21-SE-C	30w 30d 21h	\$2,526
		ANT-TBL-OCC-3636-21-SE-C	36w 36d 21h	\$2,652
		Maple		
		ANT-TBL-OCC-2424-18-SE-M	24w 24d 18h	\$2,254
		ANT-TBL-OCC-3030-18-SE-M	30w 30d 18h	\$2,522
ANT-TBL-OCC-3636-18-SE-M	36w 36d 18h	\$2,549		
ANT-TBL-OCC-2424-21-SE-M	24w 24d 21h	\$2,254		
ANT-TBL-OCC-3030-21-SE-M	30w 30d 21h	\$2,522		
ANT-TBL-OCC-3636-21-SE-M	36w 36d 21h	\$2,549		
	Rectangular Occasional Table	Cherry		
		ANT-TBL-OCC-3024-18-SE-C	30w 24d 18h	\$2,459
		ANT-TBL-OCC-3624-18-SE-C	36w 24d 18h	\$2,558
		ANT-TBL-OCC-4824-18-SE-C	48w 24d 18h	\$2,866
		ANT-TBL-OCC-3024-21-SE-C	30w 24d 21h	\$2,459
		ANT-TBL-OCC-3624-21-SE-C	36w 24d 21h	\$2,558
		ANT-TBL-OCC-4824-21-SE-C	48w 24d 21h	\$2,866
		Maple		
		ANT-TBL-OCC-3024-18-SE-M	30w 24d 18h	\$2,455
		ANT-TBL-OCC-3624-18-SE-M	36w 24d 18h	\$2,459
ANT-TBL-OCC-4824-18-SE-M	48w 24d 18h	\$2,750		
ANT-TBL-OCC-3024-21-SE-M	30w 24d 21h	\$2,455		
ANT-TBL-OCC-3624-21-SE-M	36w 24d 21h	\$2,459		
ANT-TBL-OCC-4824-21-SE-M	48w 24d 21h	\$2,750		




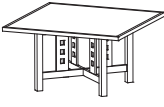
Plastic laminate or Marmoleum® top standard, Veneer top add 10%.
 Powdercoat base in standard black or metallic silver, additional colors available upon request.
 Wire chase leg enclosure and custom modifications upon request.

AGATI CERINO COLLECTION

OCCASIONAL TABLES	DESCRIPTION	ITEM NO	SIZE	STANDARD LIST
	Round Occasional Table	Red Oak		
		CER-TBL-OCC-24-18-RO	24 Dia. 18h	\$1,851
		CER-TBL-OCC-30-18-RO	30 Dia. 18h	\$2,169
		CER-TBL-OCC-36-18-RO	36 Dia. 18h	\$2,571
		CER-TBL-OCC-24-21-RO	24 Dia. 21h	\$1,945
		CER-TBL-OCC-30-21-RO	30 Dia. 21h	\$2,280
		CER-TBL-OCC-36-21-RO	36 Dia. 21h	\$2,701
		Cherry		
		CER-TBL-OCC-24-18-C	24 Dia. 18h	\$1,927
		CER-TBL-OCC-30-18-C	30 Dia. 18h	\$2,258
		CER-TBL-OCC-36-18-C	36 Dia. 18h	\$2,683
		CER-TBL-OCC-24-21-C	24 Dia. 21h	\$2,026
		CER-TBL-OCC-30-21-C	30 Dia. 21h	\$2,374
		CER-TBL-OCC-36-21-C	36 Dia. 21h	\$2,817
		Maple		
CER-TBL-OCC-24-18-M	24 Dia. 18h	\$1,927		
CER-TBL-OCC-30-18-M	30 Dia. 18h	\$2,258		
CER-TBL-OCC-36-18-M	36 Dia. 18h	\$2,674		
CER-TBL-OCC-24-21-M	24 Dia. 21h	\$2,021		
CER-TBL-OCC-30-21-M	30 Dia. 21h	\$2,370		
CER-TBL-OCC-36-21-M	36 Dia. 21h	\$2,804		
	Square Occasional Table	Red Oak		
		CER-TBL-OCC-2424-18-RO	24w 24d 18h	\$1,350
		CER-TBL-OCC-3030-18-RO	30w 30d 18h	\$1,534
		CER-TBL-OCC-3636-18-RO	36w 36d 18h	\$1,807
		CER-TBL-OCC-2424-21-RO	24w 24d 21h	\$1,417
		CER-TBL-OCC-3030-21-RO	30w 30d 21h	\$1,605
		CER-TBL-OCC-3636-21-RO	36w 36d 21h	\$1,891
		Cherry		
		CER-TBL-OCC-2424-18-C	24w 24d 18h	\$1,426
		CER-TBL-OCC-3030-18-C	30w 30d 18h	\$1,610
		CER-TBL-OCC-3636-18-C	36w 36d 18h	\$1,900
		CER-TBL-OCC-2424-21-C	24w 24d 21h	\$1,485
		CER-TBL-OCC-3030-21-C	30w 30d 21h	\$1,690
		CER-TBL-OCC-3636-21-C	36w 36d 21h	\$1,994
		Maple		
CER-TBL-OCC-2424-18-M	24w 24d 18h	\$1,426		
CER-TBL-OCC-3030-18-M	30w 30d 18h	\$1,614		
CER-TBL-OCC-3636-18-M	36w 36d 18h	\$1,900		
CER-TBL-OCC-2424-21-M	24w 24d 21h	\$1,494		
CER-TBL-OCC-3030-21-M	30w 30d 21h	\$1,699		
CER-TBL-OCC-3636-21-M	36w 36d 21h	\$1,999		
	Rectangular Occasional Table	Red Oak		
		CER-TBL-OCC-3024-18-RO	30w 24d 18h	\$1,534
		CER-TBL-OCC-3624-18-RO	36w 24d 18h	\$1,614
		CER-TBL-OCC-4824-18-RO	48w 24d 18h	\$1,771
		CER-TBL-OCC-3024-21-RO	30w 24d 21h	\$1,605
		CER-TBL-OCC-3624-21-RO	36w 24d 21h	\$1,699
		CER-TBL-OCC-4824-21-RO	48w 24d 21h	\$1,860
		Cherry		
		CER-TBL-OCC-3024-18-C	30w 24d 18h	\$1,628
		CER-TBL-OCC-3624-18-C	36w 24d 18h	\$1,717
		CER-TBL-OCC-4824-18-C	48w 24d 18h	\$1,874
		CER-TBL-OCC-3024-21-C	30w 24d 21h	\$1,708
		CER-TBL-OCC-3624-21-C	36w 24d 21h	\$1,802
		CER-TBL-OCC-4824-21-C	48w 24d 21h	\$1,967
		Maple		
CER-TBL-OCC-3024-18-M	30w 24d 18h	\$1,637		
CER-TBL-OCC-3624-18-M	36w 24d 18h	\$1,722		
CER-TBL-OCC-4824-18-M	48w 24d 18h	\$1,878		
CER-TBL-OCC-3024-21-M	30w 24d 21h	\$1,717		
CER-TBL-OCC-3624-21-M	36w 24d 21h	\$1,811		
CER-TBL-OCC-4824-21-M	48w 24d 21h	\$1,972		

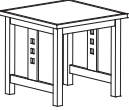
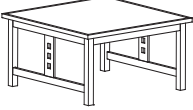
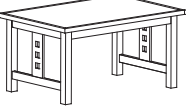
veneer top standard, plastic laminate or Marmoleum® add 15%.
Custom modifications upon request.

AGATI CHARLES COLLECTION

OCCASIONAL TABLES	DESCRIPTION	ITEM NO	SIZE	STANDARD LIST
 	Round X-Base Occasional Table	Red Oak		
		CHR-TBX-OCC-24-18-RO	24 Dia. 18h	\$2,178
		CHR-TBX-OCC-30-18-RO	30 Dia. 18h	\$2,486
		CHR-TBX-OCC-36-18-RO	36 Dia. 18h	\$2,889
		CHR-TBX-OCC-24-21-RO	24 Dia. 21h	\$2,285
		CHR-TBX-OCC-30-21-RO	30 Dia. 21h	\$2,611
		CHR-TBX-OCC-36-21-RO	36 Dia. 21h	\$3,032
		Cherry		
		CHR-TBX-OCC-24-18-C	24 Dia. 18h	\$2,383
		CHR-TBX-OCC-30-18-C	30 Dia. 18h	\$2,696
		CHR-TBX-OCC-36-18-C	36 Dia. 18h	\$3,103
		CHR-TBX-OCC-24-21-C	24 Dia. 21h	\$2,504
		CHR-TBX-OCC-30-21-C	30 Dia. 21h	\$2,831
		CHR-TBX-OCC-36-21-C	36 Dia. 21h	\$3,260
		Maple		
		CHR-TBX-OCC-24-18-M	24 Dia. 18h	\$2,419
		CHR-TBX-OCC-30-18-M	30 Dia. 18h	\$2,732
		CHR-TBX-OCC-36-18-M	36 Dia. 18h	\$3,130
CHR-TBX-OCC-24-21-M	24 Dia. 21h	\$2,540		
CHR-TBX-OCC-30-21-M	30 Dia. 21h	\$2,871		
CHR-TBX-OCC-36-21-M	36 Dia. 21h	\$3,282		
 	Square X-Base Occasional Table	Red Oak		
		CHR-TBX-OCC-2424-18-RO	24w 24d 18h	\$1,677
		CHR-TBX-OCC-3030-18-RO	30w 30d 18h	\$1,842
		CHR-TBX-OCC-3636-18-RO	36w 36d 18h	\$2,120
		CHR-TBX-OCC-2424-21-RO	24w 24d 21h	\$1,762
		CHR-TBX-OCC-3030-21-RO	30w 30d 21h	\$1,936
		CHR-TBX-OCC-3636-21-RO	36w 36d 21h	\$2,227
		Cherry		
		CHR-TBX-OCC-2424-18-C	24w 24d 18h	\$1,874
		CHR-TBX-OCC-3030-18-C	30w 30d 18h	\$2,044
		CHR-TBX-OCC-3636-18-C	36w 36d 18h	\$2,321
		CHR-TBX-OCC-2424-21-C	24w 24d 21h	\$1,967
		CHR-TBX-OCC-3030-21-C	30w 30d 21h	\$2,146
		CHR-TBX-OCC-3636-21-C	36w 36d 21h	\$2,437
		Maple		
		CHR-TBX-OCC-2424-18-M	24w 24d 18h	\$1,914
		CHR-TBX-OCC-3030-18-M	30w 30d 18h	\$2,093
		CHR-TBX-OCC-3636-18-M	36w 36d 18h	\$2,361
		CHR-TBX-OCC-2424-21-M	24w 24d 21h	\$2,012
		CHR-TBX-OCC-3030-21-M	30w 30d 21h	\$2,196
		CHR-TBX-OCC-3636-21-M	36w 36d 21h	\$2,477

Veneer top standard, plastic laminate or Marmoleum® add 15%.
 Custom modifications upon request.

AGATI CHARLES COLLECTION

OCCASIONAL	DESCRIPTION	ITEM NO	SIZE	STANDARD LIST
 	Square Occasional Table	Red Oak		
		CHR-TBL-OCC-2424-18-RO	24w 24d 18h	\$1,677
		CHR-TBL-OCC-3030-18-RO	30w 30d 18h	\$1,842
		CHR-TBL-OCC-3636-18-RO	36w 36d 18h	\$2,120
		CHR-TBL-OCC-2424-21-RO	24w 24d 21h	\$1,762
		CHR-TBL-OCC-3030-21-RO	30w 30d 21h	\$1,936
		CHR-TBL-OCC-3636-21-RO	36w 36d 21h	\$2,227
		Cherry		
		CHR-TBL-OCC-2424-18-C	24w 24d 18h	\$1,874
		CHR-TBL-OCC-3030-18-C	30w 30d 18h	\$2,044
		CHR-TBL-OCC-3636-18-C	36w 36d 18h	\$2,321
		CHR-TBL-OCC-2424-21-C	24w 24d 21h	\$1,967
		CHR-TBL-OCC-3030-21-C	30w 30d 21h	\$2,146
		CHR-TBL-OCC-3636-21-C	36w 36d 21h	\$2,437
		Maple		
CHR-TBL-OCC-2424-18-M	24w 24d 18h	\$1,914		
CHR-TBL-OCC-3030-18-M	30w 30d 18h	\$2,093		
CHR-TBL-OCC-3636-18-M	36w 36d 18h	\$2,361		
CHR-TBL-OCC-2424-21-M	24w 24d 21h	\$2,012		
CHR-TBL-OCC-3030-21-M	30w 30d 21h	\$2,196		
CHR-TBL-OCC-3636-21-M	36w 36d 21h	\$2,477		
	Rectangular Occasional Table	Red Oak		
		CHR-TBL-OCC-3024-18-RO	30w 24d 18h	\$1,900
		CHR-TBL-OCC-3624-18-RO	36w 24d 18h	\$2,012
		CHR-TBL-OCC-4824-18-RO	48w 24d 18h	\$2,231
		CHR-TBL-OCC-3024-21-RO	30w 24d 21h	\$1,999
		CHR-TBL-OCC-3624-21-RO	36w 24d 21h	\$2,111
		CHR-TBL-OCC-4824-21-RO	48w 24d 21h	\$2,343
		Cherry		
		CHR-TBL-OCC-3024-18-C	30w 24d 18h	\$2,146
		CHR-TBL-OCC-3624-18-C	36w 24d 18h	\$2,365
		CHR-TBL-OCC-4824-18-C	48w 24d 18h	\$2,513
		CHR-TBL-OCC-3024-21-C	30w 24d 21h	\$2,254
		CHR-TBL-OCC-3624-21-C	36w 24d 21h	\$2,482
		CHR-TBL-OCC-4824-21-C	48w 24d 21h	\$2,638
		Maple		
		CHR-TBL-OCC-3024-18-M	30w 24d 18h	\$2,196
		CHR-TBL-OCC-3624-18-M	36w 24d 18h	\$2,218
		CHR-TBL-OCC-4824-18-M	48w 24d 18h	\$2,571
		CHR-TBL-OCC-3024-21-M	30w 24d 21h	\$2,298
		CHR-TBL-OCC-3624-21-M	36w 24d 21h	\$2,330
		CHR-TBL-OCC-4824-21-M	48w 24d 21h	\$2,701


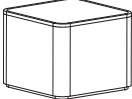
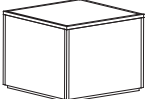
Veneer top standard, plastic laminate or Marmoleum® add 15%.
Custom modifications upon request.

AGATI CHARLES II COLLECTION

OCCASIONAL	DESCRIPTION	ITEM NO	SIZE	STANDARD LIST
	Round Occasional Table	Red Oak		
		CHR-II-TBL-OCC-24-18-RO	24 Dia. 18h	\$1,914
		CHR-II-TBL-OCC-30-18-RO	30 Dia. 18h	\$2,245
		CHR-II-TBL-OCC-36-18-RO	36 Dia. 18h	\$2,652
		CHR-II-TBL-OCC-24-21-RO	24 Dia. 21h	\$2,012
		CHR-II-TBL-OCC-30-21-RO	30 Dia. 21h	\$2,357
		CHR-II-TBL-OCC-36-21-RO	36 Dia. 21h	\$2,786
		Cherry		
		CHR-II-TBL-OCC-24-18-C	24 Dia. 18h	\$2,030
		CHR-II-TBL-OCC-30-18-C	30 Dia. 18h	\$2,383
		CHR-II-TBL-OCC-36-18-C	36 Dia. 18h	\$2,808
		CHR-II-TBL-OCC-24-21-C	24 Dia. 21h	\$2,133
		CHR-II-TBL-OCC-30-21-C	30 Dia. 21h	\$2,504
		CHR-II-TBL-OCC-36-21-C	36 Dia. 21h	\$2,947
		Maple		
CHR-II-TBL-OCC-24-18-M	24 Dia. 18h	\$2,035		
CHR-II-TBL-OCC-30-18-M	30 Dia. 18h	\$2,379		
CHR-II-TBL-OCC-36-18-M	36 Dia. 18h	\$2,804		
CHR-II-TBL-OCC-24-21-M	24 Dia. 21h	\$2,137		
CHR-II-TBL-OCC-30-21-M	30 Dia. 21h	\$2,500		
CHR-II-TBL-OCC-36-21-M	36 Dia. 21h	\$2,947		
	Square Occasional Table	Red Oak		
		CHR-II-TBL-OCC-2424-18-RO	24w 24d 18h	\$1,417
		CHR-II-TBL-OCC-3030-18-RO	30w 30d 18h	\$1,605
		CHR-II-TBL-OCC-3636-18-RO	36w 36d 18h	\$1,883
		CHR-II-TBL-OCC-2424-21-RO	24w 24d 21h	\$1,485
		CHR-II-TBL-OCC-3030-21-RO	30w 30d 21h	\$1,686
		CHR-II-TBL-OCC-3636-21-RO	36w 36d 21h	\$1,976
		Cherry		
		CHR-II-TBL-OCC-2424-18-C	24w 24d 18h	\$1,520
		CHR-II-TBL-OCC-3030-18-C	30w 30d 18h	\$1,730
		CHR-II-TBL-OCC-3636-18-C	36w 36d 18h	\$2,026
		CHR-II-TBL-OCC-2424-21-C	24w 24d 21h	\$1,596
		CHR-II-TBL-OCC-3030-21-C	30w 30d 21h	\$1,815
		CHR-II-TBL-OCC-3636-21-C	36w 36d 21h	\$2,124
		Maple		
CHR-II-TBL-OCC-2424-18-M	24w 24d 18h	\$1,538		
CHR-II-TBL-OCC-3030-18-M	30w 30d 18h	\$1,735		
CHR-II-TBL-OCC-3636-18-M	36w 36d 18h	\$2,035		
CHR-II-TBL-OCC-2424-21-M	24w 24d 21h	\$1,614		
CHR-II-TBL-OCC-3030-21-M	30w 30d 21h	\$1,824		
CHR-II-TBL-OCC-3636-21-M	36w 36d 21h	\$2,137		
	Rectangular Occasional Table	Red Oak		
		CHR-II-TBL-OCC-3024-18-RO	30w 24d 18h	\$1,596
		CHR-II-TBL-OCC-3624-18-RO	36w 24d 18h	\$1,686
		CHR-II-TBL-OCC-4824-18-RO	48w 24d 18h	\$1,838
		CHR-II-TBL-OCC-3024-21-RO	30w 24d 21h	\$1,677
		CHR-II-TBL-OCC-3624-21-RO	36w 24d 21h	\$1,766
		CHR-II-TBL-OCC-4824-21-RO	48w 24d 21h	\$1,932
		Cherry		
		CHR-II-TBL-OCC-3024-18-C	30w 24d 18h	\$1,744
		CHR-II-TBL-OCC-3624-18-C	36w 24d 18h	\$1,811
		CHR-II-TBL-OCC-4824-18-C	48w 24d 18h	\$1,990
		CHR-II-TBL-OCC-3024-21-C	30w 24d 21h	\$1,829
		CHR-II-TBL-OCC-3624-21-C	36w 24d 21h	\$1,900
		CHR-II-TBL-OCC-4824-21-C	48w 24d 21h	\$2,088
		Maple		
CHR-II-TBL-OCC-3024-18-M	30w 24d 18h	\$1,771		
CHR-II-TBL-OCC-3624-18-M	36w 24d 18h	\$1,856		
CHR-II-TBL-OCC-4824-18-M	48w 24d 18h	\$2,012		
CHR-II-TBL-OCC-3024-21-M	30w 24d 21h	\$1,860		
CHR-II-TBL-OCC-3624-21-M	36w 24d 21h	\$1,950		
CHR-II-TBL-OCC-4824-21-M	48w 24d 21h	\$2,111		

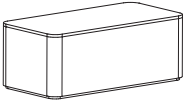
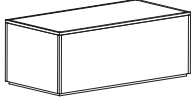
Veneer top standard, plastic laminate or Marmoleum® add 15%.
Custom modifications upon request.

AGATI DRUM TABLES

OCCASIONAL TABLES	DESCRIPTION	ITEM NO	SIZE	STANDARD LIST
	Round Occasional Table	Red Oak		
		DRU-TBL-24-18-RO	24 Dia. 18h	\$1,624
		DRU-TBL-30-18-RO	30 Dia. 18h	\$2,091
		DRU-TBL-36-18-RO	36 Dia. 18h	\$2,414
		DRU-TBL-24-24-RO	24 Dia. 24h	\$1,710
		DRU-TBL-30-24-RO	30 Dia. 24h	\$2,173
		DRU-TBL-36-24-RO	36 Dia. 24h	\$2,545
		Cherry		
		DRU-TBL-24-18-C	24 Dia. 18h	\$1,624
		DRU-TBL-30-18-C	30 Dia. 18h	\$2,091
		DRU-TBL-36-18-C	36 Dia. 18h	\$2,414
		DRU-TBL-24-24-C	24 Dia. 24h	\$1,710
		DRU-TBL-30-24-C	30 Dia. 24h	\$2,173
		DRU-TBL-36-24-C	36 Dia. 24h	\$2,545
		Maple		
		DRU-TBL-24-18-M	24 Dia. 18h	\$1,624
		DRU-TBL-30-18-M	30 Dia. 18h	\$2,091
		DRU-TBL-36-18-M	36 Dia. 18h	\$2,414
DRU-TBL-24-24-M	24 Dia. 24h	\$1,710		
DRU-TBL-30-24-M	30 Dia. 24h	\$2,173		
DRU-TBL-36-24-M	36 Dia. 24h	\$2,545		
	Square Occasional Table Radiused corners	Red Oak		
		DRU-TBL-2424-18-RC-RO	24w 24d 18h	\$1,919
		DRU-TBL-3030-18-RC-RO	30w 30d 18h	\$2,336
		DRU-TBL-3636-18-RC-RO	36w 36d 18h	\$2,722
		DRU-TBL-2424-24-RC-RO	24w 24d 24h	\$1,964
		DRU-TBL-3030-24-RC-RO	30w 30d 24h	\$2,441
		DRU-TBL-3636-24-RC-RO	36w 36d 24h	\$2,835
		Cherry		
		DRU-TBL-2424-18-RC-C	24w 24d 18h	\$1,919
		DRU-TBL-3030-18-RC-C	30w 30d 18h	\$2,336
		DRU-TBL-3636-18-RC-C	36w 36d 18h	\$2,722
		DRU-TBL-2424-24-RC-C	24w 24d 24h	\$1,964
		DRU-TBL-3030-24-RC-C	30w 30d 24h	\$2,441
		DRU-TBL-3636-24-RC-C	36w 36d 24h	\$2,835
		Maple		
		DRU-TBL-2424-18-RC-M	24w 24d 18h	\$1,919
		DRU-TBL-3030-18-RC-M	30w 30d 18h	\$2,336
		DRU-TBL-3636-18-RC-M	36w 36d 18h	\$2,722
DRU-TBL-2424-24-RC-M	24w 24d 24h	\$1,964		
DRU-TBL-3030-24-RC-M	30w 30d 24h	\$2,441		
DRU-TBL-3636-24-RC-M	36w 36d 24h	\$2,835		
	Square Occasional Table Eased corners	Red Oak		
		DRU-TBL-2424-18-RO	24w 24d 18h	\$2,028
		DRU-TBL-3030-18-RO	30w 30d 18h	\$2,532
		DRU-TBL-3636-18-RO	36w 36d 18h	\$2,813
		DRU-TBL-2424-24-RO	24w 24d 24h	\$2,164
		DRU-TBL-3030-24-RO	30w 30d 24h	\$2,595
		DRU-TBL-3636-24-RO	36w 36d 24h	\$2,926
		Cherry		
		DRU-TBL-2424-18-C	24w 24d 18h	\$2,028
		DRU-TBL-3030-18-C	30w 30d 18h	\$2,532
		DRU-TBL-3636-18-C	36w 36d 18h	\$2,813
		DRU-TBL-2424-24-C	24w 24d 24h	\$2,164
		DRU-TBL-3030-24-C	30w 30d 24h	\$2,595
		DRU-TBL-3636-24-C	36w 36d 24h	\$2,926
		Maple		
		DRU-TBL-2424-18-M	24w 24d 18h	\$2,028
		DRU-TBL-3030-18-M	30w 30d 18h	\$2,532
		DRU-TBL-3636-18-M	36w 36d 18h	\$2,813
DRU-TBL-2424-24-M	24w 24d 24h	\$2,164		
DRU-TBL-3030-24-M	30w 30d 24h	\$2,595		
DRU-TBL-3636-24-M	36w 36d 24h	\$2,926		


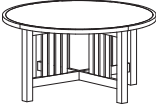

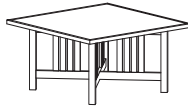
Veneer or plastic laminate standard, Marmoleum® add 15%.
Custom modifications upon request.

AGATI DRUM TABLES

OCCASIONAL TABLES	DESCRIPTION	ITEM NO	SIZE	STANDARD LIST
	Rectangular Occasional Table Radiused corner	Red Oak		
		DRU-TBL-3024-18-RC-RO	30w 24d 18h	\$2,214
		DRU-TBL-4824-18-RC-RO	48w 24d 18h	\$2,495
		DRU-TBL-3024-24-RC-RO	30w 24d 24h	\$2,268
		DRU-TBL-4824-24-RC-RO	48w 24d 24h	\$2,532
		Cherry		
		DRU-TBL-3024-18-RC-C	30w 24d 18h	\$2,214
		DRU-TBL-4824-18-RC-C	48w 24d 18h	\$2,495
		DRU-TBL-3024-24-RC-C	30w 24d 24h	\$2,268
		DRU-TBL-4824-24-RC-C	48w 24d 24h	\$2,532
		Maple		
		DRU-TBL-3024-18-RC-M	30w 24d 18h	\$2,214
		DRU-TBL-4824-18-RC-M	48w 24d 18h	\$2,495
		DRU-TBL-3024-24-RC-M	30w 24d 24h	\$2,268
		DRU-TBL-4824-24-RC-M	48w 24d 24h	\$2,532
		Rectangular Occasional Table Eased corner	Red Oak	
DRU-TBL-3024-18-RO			30w 24d 18h	\$2,386
DRU-TBL-4824-18-RO			48w 24d 18h	\$2,613
DRU-TBL-3024-24-RO			30w 24d 24h	\$2,436
		DRU-TBL-4824-24-RO	48w 24d 24h	\$2,749
		Cherry		
		DRU-TBL-3024-18-C	30w 24d 18h	\$2,386
		DRU-TBL-4824-18-C	48w 24d 18h	\$2,613
		DRU-TBL-3024-24-C	30w 24d 24h	\$2,436
		DRU-TBL-4824-24-C	48w 24d 24h	\$2,749
		Maple		
		DRU-TBL-3024-18-M	30w 24d 18h	\$2,386
		DRU-TBL-4824-18-M	48w 24d 18h	\$2,613
		DRU-TBL-3024-24-M	30w 24d 24h	\$2,436
		DRU-TBL-4824-24-M	48w 24d 24h	\$2,749

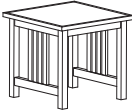
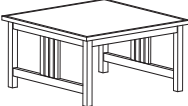
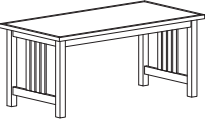
Veneer or plastic laminate standard, Marmoleum® add 15%.
Custom modifications upon request.

AGATI FRYE COLLECTION

OCCASIONAL TABLES	DESCRIPTION	ITEM NO	SIZE	STANDARD LIST	
 	Round X-Base Occasional Table	Red Oak			
		FRY-TBX-OCC-24-18-RO	24 Dia. 18h	\$2,178	
		FRY-TBX-OCC-30-18-RO	30 Dia. 18h	\$2,486	
		FRY-TBX-OCC-36-18-RO	36 Dia. 18h	\$2,889	
		FRY-TBX-OCC-24-21-RO	24 Dia. 21h	\$2,285	
		FRY-TBX-OCC-30-21-RO	30 Dia. 21h	\$2,611	
		FRY-TBX-OCC-36-21-RO	36 Dia. 21h	\$3,032	
		Cherry			
		FRY-TBX-OCC-24-18-C	24 Dia. 18h	\$2,383	
		FRY-TBX-OCC-30-18-C	30 Dia. 18h	\$2,696	
		FRY-TBX-OCC-36-18-C	36 Dia. 18h	\$3,103	
		FRY-TBX-OCC-24-21-C	24 Dia. 21h	\$2,504	
		FRY-TBX-OCC-30-21-C	30 Dia. 21h	\$2,831	
		FRY-TBX-OCC-36-21-C	36 Dia. 21h	\$3,260	
		Maple			
		FRY-TBX-OCC-24-18-M	24 Dia. 18h	\$2,419	
		FRY-TBX-OCC-30-18-M	30 Dia. 18h	\$2,732	
		FRY-TBX-OCC-36-18-M	36 Dia. 18h	\$3,130	
		FRY-TBX-OCC-24-21-M	24 Dia. 21h	\$2,540	
		FRY-TBX-OCC-30-21-M	30 Dia. 21h	\$2,871	
		FRY-TBX-OCC-36-21-M	36 Dia. 21h	\$3,282	
 	Square X-Base Occasional Table	Red Oak			
		FRY-TBX-OCC-2424-18-RO	24w 24d 18h	\$1,677	
		FRY-TBX-OCC-3030-18-RO	30w 30d 18h	\$1,842	
		FRY-TBX-OCC-3636-18-RO	36w 36d 18h	\$2,120	
		FRY-TBX-OCC-2424-21-RO	24w 24d 21h	\$1,762	
		FRY-TBX-OCC-3030-21-RO	30w 30d 21h	\$1,936	
		FRY-TBX-OCC-3636-21-RO	36w 36d 21h	\$2,227	
		Cherry			
		FRY-TBX-OCC-2424-18-C	24w 24d 18h	\$1,874	
		FRY-TBX-OCC-3030-18-C	30w 30d 18h	\$2,044	
		FRY-TBX-OCC-3636-18-C	36w 36d 18h	\$2,321	
		FRY-TBX-OCC-2424-21-C	24w 24d 21h	\$1,967	
		FRY-TBX-OCC-3030-21-C	30w 30d 21h	\$2,146	
		FRY-TBX-OCC-3636-21-C	36w 36d 21h	\$2,437	
		Maple			
		FRY-TBX-OCC-2424-18-M	24w 24d 18h	\$1,914	
		FRY-TBX-OCC-3030-18-M	30w 30d 18h	\$2,093	
		FRY-TBX-OCC-3636-18-M	36w 36d 18h	\$2,361	
		FRY-TBX-OCC-2424-21-M	24w 24d 21h	\$2,012	
		FRY-TBX-OCC-3030-21-M	30w 30d 21h	\$2,196	
		FRY-TBX-OCC-3636-21-M	36w 36d 21h	\$2,477	

Veneer top standard, plastic laminate or Marmoleum® add 15%.
 Custom modifications upon request.

AGATI FRYE COLLECTION

OCCASIONAL TABLES	DESCRIPTION	ITEM NO	SIZE	STANDARD LIST	
 	Square Occasional Table	Red Oak			
		FRY-TBL-OCC-2424-18-RO	24w 24d 18h	\$1,677	
		FRY-TBL-OCC-3030-18-RO	30w 30d 18h	\$1,842	
		FRY-TBL-OCC-3636-18-RO	36w 36d 18h	\$2,120	
		FRY-TBL-OCC-2424-21-RO	24w 24d 21h	\$1,762	
		FRY-TBL-OCC-3030-21-RO	30w 30d 21h	\$1,936	
			FRY-TBL-OCC-3636-21-RO	36w 36d 21h	\$2,227
	Cherry	FRY-TBL-OCC-2424-18-C	24w 24d 18h	\$1,874	
		FRY-TBL-OCC-3030-18-C	30w 30d 18h	\$2,044	
		FRY-TBL-OCC-3636-18-C	36w 36d 18h	\$2,321	
		FRY-TBL-OCC-2424-21-C	24w 24d 21h	\$1,967	
		FRY-TBL-OCC-3030-21-C	30w 30d 21h	\$2,146	
		FRY-TBL-OCC-3636-21-C	36w 36d 21h	\$2,437	
	Maple	FRY-TBL-OCC-2424-18-M	24w 24d 18h	\$1,914	
		FRY-TBL-OCC-3030-18-M	30w 30d 18h	\$2,093	
		FRY-TBL-OCC-3636-18-M	36w 36d 18h	\$2,361	
		FRY-TBL-OCC-2424-21-M	24w 24d 21h	\$2,012	
		FRY-TBL-OCC-3030-21-M	30w 30d 21h	\$2,196	
FRY-TBL-OCC-3636-21-M		36w 36d 21h	\$2,477		
	Rectangular Occasional Table	Red Oak			
		FRY-TBL-OCC-3024-18-RO	30w 24d 18h	\$1,900	
		FRY-TBL-OCC-3624-18-RO	36w 24d 18h	\$2,012	
		FRY-TBL-OCC-4824-18-RO	48w 24d 18h	\$2,231	
		FRY-TBL-OCC-3024-21-RO	30w 24d 21h	\$1,999	
		FRY-TBL-OCC-3624-21-RO	36w 24d 21h	\$2,111	
		FRY-TBL-OCC-4824-21-RO	48w 24d 21h	\$2,343	
		Cherry	FRY-TBL-OCC-3024-18-C	30w 24d 18h	\$2,146
			FRY-TBL-OCC-3624-18-C	36w 24d 18h	\$2,365
			FRY-TBL-OCC-4824-18-C	48w 24d 18h	\$2,513
			FRY-TBL-OCC-3024-21-C	30w 24d 21h	\$2,254
			FRY-TBL-OCC-3624-21-C	36w 24d 21h	\$2,482
	FRY-TBL-OCC-4824-21-C		48w 24d 21h	\$2,638	
	Maple	FRY-TBL-OCC-3024-18-M	30w 24d 18h	\$2,196	
		FRY-TBL-OCC-3624-18-M	36w 24d 18h	\$2,218	
		FRY-TBL-OCC-4824-18-M	48w 24d 18h	\$2,571	
		FRY-TBL-OCC-3024-21-M	30w 24d 21h	\$2,298	
		FRY-TBL-OCC-3624-21-M	36w 24d 21h	\$2,330	
		FRY-TBL-OCC-4824-21-M	48w 24d 21h	\$2,701	

Veneer top standard, plastic laminate or Marmoleum® add 15%.
Custom modifications upon request.


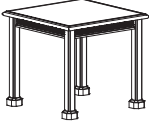

AGATI

GLENBROOK COLLECTION

OCCASIONAL TABLES	DESCRIPTION	ITEM NO	SIZE	STANDARD LIST
	Round Occasional Table	Red Oak		
		GLE-TBL-OCC-24-18-RO	24 Dia. 18h	\$1,865
		GLE-TBL-OCC-30-18-RO	30 Dia. 18h	\$2,200
		GLE-TBL-OCC-36-18-RO	36 Dia. 18h	\$2,616
		GLE-TBL-OCC-24-21-RO	24 Dia. 21h	\$1,959
		GLE-TBL-OCC-30-21-RO	30 Dia. 21h	\$2,307
		GLE-TBL-OCC-36-21-RO	36 Dia. 21h	\$2,746
		Cherry		
		GLE-TBL-OCC-24-18-C	24 Dia. 18h	\$1,963
		GLE-TBL-OCC-30-18-C	30 Dia. 18h	\$2,316
		GLE-TBL-OCC-36-18-C	36 Dia. 18h	\$2,746
		GLE-TBL-OCC-24-21-C	24 Dia. 21h	\$2,061
		GLE-TBL-OCC-30-21-C	30 Dia. 21h	\$2,428
		GLE-TBL-OCC-36-21-C	36 Dia. 21h	\$2,884
		Maple		
GLE-TBL-OCC-24-18-M	24 Dia. 18h	\$1,963		
GLE-TBL-OCC-30-18-M	30 Dia. 18h	\$2,325		
GLE-TBL-OCC-36-18-M	36 Dia. 18h	\$2,746		
GLE-TBL-OCC-24-21-M	24 Dia. 21h	\$2,066		
GLE-TBL-OCC-30-21-M	30 Dia. 21h	\$2,441		
GLE-TBL-OCC-36-21-M	36 Dia. 21h	\$2,884		
	Square Occasional Table	Red Oak		
		GLE-TBL-OCC-2424-18-RO	24w 24d 18h	\$1,364
		GLE-TBL-OCC-3030-18-RO	30w 30d 18h	\$1,556
		GLE-TBL-OCC-3636-18-RO	36w 36d 18h	\$1,842
		GLE-TBL-OCC-2424-21-RO	24w 24d 21h	\$1,431
		GLE-TBL-OCC-3030-21-RO	30w 30d 21h	\$1,632
		GLE-TBL-OCC-3636-21-RO	36w 36d 21h	\$1,936
		Cherry		
		GLE-TBL-OCC-2424-18-C	24w 24d 18h	\$1,453
		GLE-TBL-OCC-3030-18-C	30w 30d 18h	\$1,659
		GLE-TBL-OCC-3636-18-C	36w 36d 18h	\$1,963
		GLE-TBL-OCC-2424-21-C	24w 24d 21h	\$1,525
		GLE-TBL-OCC-3030-21-C	30w 30d 21h	\$1,744
		GLE-TBL-OCC-3636-21-C	36w 36d 21h	\$2,061
		Maple		
GLE-TBL-OCC-2424-18-M	24w 24d 18h	\$1,462		
GLE-TBL-OCC-3030-18-M	30w 30d 18h	\$1,686		
GLE-TBL-OCC-3636-18-M	36w 36d 18h	\$1,976		
GLE-TBL-OCC-2424-21-M	24w 24d 21h	\$1,538		
GLE-TBL-OCC-3030-21-M	30w 30d 21h	\$1,766		
GLE-TBL-OCC-3636-21-M	36w 36d 21h	\$2,079		
	Rectangular Occasional Table	Red Oak		
		GLE-TBL-OCC-3024-18-RO	30w 24d 18h	\$1,565
		GLE-TBL-OCC-3624-18-RO	36w 24d 18h	\$1,650
		GLE-TBL-OCC-4824-18-RO	48w 24d 18h	\$1,807
		GLE-TBL-OCC-3024-21-RO	30w 24d 21h	\$1,641
		GLE-TBL-OCC-3624-21-RO	36w 24d 21h	\$1,730
		GLE-TBL-OCC-4824-21-RO	48w 24d 21h	\$1,891
		Cherry		
		GLE-TBL-OCC-3024-18-C	30w 24d 18h	\$1,730
		GLE-TBL-OCC-3624-18-C	36w 24d 18h	\$1,771
		GLE-TBL-OCC-4824-18-C	48w 24d 18h	\$1,927
		GLE-TBL-OCC-3024-21-C	30w 24d 21h	\$1,815
		GLE-TBL-OCC-3624-21-C	36w 24d 21h	\$1,860
		GLE-TBL-OCC-4824-21-C	48w 24d 21h	\$2,026
		Maple		
GLE-TBL-OCC-3024-18-M	30w 24d 18h	\$1,650		
GLE-TBL-OCC-3624-18-M	36w 24d 18h	\$1,780		
GLE-TBL-OCC-4824-18-M	48w 24d 18h	\$1,941		
GLE-TBL-OCC-3024-21-M	30w 24d 21h	\$1,735		
GLE-TBL-OCC-3624-21-M	36w 24d 21h	\$1,869		
GLE-TBL-OCC-4824-21-M	48w 24d 21h	\$2,035		


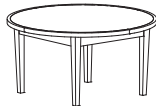
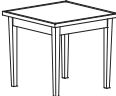
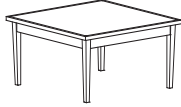
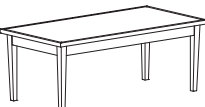
Veneer top standard, plastic laminate or Marmoleum® add 15%.
Custom modifications upon request.

AGATI GOTHIC COLLECTION

OCCASIONAL TABLES	DESCRIPTION	ITEM NO	SIZE	STANDARD LIST
	Round Occasional Table	Red Oak		
		GOT-TBL-OCC-24-18-RO	24 Dia. 18h	\$1,865
		GOT-TBL-OCC-30-18-RO	30 Dia. 18h	\$2,200
		GOT-TBL-OCC-36-18-RO	36 Dia. 18h	\$2,616
		GOT-TBL-OCC-24-21-RO	24 Dia. 21h	\$1,959
		GOT-TBL-OCC-30-21-RO	30 Dia. 21h	\$2,307
		GOT-TBL-OCC-36-21-RO	36 Dia. 21h	\$2,746
		Cherry		
		GOT-TBL-OCC-24-18-C	24 Dia. 18h	\$1,963
		GOT-TBL-OCC-30-18-C	30 Dia. 18h	\$2,316
GOT-TBL-OCC-36-18-C	36 Dia. 18h	\$2,746		
GOT-TBL-OCC-24-21-C	24 Dia. 21h	\$2,061		
GOT-TBL-OCC-30-21-C	30 Dia. 21h	\$2,428		
GOT-TBL-OCC-36-21-C	36 Dia. 21h	\$2,884		
	Square Occasional Table	Red Oak		
		GOT-TBL-OCC-2424-18-RO	24w 24d 18h	\$1,364
		GOT-TBL-OCC-3030-18-RO	30w 30d 18h	\$1,556
		GOT-TBL-OCC-3636-18-RO	36w 36d 18h	\$1,842
		GOT-TBL-OCC-2424-21-RO	24w 24d 21h	\$1,431
		GOT-TBL-OCC-3030-21-RO	30w 30d 21h	\$1,632
		GOT-TBL-OCC-3636-21-RO	36w 36d 21h	\$1,936
		Cherry		
		GOT-TBL-OCC-2424-18-C	24w 24d 18h	\$1,426
		GOT-TBL-OCC-3030-18-C	30w 30d 18h	\$1,628
GOT-TBL-OCC-3636-18-C	36w 36d 18h	\$1,927		
GOT-TBL-OCC-2424-21-C	24w 24d 21h	\$1,494		
GOT-TBL-OCC-3030-21-C	30w 30d 21h	\$1,713		
GOT-TBL-OCC-3636-21-C	36w 36d 21h	\$2,021		
	Rectangular Occasional Table	Red Oak		
		GOT-TBL-OCC-3024-18-RO	30w 24d 18h	\$1,596
		GOT-TBL-OCC-3624-18-RO	36w 24d 18h	\$1,686
		GOT-TBL-OCC-4824-18-RO	48w 24d 18h	\$1,838
		GOT-TBL-OCC-3024-21-RO	30w 24d 21h	\$1,677
		GOT-TBL-OCC-3624-21-RO	36w 24d 21h	\$1,766
		GOT-TBL-OCC-4824-21-RO	48w 24d 21h	\$1,927
		Cherry		
		GOT-TBL-OCC-3024-18-C	30w 24d 18h	\$1,699
		GOT-TBL-OCC-3624-18-C	36w 24d 18h	\$1,735
GOT-TBL-OCC-4824-18-C	48w 24d 18h	\$1,891		
GOT-TBL-OCC-3024-21-C	30w 24d 21h	\$1,780		
GOT-TBL-OCC-3624-21-C	36w 24d 21h	\$1,824		
GOT-TBL-OCC-4824-21-C	48w 24d 21h	\$1,985		


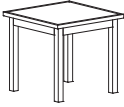
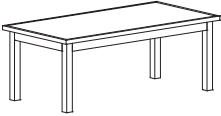
Veneer top standard, plastic laminate or Marmoleum® add 15%.
 Custom modifications upon request.

AGATI MYLES COLLECTION

OCCASIONAL TABLES	DESCRIPTION	ITEM NO	SIZE	STANDARD LIST		
 	Round Occasional Table	Red Oak				
		MYL-TBL-OCC-24-18-RO	24 Dia. 18h	\$1,851		
		MYL-TBL-OCC-30-18-RO	30 Dia. 18h	\$2,169		
		MYL-TBL-OCC-36-18-RO	36 Dia. 18h	\$2,571		
		MYL-TBL-OCC-24-21-RO	24 Dia. 21h	\$1,945		
		MYL-TBL-OCC-30-21-RO	30 Dia. 21h	\$2,280		
		MYL-TBL-OCC-36-21-RO	36 Dia. 21h	\$2,701		
		Cherry				
		MYL-TBL-OCC-24-18-C	24 Dia. 18h	\$1,927		
		MYL-TBL-OCC-30-18-C	30 Dia. 18h	\$2,258		
		MYL-TBL-OCC-36-18-C	36 Dia. 18h	\$2,683		
		MYL-TBL-OCC-24-21-C	24 Dia. 21h	\$2,026		
		MYL-TBL-OCC-30-21-C	30 Dia. 21h	\$2,374		
		MYL-TBL-OCC-36-21-C	36 Dia. 21h	\$2,817		
		Maple				
		MYL-TBL-OCC-24-18-M	24 Dia. 18h	\$1,927		
		MYL-TBL-OCC-30-18-M	30 Dia. 18h	\$2,258		
		MYL-TBL-OCC-36-18-M	36 Dia. 18h	\$2,674		
MYL-TBL-OCC-24-21-M	24 Dia. 21h	\$2,021				
MYL-TBL-OCC-30-21-M	30 Dia. 21h	\$2,370				
MYL-TBL-OCC-36-21-M	36 Dia. 21h	\$2,804				
 	Square Occasional Table	Red Oak				
		MYL-TBL-OCC-2424-18-RO	24w 24d 18h	\$1,350		
		MYL-TBL-OCC-3030-18-RO	30w 30d 18h	\$1,534		
		MYL-TBL-OCC-3636-18-RO	36w 36d 18h	\$1,807		
		MYL-TBL-OCC-2424-21-RO	24w 24d 21h	\$1,417		
		MYL-TBL-OCC-3030-21-RO	30w 30d 21h	\$1,605		
		MYL-TBL-OCC-3636-21-RO	36w 36d 21h	\$1,891		
		Cherry				
		MYL-TBL-OCC-2424-18-C	24w 24d 18h	\$1,417		
		MYL-TBL-OCC-3030-18-C	30w 30d 18h	\$1,610		
		MYL-TBL-OCC-3636-18-C	36w 36d 18h	\$1,900		
		MYL-TBL-OCC-2424-21-C	24w 24d 21h	\$1,485		
		MYL-TBL-OCC-3030-21-C	30w 30d 21h	\$1,690		
		MYL-TBL-OCC-3636-21-C	36w 36d 21h	\$1,994		
		Maple				
		MYL-TBL-OCC-2424-18-M	24w 24d 18h	\$1,426		
		MYL-TBL-OCC-3030-18-M	30w 30d 18h	\$1,614		
		MYL-TBL-OCC-3636-18-M	36w 36d 18h	\$1,900		
		MYL-TBL-OCC-2424-21-M	24w 24d 21h	\$1,494		
		MYL-TBL-OCC-3030-21-M	30w 30d 21h	\$1,699		
		MYL-TBL-OCC-3636-21-M	36w 36d 21h	\$1,999		
			Rectangular Occasional Table	Red Oak		
				MYL-TBL-OCC-3024-18-RO	30w 24d 18h	\$1,534
				MYL-TBL-OCC-3624-18-RO	36w 24d 18h	\$1,614
MYL-TBL-OCC-4824-18-RO	48w 24d 18h			\$1,771		
MYL-TBL-OCC-3024-21-RO	30w 24d 21h			\$1,605		
MYL-TBL-OCC-3624-21-RO	36w 24d 21h			\$1,699		
MYL-TBL-OCC-4824-21-RO	48w 24d 21h			\$1,860		
Cherry						
MYL-TBL-OCC-3024-18-C	30w 24d 18h			\$1,628		
MYL-TBL-OCC-3624-18-C	36w 24d 18h			\$1,717		
MYL-TBL-OCC-4824-18-C	48w 24d 18h			\$1,874		
MYL-TBL-OCC-3024-21-C	30w 24d 21h			\$1,708		
MYL-TBL-OCC-3624-21-C	36w 24d 21h			\$1,802		
MYL-TBL-OCC-4824-21-C	48w 24d 21h			\$1,967		
Maple						
MYL-TBL-OCC-3024-18-M	30w 24d 18h			\$1,637		
MYL-TBL-OCC-3624-18-M	36w 24d 18h			\$1,722		
MYL-TBL-OCC-4824-18-M	48w 24d 18h			\$1,878		
MYL-TBL-OCC-3024-21-M	30w 24d 21h			\$1,717		
MYL-TBL-OCC-3624-21-M	36w 24d 21h			\$1,811		
MYL-TBL-OCC-4824-21-M	48w 24d 21h			\$1,972		

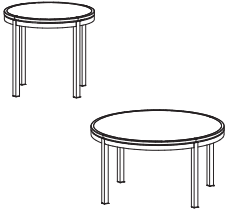
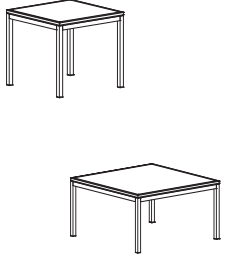
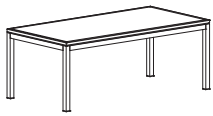
Veneer top standard, plastic laminate or Marmoleum® add 15%.
Custom modifications upon request.

AGATI PRIMARY COLLECTION

OCCASIONAL TABLES	DESCRIPTION	ITEM NO	SIZE	STANDARD LIST
	Round Occasional Table	Red Oak		
		PRM-TBL-OCC-24-18-RO	24 Dia. 18h	\$1,851
		PRM-TBL-OCC-30-18-RO	30 Dia. 18h	\$2,169
		PRM-TBL-OCC-36-18-RO	36 Dia. 18h	\$2,571
		PRM-TBL-OCC-24-21-RO	24 Dia. 21h	\$1,945
		PRM-TBL-OCC-30-21-RO	30 Dia. 21h	\$2,280
		PRM-TBL-OCC-36-21-RO	36 Dia. 21h	\$2,701
		Cherry		
		PRM-TBL-OCC-24-18-C	24 Dia. 18h	\$1,927
		PRM-TBL-OCC-30-18-C	30 Dia. 18h	\$2,258
		PRM-TBL-OCC-36-18-C	36 Dia. 18h	\$2,683
		PRM-TBL-OCC-24-21-C	24 Dia. 21h	\$2,026
		PRM-TBL-OCC-30-21-C	30 Dia. 21h	\$2,374
		PRM-TBL-OCC-36-21-C	36 Dia. 21h	\$2,817
		Maple		
		PRM-TBL-OCC-24-18-M	24 Dia. 18h	\$1,927
		PRM-TBL-OCC-30-18-M	30 Dia. 18h	\$2,258
		PRM-TBL-OCC-36-18-M	36 Dia. 18h	\$2,674
PRM-TBL-OCC-24-21-M	24 Dia. 21h	\$2,021		
PRM-TBL-OCC-30-21-M	30 Dia. 21h	\$2,370		
PRM-TBL-OCC-36-21-M	36 Dia. 21h	\$2,804		
	Square Occasional Table	Red Oak		
		PRM-TBL-OCC-2424-18-RO	24w 24d 18h	\$1,350
		PRM-TBL-OCC-3030-18-RO	30w 30d 18h	\$1,534
		PRM-TBL-OCC-3636-18-RO	36w 36d 18h	\$1,807
		PRM-TBL-OCC-2424-21-RO	24w 24d 21h	\$1,417
		PRM-TBL-OCC-3030-21-RO	30w 30d 21h	\$1,605
		PRM-TBL-OCC-3636-21-RO	36w 36d 21h	\$1,891
		Cherry		
		PRM-TBL-OCC-2424-18-C	24w 24d 18h	\$1,426
		PRM-TBL-OCC-3030-18-C	30w 30d 18h	\$1,610
		PRM-TBL-OCC-3636-18-C	36w 36d 18h	\$1,900
		PRM-TBL-OCC-2424-21-C	24w 24d 21h	\$1,485
		PRM-TBL-OCC-3030-21-C	30w 30d 21h	\$1,690
		PRM-TBL-OCC-3636-21-C	36w 36d 21h	\$1,994
		Maple		
		PRM-TBL-OCC-2424-18-M	24w 24d 18h	\$1,426
		PRM-TBL-OCC-3030-18-M	30w 30d 18h	\$1,614
		PRM-TBL-OCC-3636-18-M	36w 36d 18h	\$1,900
PRM-TBL-OCC-2424-21-M	24w 24d 21h	\$1,494		
PRM-TBL-OCC-3030-21-M	30w 30d 21h	\$1,699		
PRM-TBL-OCC-3636-21-M	36w 36d 21h	\$1,999		
	Rectangular Occasional Table	Red Oak		
		PRM-TBL-OCC-3024-18-RO	30w 24d 18h	\$1,534
		PRM-TBL-OCC-3624-18-RO	36w 24d 18h	\$1,614
		PRM-TBL-OCC-4824-18-RO	48w 24d 18h	\$1,771
		PRM-TBL-OCC-3024-21-RO	30w 24d 21h	\$1,605
		PRM-TBL-OCC-3624-21-RO	36w 24d 21h	\$1,699
		PRM-TBL-OCC-4824-21-RO	48w 24d 21h	\$1,860
		Cherry		
		PRM-TBL-OCC-3024-18-C	30w 24d 18h	\$1,628
		PRM-TBL-OCC-3624-18-C	36w 24d 18h	\$1,717
		PRM-TBL-OCC-4824-18-C	48w 24d 18h	\$1,874
		PRM-TBL-OCC-3024-21-C	30w 24d 21h	\$1,708
		PRM-TBL-OCC-3624-21-C	36w 24d 21h	\$1,802
		PRM-TBL-OCC-4824-21-C	48w 24d 21h	\$1,967
		Maple		
		PRM-TBL-OCC-3024-18-M	30w 24d 18h	\$1,637
		PRM-TBL-OCC-3624-18-M	36w 24d 18h	\$1,722
		PRM-TBL-OCC-4824-18-M	48w 24d 18h	\$1,878
PRM-TBL-OCC-3024-21-M	30w 24d 21h	\$1,717		
PRM-TBL-OCC-3624-21-M	36w 24d 21h	\$1,811		
PRM-TBL-OCC-4824-21-M	48w 24d 21h	\$1,972		


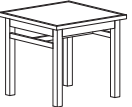
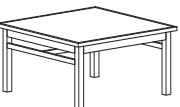
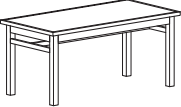
Veneer top standard, plastic laminate or Marmoleum® add 15%.
Custom modifications upon request.

AGATI ROLAND COLLECTION

OCCASIONAL TABLES	DESCRIPTION	ITEM NO	SIZE	STANDARD LIST
	Round Occasional Table	Cherry		
		ROL-TBL-OCC-30-18-C	30 Dia. 18h	\$3,662
		ROL-TBL-OCC-36-18-C	36 Dia. 18h	\$3,957
		ROL-TBL-OCC-30-21-C	30 Dia. 21h	\$3,662
		ROL-TBL-OCC-36-21-C	36 Dia. 21h	\$3,957
		Maple		
		ROL-TBL-OCC-30-18-M	30 Dia. 18h	\$3,685
		ROL-TBL-OCC-36-18-M	36 Dia. 18h	\$3,984
		ROL-TBL-OCC-30-21-M	30 Dia. 21h	\$3,685
		ROL-TBL-OCC-36-21-M	36 Dia. 21h	\$3,984
	Square Occasional Table	Cherry		
		ROL-TBL-OCC-2424-18-C	24w 24d 18h	\$2,638
		ROL-TBL-OCC-3030-18-C	30w 30d 18h	\$3,206
		ROL-TBL-OCC-3636-18-C	36w 36d 18h	\$3,255
		ROL-TBL-OCC-2424-21-C	24w 24d 21h	\$2,674
		ROL-TBL-OCC-3030-21-C	30w 30d 21h	\$3,206
		ROL-TBL-OCC-3636-21-C	36w 36d 21h	\$3,255
		Maple		
		ROL-TBL-OCC-2424-18-M	24w 24d 18h	\$2,692
		ROL-TBL-OCC-3030-18-M	30w 30d 18h	\$3,313
		ROL-TBL-OCC-3636-18-M	36w 36d 18h	\$3,349
		ROL-TBL-OCC-2424-21-M	24w 24d 21h	\$2,692
		ROL-TBL-OCC-3030-21-M	30w 30d 21h	\$3,313
		ROL-TBL-OCC-3636-21-M	36w 36d 21h	\$3,349
	Rectangular Occasional Table	Cherry		
		ROL-TBL-OCC-3024-18-C	30w 24d 18h	\$3,412
		ROL-TBL-OCC-3624-18-C	36w 24d 18h	\$3,483
		ROL-TBL-OCC-4824-18-C	48w 24d 18h	\$3,541
		ROL-TBL-OCC-3024-21-C	30w 24d 21h	\$3,412
		ROL-TBL-OCC-3624-21-C	36w 24d 21h	\$3,483
		ROL-TBL-OCC-4824-21-C	48w 24d 21h	\$3,541
		Maple		
		ROL-TBL-OCC-3024-18-M	30w 24d 18h	\$3,443
		ROL-TBL-OCC-3624-18-M	36w 24d 18h	\$3,515
		ROL-TBL-OCC-4824-18-M	48w 24d 18h	\$3,573
		ROL-TBL-OCC-3024-21-M	30w 24d 21h	\$3,443
		ROL-TBL-OCC-3624-21-M	36w 24d 21h	\$3,515
		ROL-TBL-OCC-4824-21-M	48w 24d 21h	\$3,573

Veneer top standard, plastic laminate or Marmoleum® add 15%.
Custom modifications upon request.

AGATI WILLIAMS COLLECTION

DESCRIPTION	ITEM NO	SIZE	STANDARD LIST
 	Round Occasional Table		
	Red Oak		
	WIL-TBL-OCC-24-18-RO	24 Dia. 18h	\$1,798
	WIL-TBL-OCC-30-18-RO	30 Dia. 18h	\$2,137
	WIL-TBL-OCC-36-18-RO	36 Dia. 18h	\$2,540
	WIL-TBL-OCC-24-21-RO	24 Dia. 21h	\$1,887
	WIL-TBL-OCC-30-21-RO	30 Dia. 21h	\$2,245
	WIL-TBL-OCC-36-21-RO	36 Dia. 21h	\$2,665
	Cherry		
	WIL-TBL-OCC-24-18-C	24 Dia. 18h	\$1,869
	WIL-TBL-OCC-30-18-C	30 Dia. 18h	\$2,227
	WIL-TBL-OCC-36-18-C	36 Dia. 18h	\$2,643
	WIL-TBL-OCC-24-21-C	24 Dia. 21h	\$1,959
	WIL-TBL-OCC-30-21-C	30 Dia. 21h	\$2,339
	WIL-TBL-OCC-36-21-C	36 Dia. 21h	\$2,772
Maple			
WIL-TBL-OCC-24-18-M	24 Dia. 18h	\$1,909	
WIL-TBL-OCC-30-18-M	30 Dia. 18h	\$2,258	
WIL-TBL-OCC-36-18-M	36 Dia. 18h	\$2,674	
WIL-TBL-OCC-24-21-M	24 Dia. 21h	\$2,008	
WIL-TBL-OCC-30-21-M	30 Dia. 21h	\$2,370	
WIL-TBL-OCC-36-21-M	36 Dia. 21h	\$2,804	
 	Square Occasional Table		
	Red Oak		
	WIL-TBL-OCC-2424-18-RO	24w 24d 18h	\$1,297
	WIL-TBL-OCC-3030-18-RO	30w 30d 18h	\$1,494
	WIL-TBL-OCC-3636-18-RO	36w 36d 18h	\$1,771
	WIL-TBL-OCC-2424-21-RO	24w 24d 21h	\$1,359
	WIL-TBL-OCC-3030-21-RO	30w 30d 21h	\$1,574
	WIL-TBL-OCC-3636-21-RO	36w 36d 21h	\$1,860
	Cherry		
	WIL-TBL-OCC-2424-18-C	24w 24d 18h	\$1,355
	WIL-TBL-OCC-3030-18-C	30w 30d 18h	\$1,574
	WIL-TBL-OCC-3636-18-C	36w 36d 18h	\$1,860
	WIL-TBL-OCC-2424-21-C	24w 24d 21h	\$1,426
	WIL-TBL-OCC-3030-21-C	30w 30d 21h	\$1,650
	WIL-TBL-OCC-3636-21-C	36w 36d 21h	\$1,954
Maple			
WIL-TBL-OCC-2424-18-M	24w 24d 18h	\$1,413	
WIL-TBL-OCC-3030-18-M	30w 30d 18h	\$1,614	
WIL-TBL-OCC-3636-18-M	36w 36d 18h	\$1,900	
WIL-TBL-OCC-2424-21-M	24w 24d 21h	\$1,480	
WIL-TBL-OCC-3030-21-M	30w 30d 21h	\$1,699	
WIL-TBL-OCC-3636-21-M	36w 36d 21h	\$1,999	
	Rectangular Occasional Table		
	Red Oak		
	WIL-TBL-OCC-3024-18-RO	30w 24d 18h	\$1,502
	WIL-TBL-OCC-3624-18-RO	36w 24d 18h	\$1,592
	WIL-TBL-OCC-4824-18-RO	48w 24d 18h	\$1,744
	WIL-TBL-OCC-3024-21-RO	30w 24d 21h	\$1,578
	WIL-TBL-OCC-3624-21-RO	36w 24d 21h	\$1,672
	WIL-TBL-OCC-4824-21-RO	48w 24d 21h	\$1,833
	Cherry		
	WIL-TBL-OCC-3024-18-C	30w 24d 18h	\$1,596
	WIL-TBL-OCC-3624-18-C	36w 24d 18h	\$1,686
	WIL-TBL-OCC-4824-18-C	48w 24d 18h	\$1,838
	WIL-TBL-OCC-3024-21-C	30w 24d 21h	\$1,677
	WIL-TBL-OCC-3624-21-C	36w 24d 21h	\$1,766
	WIL-TBL-OCC-4824-21-C	48w 24d 21h	\$1,927
Maple			
WIL-TBL-OCC-3024-18-M	30w 24d 18h	\$1,637	
WIL-TBL-OCC-3624-18-M	36w 24d 18h	\$1,722	
WIL-TBL-OCC-4824-18-M	48w 24d 18h	\$1,878	
WIL-TBL-OCC-3024-21-M	30w 24d 21h	\$1,717	
WIL-TBL-OCC-3624-21-M	36w 24d 21h	\$1,811	
WIL-TBL-OCC-4824-21-M	48w 24d 21h	\$1,972	

Veneer top standard, plastic laminate or Marmoleum® add 15%.
Custom modifications upon request.

AGATI

PRICE LIST 2018

FURNITURE COLLECTIONS



Craftsmanship for Centers of Learning • Healthcare • Hospitality • Corporate

AGATI Furniture 1219 W. Lake Street Chicago, IL 60618

T 312.829.1977 F 312.829.8249 www.agati.com

Eff. 01.1.18

STUDY TABLES - Knife Edge

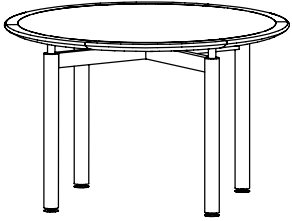
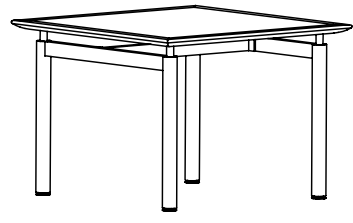
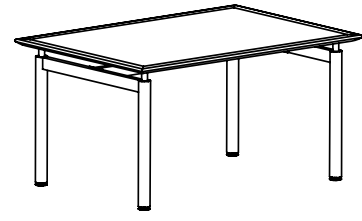
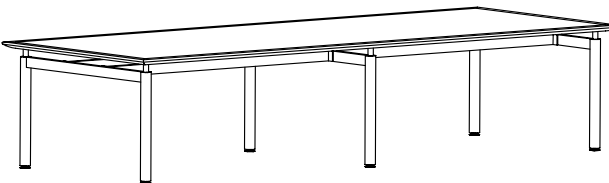
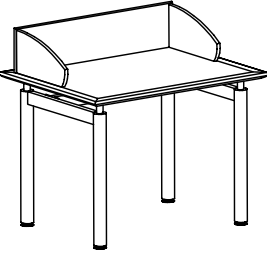
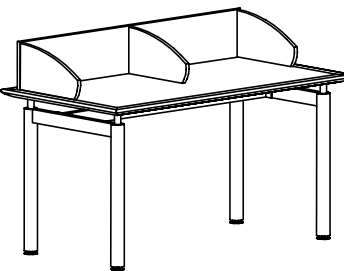
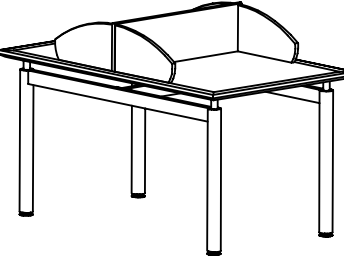
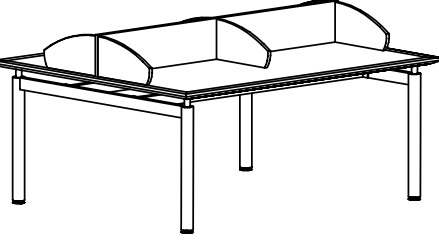
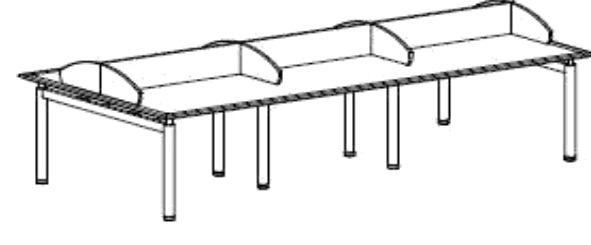
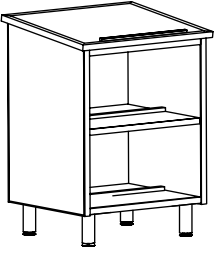

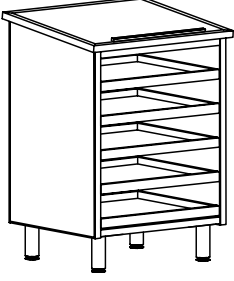
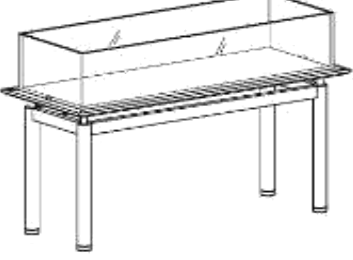
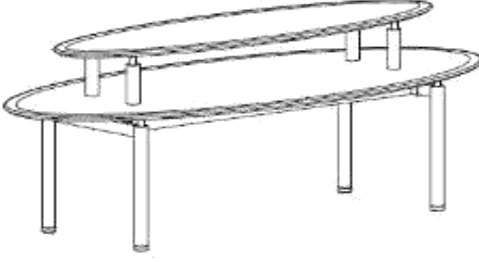
	DESCRIPTION	ITEM NO	SIZE	STANDARD LIST
	Round Study Table with X-base, round legs, solid wood edgeband, and steel powder coat base. Note: Table is not ADA compliant.	Cherry		
		ANT-TBX-48-30-KE-C	48 Dia. 30h	\$4,145
		ANT-TBX-54-30-KE-C	54 Dia. 30h	\$4,443
		ANT-TBX-60-30-KE-C	60 Dia. 30h	\$4,628
		Maple		
		ANT-TBX-48-30-KE-M	48 Dia. 30h	\$4,005
		ANT-TBX-54-30-KE-M	54 Dia. 30h	\$4,384
		ANT-TBX-60-30-KE-M	60 Dia. 30h	\$4,556
	Square Study Table with stretcher base, round legs, solid wood edgeband, and steel powder coat base.	Cherry		
		ANT-TBL-4242-30-KE-C	42w 42d 30h	\$3,432
		ANT-TBL-4848-30-KE-C	48w 48d 30h	\$3,789
		ANT-TBL-5454-30-KE-C	54w 54d 30h	\$4,347
		ANT-TBL-6060-30-KE-C	60w 60d 30h	\$4,432
		Maple		
		ANT-TBL-4242-30-KE-M	42w 42d 30h	\$3,279
		ANT-TBL-4848-30-KE-M	48w 48d 30h	\$3,753
		ANT-TBL-5454-30-KE-M	54w 54d 30h	\$4,392
		ANT-TBL-6060-30-KE-M	60w 60d 30h	\$4,451
	Rectangular Study Table with end assembly, round legs, solid wood edgeband, and steel powder coat base.	Cherry		
		ANT-TBL-4236-30-KE-C	42w 36d 30h	\$3,383
		ANT-TBL-4836-30-KE-C	48w 36d 30h	\$3,383
		ANT-TBL-6036-30-KE-C	60w 36d 30h	\$3,619
		ANT-TBL-7236-30-KE-C	72w 36d 30h	\$3,811
		ANT-TBL-6048-30-KE-C	60w 48d 30h	\$4,198
		ANT-TBL-7248-30-KE-C	72w 48d 30h	\$4,602
		ANT-TBL-8448-30-KE-C	84w 48d 30h	\$4,828
		ANT-TBL-9648-30-KE-C	96w 48d 30h	\$5,026
		ANT-TBL-7254-30-KE-C	72w 54d 30h	\$4,697
		ANT-TBL-8454-30-KE-C	84w 54d 30h	\$4,923
		ANT-TBL-9654-30-KE-C	96w 54d 30h	\$5,130
		ANT-TBL-8460-30-KE-C	84w 60d 30h	\$4,950
		ANT-TBL-9660-30-KE-C	96w 60d 30h	\$5,153
		Maple		
		ANT-TBL-4236-30-KE-M	42w 36d 30h	\$3,365
		ANT-TBL-4836-30-KE-M	48w 36d 30h	\$3,365
		ANT-TBL-6036-30-KE-M	60w 36d 30h	\$3,510
		ANT-TBL-7236-30-KE-M	72w 36d 30h	\$3,780
		ANT-TBL-6048-30-KE-M	60w 48d 30h	\$4,157
		ANT-TBL-7248-30-KE-M	72w 48d 30h	\$4,547
		ANT-TBL-8448-30-KE-M	84w 48d 30h	\$4,764
		ANT-TBL-9648-30-KE-M	96w 48d 30h	\$4,977
		ANT-TBL-7254-30-KE-M	72w 54d 30h	\$4,611
ANT-TBL-8454-30-KE-M	84w 54d 30h	\$4,828		
ANT-TBL-9654-30-KE-M	96w 54d 30h	\$5,026		
ANT-TBL-8460-30-KE-M	84w 60d 30h	\$4,846		
ANT-TBL-9660-30-KE-M	96w 60d 30h	\$5,044		
	Rectangular Study Table with end assembly, 6 round legs, solid wood edgeband, and steel powder coat base.	Cherry		
		ANT-TBL-10848-30-KE-C	108w 48d 30h	\$6,471
		ANT-TBL-10854-30-KE-C	108w 54d 30h	\$6,642
		ANT-TBL-12054-30-KE-C	120w 54d 30h	\$6,796
		ANT-TBL-14454-30-KE-C	144w 54d 30h	\$7,130
		ANT-TBL-10860-30-KE-C	108w 60d 30h	\$6,665
		ANT-TBL-12060-30-KE-C	120w 60d 30h	\$6,818
		ANT-TBL-14460-30-KE-C	144w 60d 30h	\$7,152
		ANT-TBL-21660-30-KE-C	216w 60d 30h	\$11,272
		Maple		
		ANT-TBL-10848-30-KE-M	108w 48d 30h	\$6,439
		ANT-TBL-10854-30-KE-M	108w 54d 30h	\$6,529
		ANT-TBL-12054-30-KE-M	120w 54d 30h	\$6,669
		ANT-TBL-14454-30-KE-M	144w 54d 30h	\$6,990
		ANT-TBL-10860-30-KE-M	108w 60d 30h	\$6,547
		ANT-TBL-12060-30-KE-M	120w 60d 30h	\$6,687
		ANT-TBL-14460-30-KE-M	144w 60d 30h	\$7,008
		ANT-TBL-21660-30-KE-M	216w 60d 30h	\$10,667
Knife Edge Profile is standard. Square Edge Profile is 5% less. Round Leg standard. Square Leg add 11%. Plastic laminate or Marmoleum® top standard, veneer top add 10% Powdercoat base in standard black or metallic silver, additional colors available upon request. Electrical, wire management and accessories available, see electrical section for options Custom modifications, youth and standing heights available upon request.				

TABLE CARRELS - Knife Edge

	DESCRIPTION	ITEM NO	SIZE	STANDARD LIST	
	Single Faced Carrel Table with surround and steel steel powder coat base with round legs.	Cherry			
		ANT-TBL-CRL-3632-39-KE-C	36w 32d 39h	\$4,135	
		ANT-TBL-CRL-4232-39-KE-C	42w 32d 39h	\$4,180	
		ANT-TBL-CRL-4832-39-KE-C	48w 32d 39h	\$4,495	
		Maple			
		ANT-TBL-CRL-3632-39-KE-M	36w 32d 39h	\$4,090	
	Two Person, Single Faced Carrel Table with surround and steel powder coat base with round legs.	Cherry			
		ANT-TBL-CRL-7232-39-KE-C	72w 32d 39h	\$5,431	
		ANT-TBL-CRL-8432-39-KE-C	84w 32d 39h	\$5,805	
		ANT-TBL-CRL-9632-39-KE-C	96w 32d 39h	\$5,882	
		Maple			
		ANT-TBL-CRL-7232-39-KE-M	72w 32d 39h	\$5,580	
	Two Person, Double Faced Carrel Table with surround and steel powder coat base with round legs.	Cherry			
		ANT-TBL-CRL-3660-39-KE-C	36w 60d 39h	\$5,550	
		ANT-TBL-CRL-4260-39-KE-C	42w 60d 39h	\$5,722	
		ANT-TBL-CRL-4860-39-KE-C	48w 60d 39h	\$5,981	
		Maple			
		ANT-TBL-CRL-3660-39-KE-M	36w 60d 39h	\$5,442	
	Four Person, Double Faced Carrel Table with surround and steel powder coat base with round legs.	Cherry			
		ANT-TBL-CRL-7260-39-KE-C	72w 60d 39h	\$7,456	
		ANT-TBL-CRL-8460-39-KE-C	84w 60d 39h	\$7,696	
		ANT-TBL-CRL-9660-39-KE-C	96w 60d 39h	\$7,944	
		Maple			
		ANT-TBL-CRL-7260-39-KE-M	72w 60d 39h	\$7,411	
	Six Person, Double Faced Carrel Table with surround and steel powder coat base with round legs.	Cherry			
		ANT-TBL-CRL-12660-39-KE-C	126w 60d 39h	\$11,699	
		ANT-TBL-CRL-14460-39-KE-C	144w 60d 39h	\$12,482	
		Maple			
		ANT-TBL-CRL-12660-39-KE-M	126w 60d 39h	\$11,541	
		ANT-TBL-CRL-14460-39-KE-M	144w 60d 39h	\$12,337	


Knife Edge Profile is standard. Square Edge Profile is 5% less.
 Round Leg standard. Square Leg add 11%.
 Plastic laminate or Marmoleum® top standard, veneer top add 10%
 Powdercoat base in standard black or metallic silver, additional colors available upon request.
 Electrical, wire management and accessories available, see electrical section for options
 Custom modifications, youth and standing heights available upon request.

ACCESSORIES

	DESCRIPTION	ITEM NO	SIZE	STANDARD LIST
	Dictionary Stand with round metal feet.	Cherry ANT-DIC-3028-45-C	30w 28d 45h	\$8,467
		Maple ANT-DIC-3028-45-M	30w 28d 45h	\$8,409
	Dictionary Stand, Table Top	Cherry ANT-RVL-DIC-2114-8-C	21w 14d 8h	\$1,580
		Maple ANT-RVL-DIC-2114-8-M	21w 14d 8h	\$1,580
	Atlas Stand with round metal feet.	Cherry ANT-ATL-3028-45-C	30w 28d 45h	\$11,745
		Maple ANT-ATL-3028-45-M	30w 28d 45h	\$11,682
	Display Table with Enclosure Specify Knife Edge or Square Edge with round legs.	Cherry ANT-TBL-DISP-6024-44-C ANT-TBL-DISP-7230-44-C	60w 24d 44h 72w 30d 44h	Please call for pricing Please call for pricing
		Maple ANT-TBL-DISP-6024-44-M ANT-TBL-DISP-7230-44-M	60w 24d 44h 72w 30d 44h	Please call for pricing Please call for pricing
	Book Display Table Specify Knife Edge or Square Edge with round legs.	Cherry ANT-TBL-DISP-OVAL-10848-42-C	108w 48d 42h	Please call for pricing
		Maple ANT-TBL-DISP-OVAL-10848-42-M	108w 48d 42h	Please call for pricing

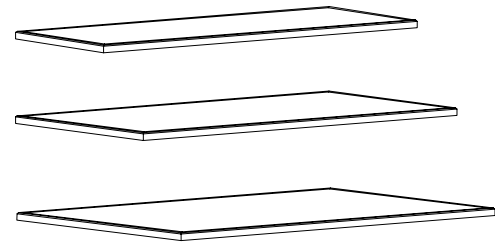
Knife Edge Profile is standard. Square Edge Profile is 5% less.
 Round Leg standard. Square Leg add 11%.
 Plastic laminate or Marmoleum® top standard, veneer top add 10%
 Powdercoat base in standard black or metallic silver, additional colors available upon request.
 Electrical, wire management and accessories available, see electrical section for options
 Custom modifications, youth and standing heights available upon request.

END PANELS



DESCRIPTION	ITEM NO	SIZE	STANDARD LIST
Single Faced End Panel with powder coat metal post on one side.			
36 to 48" high (h)	Cherry ANT-EP-SF-1248-C	12w 48h 1.25th	\$1,739
54 to 66" high (h)	ANT-EP-SF-1266-C	12w 66h 1.25th	\$1,776
66 to 90" high (h)	ANT-EP-SF-1290-C	12w 90h 1.25th	\$1,807
	Maple		
36 to 48" high (h)	ANT-EP-SF-1248-M	12w 48h 1.25th	\$1,699
54 to 66" high (h)	ANT-EP-SF-1266-M	12w 66h 1.25th	\$1,736
66 to 90" high (h)	ANT-EP-SF-1290-M	12w 90h 1.25th	\$1,771
Double Faced End Panel with powder coat metal post on two sides.			
36 to 48" high (h)	Cherry ANT-EP-DF-2448-C	24w 48h 1.25th	\$2,318
54 to 66" high (h)	ANT-EP-DF-2466-C	24w 66h 1.25th	\$2,388
66 to 90" high (h)	ANT-EP-DF-2490-C	24w 90h 1.25th	\$2,440
	Maple		
36 to 48" high (h)	ANT-EP-DF-2448-M	24w 48h 1.25th	\$2,318
54 to 66" high (h)	ANT-EP-DF-2466-M	24w 66h 1.25th	\$2,330
66 to 90" high (h)	ANT-EP-DF-2490-M	24w 90h 1.25th	\$2,395

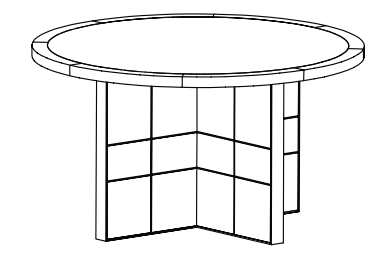
TOP CAPS



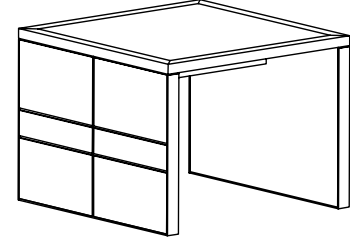
DESCRIPTION	ITEM NO	SIZE	STANDARD LIST
Plastic laminate with PVC edgeband			
Single Faced Width Top Cap Priced per foot length (l)	Cherry ANT-TC-SF-12xx-C	12w xxl 1.25th	\$152 per linear foot
Double Faced Width Top Cap Priced per foot length (l)	ANT-TC-DF-24xx-C	24w xxl 1.25th	\$193 per linear foot
File Cabinet Width Top Cap Priced per foot length (l)	ANT-TC-FC-36xx-C	36w xxl 1.25th	\$288 per linear foot
	Maple		
Single Faced Width Top Cap Priced per foot length (l)	ANT-TC-SF-12xx-M	12w xxl 1.25th	\$148 per linear foot
Double Faced Width Top Cap Priced per foot length (l)	ANT-TC-DF-24xx-M	24w xxl 1.25th	\$189 per linear foot
File Cabinet Width Top Cap Priced per foot length (l)	ANT-TC-FC-36xx-M	36w xxl 1.25th	\$267 per linear foot
Filler Strip Moulding Small-Finished filler strip	ANT-FLLR-3-3-96	8 ft. lengths	\$542 per 8 ft. length
Filler Strip Moulding Large-Finished filler strip	ANT-FLLR-6-3-96	8 ft. lengths	\$813 per 8 ft. length

Plastic laminate or Marmoleum® top standard, veneer top add 20%
Powdercoat in standard black or metallic silver, additional colors available upon request.
Custom modifications available upon request.

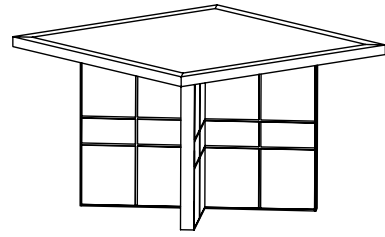
STUDY TABLES



DESCRIPTION	ITEM NO	SIZE	STANDARD LIST
Round Study Table with metal horizontal reveal detail, X-base. Note: Table is not ADA compliant.	Red Oak		
	BRW-TBX-48-30-RO	48 Dia. 30h	\$6,186
	BRW-TBX-54-30-RO	54 Dia. 30h	\$6,366
	BRW-TBX-60-30-RO	60 Dia. 30h	\$7,202
	Cherry		
	BRW-TBX-48-30-C	48 Dia. 30h	\$6,416
	BRW-TBX-54-30-C	54 Dia. 30h	\$6,637
	BRW-TBX-60-30-C	60 Dia. 30h	\$7,283
	Maple		
BRW-TBX-48-30-M	48 Dia. 30h	\$6,222	
BRW-TBX-54-30-M	54 Dia. 30h	\$6,389	
BRW-TBX-60-30-M	60 Dia. 30h	\$7,211	



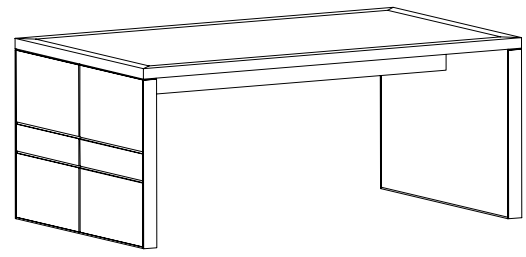
Square Study Table with metal horizontal reveal detail, panel sides.	Red Oak		
	BRW-TBL-4242-30-RO	42w 42d 30h	\$4,980
	BRW-TBL-4848-30-RO	48w 48d 30h	\$5,278
	BRW-TBL-5454-30-RO	54w 54d 30h	\$5,969
	BRW-TBL-6060-30-RO	60w 60d 30h	\$6,186
	Cherry		
	BRW-TBL-4242-30-C	42w 42d 30h	\$5,161
	BRW-TBL-4848-30-C	48w 48d 30h	\$5,509
	BRW-TBL-5454-30-C	54w 54d 30h	\$6,254
	BRW-TBL-6060-30-C	60w 60d 30h	\$6,583
	Maple		
	BRW-TBL-4242-30-M	42w 42d 30h	\$5,071
BRW-TBL-4848-30-M	48w 48d 30h	\$5,396	
BRW-TBL-5454-30-M	54w 54d 30h	\$6,077	
BRW-TBL-6060-30-M	60w 60d 30h	\$6,290	



Square Study Table with metal horizontal reveal detail, X-base. Note: Table is not ADA compliant.	Red Oak		
	BRW-TBX-4848-30-RO	48w 48d 30h	\$5,960
	BRW-TBX-5454-30-RO	54w 54d 30h	\$6,168
	BRW-TBX-6060-30-RO	60w 60d 30h	\$6,570
	Cherry		
	BRW-TBX-4848-30-C	48w 48d 30h	\$6,145
	BRW-TBX-5454-30-C	54w 54d 30h	\$6,330
	BRW-TBX-6060-30-C	60w 60d 30h	\$6,795
	Maple		
BRW-TBX-4848-30-M	48w 48d 30h	\$5,965	
BRW-TBX-5454-30-M	54w 54d 30h	\$6,177	
BRW-TBX-6060-30-M	60w 60d 30h	\$6,592	

Plastic laminate or Marmoleum® top standard, veneer top add 10%
 No Metal Inlays: Table deduct \$77.00 Carrel deduct \$ 50.00
 Plain Panels without reveals deduct \$ 50.00
 Electrical, wire management and accessories available, see electrical section for options
 Custom modifications, youth and standing heights available upon request.

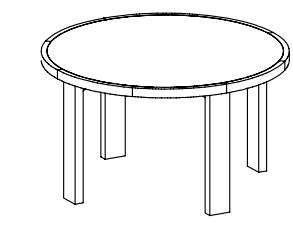
STUDY TABLES



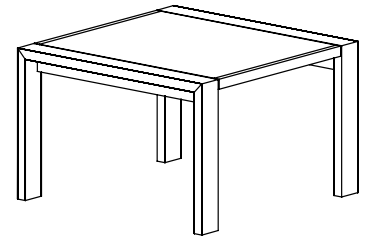
DESCRIPTION	ITEM NO	SIZE	STANDARD LIST
Rectangular Study Table with metal horizontal reveal detail, panel sides.	Red Oak		
	BRW-TBL-4836-30-RO	48w 36d 30h	\$4,809
	BRW-TBL-6036-30-RO	60w 36d 30h	\$5,242
	BRW-TBL-7236-30-RO	72w 36d 30h	\$5,400
	BRW-TBL-6042-30-RO	60w 42d 30h	\$5,703
	BRW-TBL-7242-30-RO	72w 42d 30h	\$5,901
	BRW-TBL-8442-30-RO	84w 42d 30h	\$6,041
	BRW-TBL-9642-30-RO	96w 42d 30h	\$6,312
	BRW-TBL-7248-30-RO	72w 48d 30h	\$6,118
	BRW-TBL-8448-30-RO	84w 48d 30h	\$6,281
	BRW-TBL-9648-30-RO	96w 48d 30h	\$6,448
	BRW-TBL-10848-30-RO	108w 48d 30h	\$10,073
	BRW-TBL-8454-30-RO	84w 54d 30h	\$7,586
	BRW-TBL-9654-30-RO	96w 54d 30h	\$7,739
	BRW-TBL-10854-30-RO	108w 54d 30h	\$10,168
	BRW-TBL-12054-30-RO	120w 54d 30h	\$10,290
	BRW-TBL-8460-30-RO	84w 60d 30h	\$7,680
	BRW-TBL-9660-30-RO	96w 60d 30h	\$7,739
	BRW-TBL-10860-30-RO	108w 60d 30h	\$10,168
	BRW-TBL-12060-30-RO	120w 60d 30h	\$10,290
	Cherry		
	BRW-TBL-4836-30-C	48w 36d 30h	\$6,666
	BRW-TBL-6036-30-C	60w 36d 30h	\$5,558
	BRW-TBL-7236-30-C	72w 36d 30h	\$5,816
BRW-TBL-6042-30-C	60w 42d 30h	\$5,901	
BRW-TBL-7242-30-C	72w 42d 30h	\$6,127	
BRW-TBL-8442-30-C	84w 42d 30h	\$6,290	
BRW-TBL-9642-30-C	96w 42d 30h	\$6,574	
BRW-TBL-7248-30-C	72w 48d 30h	\$6,425	
BRW-TBL-8448-30-C	84w 48d 30h	\$6,628	
BRW-TBL-9648-30-C	96w 48d 30h	\$6,908	
BRW-TBL-10848-30-C	108w 48d 30h	\$10,475	
BRW-TBL-8454-30-C	84w 54d 30h	\$7,938	
BRW-TBL-9654-30-C	96w 54d 30h	\$8,195	
BRW-TBL-10854-30-C	108w 54d 30h	\$10,588	
BRW-TBL-12054-30-C	120w 54d 30h	\$10,733	
BRW-TBL-8460-30-C	84w 60d 30h	\$8,060	
BRW-TBL-9660-30-C	96w 60d 30h	\$8,195	
BRW-TBL-10860-30-C	108w 60d 30h	\$10,588	
BRW-TBL-12060-30-C	120w 60d 30h	\$10,733	
Maple			
BRW-TBL-4836-30-M	48w 36d 30h	\$5,025	
BRW-TBL-6036-30-M	60w 36d 30h	\$5,369	
BRW-TBL-7236-30-M	72w 36d 30h	\$5,554	
BRW-TBL-6042-30-M	60w 42d 30h	\$5,807	
BRW-TBL-7242-30-M	72w 42d 30h	\$6,037	
BRW-TBL-8442-30-M	84w 42d 30h	\$6,177	
BRW-TBL-9642-30-M	96w 42d 30h	\$6,448	
BRW-TBL-7248-30-M	72w 48d 30h	\$6,285	
BRW-TBL-8448-30-M	84w 48d 30h	\$6,470	
BRW-TBL-9648-30-M	96w 48d 30h	\$6,669	
BRW-TBL-10848-30-M	108w 48d 30h	\$10,123	
BRW-TBL-8454-30-M	84w 54d 30h	\$7,617	
BRW-TBL-9654-30-M	96w 54d 30h	\$7,852	
BRW-TBL-10854-30-M	108w 54d 30h	\$10,245	
BRW-TBL-12054-30-M	120w 54d 30h	\$10,362	
BRW-TBL-8460-30-M	84w 60d 30h	\$7,789	
BRW-TBL-9660-30-M	96w 60d 30h	\$7,852	
BRW-TBL-10860-30-M	108w 60d 30h	\$10,245	
BRW-TBL-12060-30-M	120w 60d 30h	\$10,362	

Plastic laminate or Marmoleum® top standard, veneer top add 10%
 No Metal Inlays: Table deduct \$77.00 Carrel deduct \$ 50.00
 Plain Panels without reveals deduct \$ 50.00
 Electrical, wire management and accessories available, see electrical section for options
 Custom modifications, youth and standing heights available upon request.

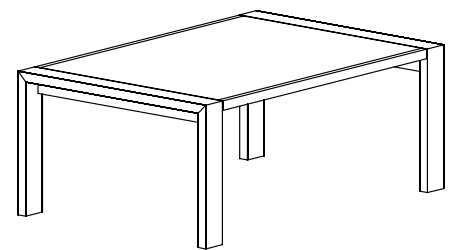
STUDY TABLES



DESCRIPTION	ITEM NO	SIZE	STANDARD LIST
Round Study Table with leg base. Note: Table is not ADA compliant.	Red Oak		
	BRW-TBL-48-30-LB-RO	48 Dia. 30h	\$6,991
	BRW-TBL-54-30-LB-RO	54 Dia. 30h	\$7,374
	BRW-TBL-60-30-LB-RO	60 Dia. 30h	\$7,580
	Cherry		
	BRW-TBL-48-30-LB-C	48 Dia. 30h	\$7,374
	BRW-TBL-54-30-LB-C	54 Dia. 30h	\$7,781
	BRW-TBL-60-30-LB-C	60 Dia. 30h	\$8,037
	Maple		
	BRW-TBL-48-30-LB-M	48 Dia. 30h	\$6,991
	BRW-TBL-54-30-LB-M	54 Dia. 30h	\$7,374
	BRW-TBL-60-30-LB-M	60 Dia. 30h	\$7,580



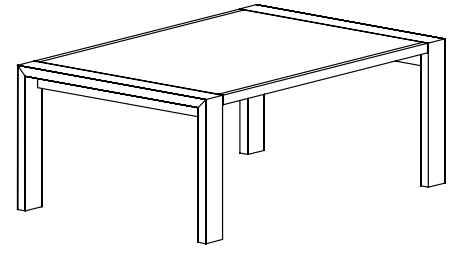
Square Study Table with leg base. Note: Seating on user side only, not on ends.	Red Oak		
	BRW-TBL-4848-30-LB-RO	48w 48d 30h	\$7,041
	BRW-TBL-5454-30-LB-RO	54w 54d 30h	\$7,226
	BRW-TBL-6060-30-LB-RO	60w 60d 30h	\$7,683
	Cherry		
	BRW-TBL-4848-30-LB-C	48w 48d 30h	\$7,296
	BRW-TBL-5454-30-LB-C	54w 54d 30h	\$7,547
	BRW-TBL-6060-30-LB-C	60w 60d 30h	\$8,028
	Maple		
	BRW-TBL-4848-30-LB-M	48w 48d 30h	\$7,041
	BRW-TBL-5454-30-LB-M	54w 54d 30h	\$7,226
	BRW-TBL-6060-30-LB-M	60w 60d 30h	\$7,683



Rectangular Study Table leg base. Note: Seating on user side only, not on ends. Tables 108w and up require center leg.	Red Oak		
	BRW-TBL-4836-30-LB-RO	48w 36d 30h	\$5,269
	BRW-TBL-6036-30-LB-RO	60w 36d 30h	\$6,456
	BRW-TBL-7236-30-LB-RO	72w 36d 30h	\$6,596
	BRW-TBL-4842-30-LB-RO	48w 42d 30h	\$5,721
	BRW-TBL-6042-30-LB-RO	60w 42d 30h	\$6,802
	BRW-TBL-7242-30-LB-RO	72w 42d 30h	\$6,851
	BRW-TBL-8442-30-LB-RO	84w 42d 30h	\$6,905
	BRW-TBL-9642-30-LB-RO	96w 42d 30h	\$6,954
	BRW-TBL-6048-30-LB-RO	60w 48d 30h	\$6,136
	BRW-TBL-7248-30-LB-RO	72w 48d 30h	\$7,440
	BRW-TBL-8448-30-LB-RO	84w 48d 30h	\$7,502
	BRW-TBL-9648-30-LB-RO	96w 48d 30h	\$7,563
	BRW-TBL-8454-30-LB-RO	84w 54d 30h	\$8,086
	BRW-TBL-9654-30-LB-RO	96w 54d 30h	\$8,234
	BRW-TBL-10854-30-LB-RO	108w 54d 30h	\$8,967
	BRW-TBL-12054-30-LB-RO	120w 54d 30h	\$10,362
	BRW-TBL-8460-30-LB-RO	84w 60d 30h	\$8,177
	BRW-TBL-9660-30-LB-RO	96w 60d 30h	\$8,321
	BRW-TBL-10860-30-LB-RO	108w 60d 30h	\$8,854
	BRW-TBL-12060-30-LB-RO	120w 60d 30h	\$9,423

Plastic laminate or Marmoleum® top standard, veneer top add 10%
Electrical, wire management and accessories available, see electrical section for options
Custom modifications, youth and standing heights available upon request.

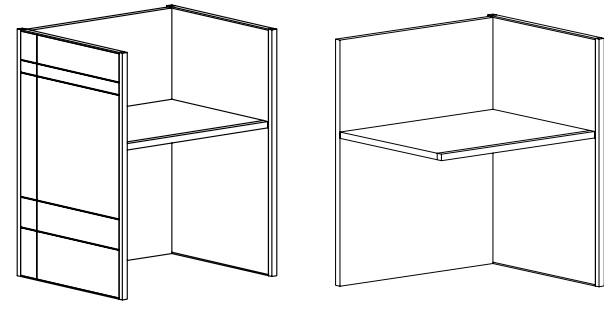
STUDY TABLES



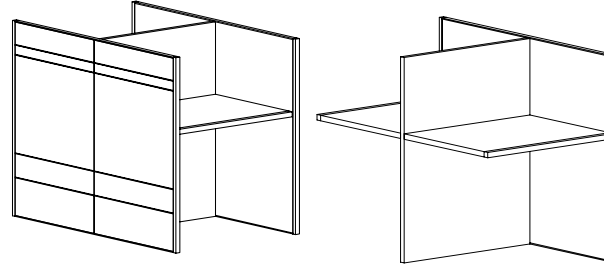
DESCRIPTION	ITEM NO	SIZE	STANDARD LIST
Rectangular Study Table with leg base.	Cherry		
	BRW-TBL-4836-30-LB-C	48w 36d 30h	\$6,395
Note: Seating on user side only, not on ends. Tables 108w and up require center leg.	BRW-TBL-6036-30-LB-C	60w 36d 30h	\$6,732
	BRW-TBL-7236-30-LB-C	72w 36d 30h	\$6,876
	BRW-TBL-4842-30-LB-C	48w 42d 30h	\$6,204
	BRW-TBL-6042-30-LB-C	60w 42d 30h	\$7,045
	BRW-TBL-7242-30-LB-C	72w 42d 30h	\$7,107
	BRW-TBL-8442-30-LB-C	84w 42d 30h	\$7,164
	BRW-TBL-9642-30-LB-C	96w 42d 30h	\$7,226
	BRW-TBL-6048-30-LB-C	60w 48d 30h	\$6,619
	BRW-TBL-7248-30-LB-C	72w 48d 30h	\$7,724
	BRW-TBL-8448-30-LB-C	84w 48d 30h	\$7,794
	BRW-TBL-9648-30-LB-C	96w 48d 30h	\$7,872
	BRW-TBL-8454-30-LB-C	84w 54d 30h	\$8,390
	BRW-TBL-9654-30-LB-C	96w 54d 30h	\$8,547
	BRW-TBL-10854-30-LB-C	108w 54d 30h	\$9,403
	BRW-TBL-12054-30-LB-C	120w 54d 30h	\$9,631
	BRW-TBL-8460-30-LB-C	84w 60d 30h	\$8,481
	BRW-TBL-9660-30-LB-C	96w 60d 30h	\$8,629
	BRW-TBL-10860-30-LB-C	108w 60d 30h	\$9,563
	BRW-TBL-12060-30-LB-C	120w 60d 30h	\$9,827
	Maple		
	BRW-TBL-4836-30-LB-M	48w 36d 30h	\$6,395
	BRW-TBL-6036-30-LB-M	60w 36d 30h	\$6,456
	BRW-TBL-7236-30-LB-M	72w 36d 30h	\$6,596
	BRW-TBL-4842-30-LB-M	48w 42d 30h	\$5,987
	BRW-TBL-6042-30-LB-M	60w 42d 30h	\$6,802
	BRW-TBL-7242-30-LB-M	72w 42d 30h	\$6,851
	BRW-TBL-8442-30-LB-M	84w 42d 30h	\$6,905
	BRW-TBL-9642-30-LB-M	96w 42d 30h	\$6,954
	BRW-TBL-6048-30-LB-M	60w 48d 30h	\$6,371
	BRW-TBL-7248-30-LB-M	72w 48d 30h	\$7,440
	BRW-TBL-8448-30-LB-M	84w 48d 30h	\$7,502
	BRW-TBL-9648-30-LB-M	96w 48d 30h	\$7,563
	BRW-TBL-8454-30-LB-M	84w 54d 30h	\$8,086
	BRW-TBL-9654-30-LB-M	96w 54d 30h	\$8,234
	BRW-TBL-10854-30-LB-M	108w 54d 30h	\$8,967
	BRW-TBL-12054-30-LB-M	120w 54d 30h	\$9,243
	BRW-TBL-8460-30-LB-M	84w 60d 30h	\$8,177
	BRW-TBL-9660-30-LB-M	96w 60d 30h	\$8,321
	BRW-TBL-10860-30-LB-M	108w 60d 30h	\$9,256
	BRW-TBL-12060-30-LB-M	120w 60d 30h	\$9,423

Plastic laminate or Marmoleum® top standard, veneer top add 10%
 Electrical, wire management and accessories available, see electrical section for options
 Custom modifications, youth and standing heights available upon request.

STUDY TABLES



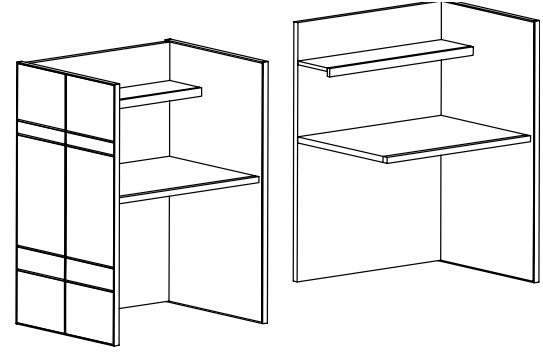
DESCRIPTION	ITEM NO	SIZE	STANDARD LIST
Single Faced, One Person Study Carrel with Marmoleum or plastic laminate top, metal horizontal reveal detail.	Red Oak		
	Starter BRW-CRL-STR-3630-48-RO	36w 30d 48h	\$5,224
	Adder BRW-CRL-ADR-3530-48-RO	35w 30d 48h	\$4,520
	Starter BRW-CRL-STR-4230-48-RO	42w 30d 48h	\$5,256
	Adder BRW-CRL-ADR-4130-48-RO	41w 30d 48h	\$4,560
	Starter BRW-CRL-STR-4830-48-RO	48w 30d 48h	\$5,287
	Adder BRW-CRL-ADR-4730-48-RO	47w 30d 48h	\$4,610
	Cherry		
	Starter BRW-CRL-STR-3630-48-C	36w 30d 48h	\$5,341
	Adder BRW-CRL-ADR-3530-48-C	35w 30d 48h	\$4,669
	Starter BRW-CRL-STR-4230-48-C	42w 30d 48h	\$5,373
	Adder BRW-CRL-ADR-4130-48-C	41w 30d 48h	\$4,705
	Starter BRW-CRL-STR-4830-48-C	48w 30d 48h	\$5,409
	Adder BRW-CRL-ADR-4730-48-C	47w 30d 48h	\$4,745
	Maple		
	Starter BRW-CRL-STR-3630-48-M	36w 30d 48h	\$5,260
	Adder BRW-CRL-ADR-3530-48-M	35w 30d 48h	\$4,556
	Starter BRW-CRL-STR-4230-48-M	42w 30d 48h	\$5,292
Adder BRW-CRL-ADR-4130-48-M	41w 30d 48h	\$4,605	
Starter BRW-CRL-STR-4830-48-M	48w 30d 48h	\$5,328	
Adder BRW-CRL-ADR-4730-48-M	47w 30d 48h	\$4,646	



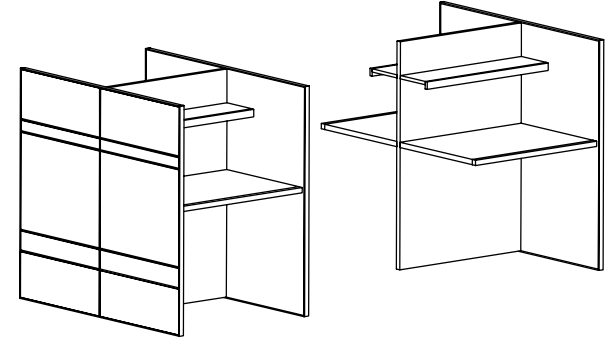
Double Faced, Two Person Study Carrel with Marmoleum or plastic laminate top, metal horizontal reveal detail.	Red Oak		
	Starter BRW-CRL-STR-3660-48-RO	36w 60d 48h	\$8,999
	Adder BRW-CRL-ADR-3560-48-RO	35w 60d 48h	\$7,558
	Starter BRW-CRL-STR-4260-48-RO	42w 60d 48h	\$9,048
	Adder BRW-CRL-ADR-4160-48-RO	41w 60d 48h	\$7,604
	Starter BRW-CRL-STR-4860-48-RO	48w 60d 48h	\$9,094
	Adder BRW-CRL-ADR-4760-48-RO	47w 60d 48h	\$7,653
	Cherry		
	Starter BRW-CRL-STR-3660-48-C	36w 60d 48h	\$9,134
	Adder BRW-CRL-ADR-3560-48-C	35w 60d 48h	\$7,676
	Starter BRW-CRL-STR-4260-48-C	42w 60d 48h	\$9,188
	Adder BRW-CRL-ADR-4160-48-C	41w 60d 48h	\$7,730
	Starter BRW-CRL-STR-4860-48-C	48w 60d 48h	\$9,238
	Adder BRW-CRL-ADR-4760-48-C	47w 60d 48h	\$7,780
	Maple		
	Starter BRW-CRL-STR-3660-48-M	36w 60d 48h	\$9,035
	Adder BRW-CRL-ADR-3560-48-M	35w 60d 48h	\$7,622
	Starter BRW-CRL-STR-4260-48-M	42w 60d 48h	\$9,085
Adder BRW-CRL-ADR-4160-48-M	41w 60d 48h	\$7,658	
Starter BRW-CRL-STR-4860-48-M	48w 60d 48h	\$9,143	
Adder BRW-CRL-ADR-4760-48-M	47w 60d 48h	\$7,694	

Plastic laminate or Marmoleum® top standard, veneer top add 10%
 No Metal Inlays: Table deduct \$77.00 Carrel deduct \$ 50.00
 Plain Panels without reveals deduct \$ 50.00
 Electrical, wire management and accessories available, see electrical section for options
 Custom modifications, youth and standing heights available upon request.

PANEL CARRELS



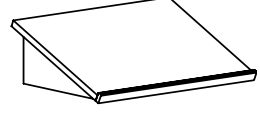
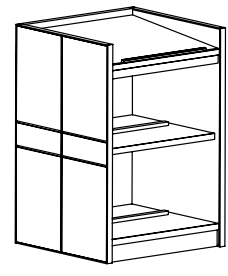
DESCRIPTION	ITEM NO	SIZE	STANDARD LIST
Single Faced, One Person Study Carrel with Marmoleum or plastic laminate top, metal horizontal reveal detail. Features overhead shelf.	Red Oak		
	Starter BRW-CRL-STR-3630-54-RO	36w 30d 54h	\$6,344
	Adder BRW-CRL-ADR-3530-54-RO	35w 30d 54h	\$5,513
	Starter BRW-CRL-STR-4230-54-RO	42w 30d 54h	\$6,353
	Adder BRW-CRL-ADR-4130-54-RO	41w 30d 54h	\$5,545
	Starter BRW-CRL-STR-4830-54-RO	48w 30d 54h	\$6,412
	Adder BRW-CRL-ADR-4730-54-RO	47w 30d 54h	\$5,621
	Cherry		
	Starter BRW-CRL-STR-3630-54-C	36w 30d 54h	\$6,538
	Adder BRW-CRL-ADR-3530-54-C	35w 30d 54h	\$5,626
	Starter BRW-CRL-STR-4230-54-C	42w 30d 54h	\$6,597
	Adder BRW-CRL-ADR-4130-54-C	41w 30d 54h	\$5,639
	Starter BRW-CRL-STR-4830-54-C	48w 30d 54h	\$6,651
	Adder BRW-CRL-ADR-4730-54-C	47w 30d 54h	\$5,734
	Maple		
	Starter BRW-CRL-STR-3630-54-M	36w 30d 48h	\$6,448
	Adder BRW-CRL-ADR-3530-54-M	35w 30d 48h	\$5,576



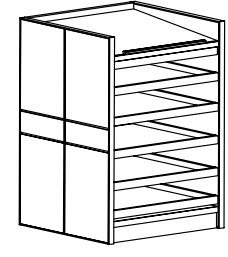
Double Faced, Two Person Study Carrel with Marmoleum or plastic laminate top, metal horizontal reveal detail. Features overhead shelf.	Red Oak		
	Starter BRW-CRL-STR-3660-54-RO	36w 60d 54h	\$9,821
	Adder BRW-CRL-ADR-3560-54-RO	35w 60d 54h	\$8,245
	Starter BRW-CRL-STR-4260-54-RO	42w 60d 54h	\$9,893
	Adder BRW-CRL-ADR-4160-54-RO	41w 60d 54h	\$8,317
	Starter BRW-CRL-STR-4860-54-RO	48w 60d 54h	\$9,965
	Adder BRW-CRL-ADR-4760-54-RO	47w 60d 54h	\$8,389
	Cherry		
	Starter BRW-CRL-STR-3660-54-C	36w 60d 54h	\$10,114
	Adder BRW-CRL-ADR-3560-54-C	35w 60d 54h	\$8,416
	Starter BRW-CRL-STR-4260-54-C	42w 60d 54h	\$10,191
	Adder BRW-CRL-ADR-4160-54-C	41w 60d 54h	\$8,493
	Starter BRW-CRL-STR-4860-54-C	48w 60d 54h	\$10,272
	Adder BRW-CRL-ADR-4760-54-C	47w 60d 54h	\$8,570
	Maple		
	Starter BRW-CRL-STR-3660-54-M	36w 60d 54h	\$9,924
	Adder BRW-CRL-ADR-3560-54-M	35w 60d 54h	\$8,331
	Starter BRW-CRL-STR-4260-54-M	42w 60d 54h	\$10,115
	Adder BRW-CRL-ADR-4160-54-M	41w 60d 54h	\$8,407
	Starter BRW-CRL-STR-4860-54-M	48w 60d 54h	\$10,242
	Adder BRW-CRL-ADR-4760-54-M	47w 60d 54h	\$8,484

Plastic laminate or Marmoleum® top standard, veneer top add 10%
 No Metal Inlays: Table deduct \$77.00 Carrel deduct \$ 50.00
 Plain Panels without reveals deduct \$ 50.00
 Electrical, wire management and accessories available, see electrical section for options
 Custom modifications, youth and standing heights available upon request.

ACCESSORIES

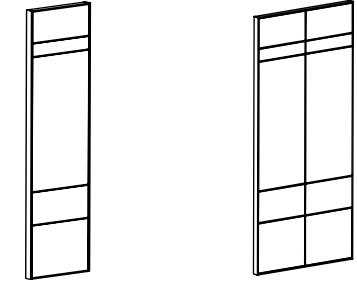


DESCRIPTION	ITEM NO	SIZE	STANDARD LIST
Dictionary Stand with metal horizontal reveal detail.	Red Oak BRW-DIC-3029-45-RO	30w 29d 45h	\$7,382
	Cherry BRW-DIC-3029-45-C	30w 29d 45h	\$7,626
	Maple BRW-DIC-3029-45-M	30w 29d 45h	\$7,482
Dictionary Stand, Table Top	BRW-RVL-DIC-2114-8-RO	21w 14d 8h	\$1,580
	BRW-RVL-DIC-2114-8-C	21w 14d 8h	\$1,580
	BRW-RVL-DIC-2114-8-M	21w 14d 8h	\$1,580



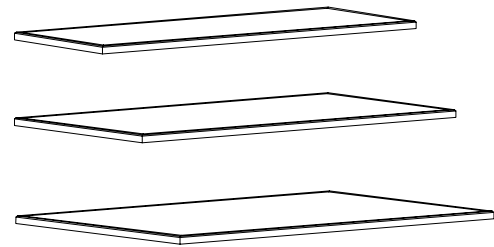
Atlas Stand with metal horizontal reveal detail.	Red Oak BRW-ATL-3028-45-RO	30w 28d 45h	\$10,148
	Cherry BRW-ATL-3028-45-C	30w 28d 45h	\$10,435
	Maple BRW-ATL-3028-45-M	30w 28d 45h	\$10,620

END PANELS



DESCRIPTION	ITEM NO	SIZE	STANDARD LIST
End Panels with metal horizontal reveal detail.			
Single Faced End Panel Up to 66" high (h) Up to 90" high (h)	Red Oak BRW-EP-SF-1266-RO	12w 66h 1.25th	\$1,404
	BRW-EP-SF-1290-RO	12w 90h 1.25th	\$1,422
Double Faced End Panel Up to 66" high (h) Up to 90" high (h)	BRW-EP-DF-2466-RO	24w 66h 1.25th	\$1,630
	BRW-EP-DF-2490-RO	24w 90h 1.25th	\$1,648
Single Faced End Panel Up to 66" high (h) Up to 90" high (h)	Cherry BRW-EP-SF-1266-C	12w 66h 1.25th	\$1,427
	BRW-EP-SF-1290-C	12w 90h 1.25th	\$1,449
Double Faced End Panel Up to 66" high (h) Up to 90" high (h)	BRW-EP-DF-2466-C	24w 66h 1.25th	\$1,675
	BRW-EP-DF-2490-C	24w 90h 1.25th	\$1,689
Single Faced End Panel Up to 66" high (h) Up to 90" high (h)	Maple BRW-EP-SF-1266-M	12w 66h 1.25th	\$1,404
	BRW-EP-SF-1290-M	12w 90h 1.25th	\$1,427
Double Faced End Panel Up to 66" high (h) Up to 90" high (h)	BRW-EP-DF-2466-M	24w 66h 1.25th	\$1,653
	BRW-EP-DF-2490-M	24w 90h 1.25th	\$1,666

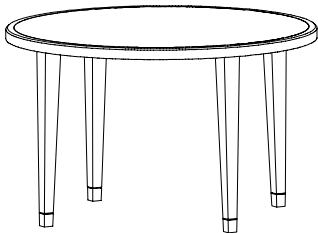
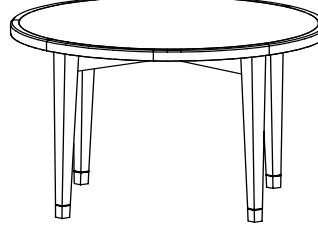
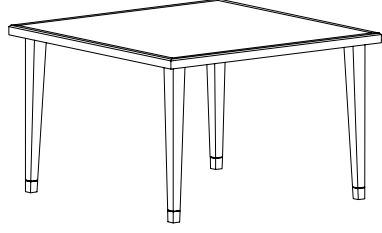
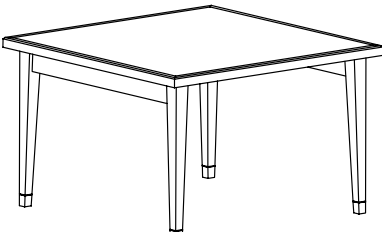
TOP CAPS



Single Faced Width Top Cap Priced per foot length (l)	Red Oak BRW-TC-SF-12xx-RO	12w xxl 1.25th	\$158 per linear foot
Double Faced Width Top Cap Priced per foot length (l)	BRW-TC-DF-24xx-RO	24w xxl 1.25th	\$203 per linear foot
File Cabinet Width Top Cap Priced per foot length (l)	BRW-TC-FC-36xx-RO	36w xxl 1.25th	\$280 per linear foot
Single Faced Width Top Cap Priced per foot length (l)	Cherry BRW-TC-SF-12xx-C	12w xxl 1.25th	\$167 per linear foot
Double Faced Width Top Cap Priced per foot length (l)	BRW-TC-DF-24xx-C	24w xxl 1.25th	\$212 per linear foot
File Cabinet Width Top Cap Priced per foot length (l)	BRW-TC-FC-36xx-C	36w xxl 1.25th	\$316 per linear foot
Single Faced Width Top Cap Priced per foot length (l)	Maple BRW-TC-SF-12xx-M	12w xxl 1.25th	\$163 per linear foot
Double Faced Width Top Cap Priced per foot length (l)	BRW-TC-DF-24xx-M	24w xxl 1.25th	\$208 per linear foot
File Cabinet Width Top Cap Priced per foot length (l)	BRW-TC-FC-36xx-M	36w xxl 1.25th	\$293 per linear foot
Filler Strip Moulding Small-Finished filler strip	BRW-FLLR-3-3-96	8 ft. lengths	\$542 per 8 ft. length
Filler Strip Moulding Large-Finished filler strip	BRW-FLLR-6-3-96	8 ft. lengths	\$813 per 8 ft. length

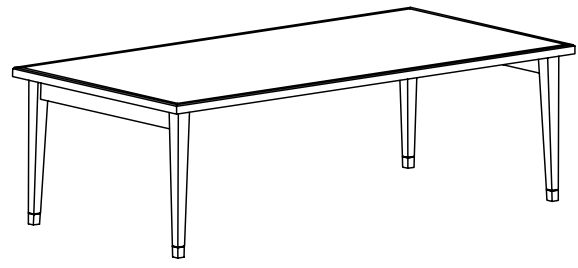
Plastic laminate or Marmoleum® top standard, veneer top add 20%
 No Metal Inlays: Table deduct \$77.00 Carrel deduct \$ 50.00
 Plain Panels without reveals deduct \$ 50.00
 Custom modifications, youth and standing heights available upon request.

STUDY TABLES

	DESCRIPTION	ITEM NO	SIZE	STANDARD LIST
	Round Study Table with edgeband, 4 wood legs. Note: Table is not ADA Compliant.	Red Oak		
		CER-TBL-42-30-RO	42 Dia. 30h	\$4,741
		CER-TBL-48-30-RO	48 Dia. 30h	\$5,111
		Cherry		
		CER-TBL-42-30-C	42 Dia. 30h	\$4,768
		CER-TBL-48-30-C	48 Dia. 30h	\$5,166
		Maple		
		CER-TBL-42-30-M	42 Dia. 30h	\$4,714
		CER-TBL-48-30-M	48 Dia. 30h	\$5,080
	Round Study Table with edgeband, X-base. Note: Table is not ADA Compliant.	Red Oak		
		CER-TBX-48-30-RO	48 Dia. 30h	\$5,111
		CER-TBX-54-30-RO	54 Dia. 30h	\$5,888
		CER-TBX-60-30-RO	60 Dia. 30h	\$5,987
		Cherry		
		CER-TBX-48-30-C	48 Dia. 30h	\$5,166
		CER-TBX-54-30-C	54 Dia. 30h	\$6,014
		CER-TBX-60-30-C	60 Dia. 30h	\$6,136
		Maple		
CER-TBX-48-30-M	48 Dia. 30h	\$5,080		
CER-TBX-54-30-M	54 Dia. 30h	\$5,920		
CER-TBX-60-30-M	60 Dia. 30h	\$6,032		
	Square Study Table with edgeband, 4 wood legs.	Red Oak		
		CER-TBL-4242-30-RO	42w 42d 30h	\$4,637
		CER-TBL-4848-30-RO	48w 48d 30h	\$4,728
		Cherry		
		CER-TBL-4242-30-C	42w 42d 30h	\$4,705
		CER-TBL-4848-30-C	48w 48d 30h	\$4,782
Maple				
CER-TBL-4242-30-M	42w 42d 30h	\$4,637		
CER-TBL-4848-30-M	48w 48d 30h	\$4,764		
	Square Study Table with edgeband, stretcher base.	Red Oak		
		CER-TBL-5454-30-RO	54w 54d 30h	\$5,459
		CER-TBL-6060-30-RO	60w 60d 30h	\$5,549
		Cherry		
		CER-TBL-5454-30-C	54w 54d 30h	\$5,676
		CER-TBL-6060-30-C	60w 60d 30h	\$5,798
Maple				
CER-TBL-5454-30-M	54w 54d 30h	\$5,590		
CER-TBL-6060-30-M	60w 60d 30h	\$5,662		

Plastic laminate or Marmoleum® top standard, veneer top add 10%
 Electrical, wire management and accessories available, see electrical section for options
 Custom modifications, youth and standing heights available upon request.

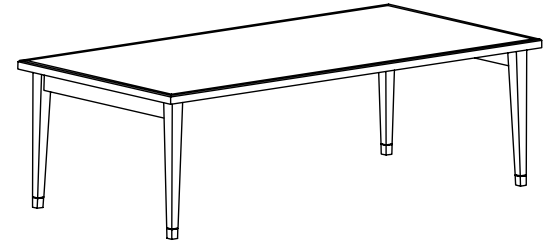
STUDY TABLES



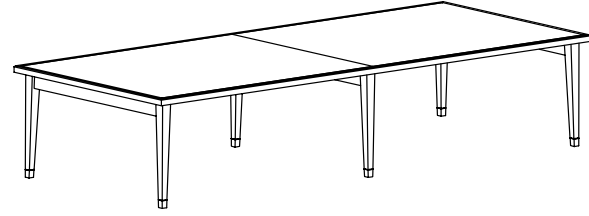
DESCRIPTION	ITEM NO	SIZE	STANDARD LIST
Rectangular Study Table with edgeband, wood legs.	Red Oak		
	CER-TBL-6036-30-RO	60w 36d 30h	\$5,238
	CER-TBL-7236-30-RO	72w 36d 30h	\$5,306
	CER-TBL-4836-30-RO	48w 36d 30h	\$4,425
	CER-TBL-6042-30-RO	60w 42d 30h	\$5,540
	CER-TBL-7242-30-RO	72w 42d 30h	\$5,572
	CER-TBL-8442-30-RO	84w 42d 30h	\$5,874
	CER-TBL-9642-30-RO	96w 42d 30h	\$5,983
	CER-TBL-6048-30-RO	60w 48d 30h	\$5,716
	CER-TBL-7248-30-RO	72w 48d 30h	\$5,861
	CER-TBL-8448-30-RO	84w 48d 30h	\$5,996
	CER-TBL-9648-30-RO	96w 48d 30h	\$6,358
	CER-TBL-10848-30-RO	108w 48d 30h	\$8,069
	CER-TBL-8454-30-RO	84w 54d 30h	\$6,051
	CER-TBL-9654-30-RO	96w 54d 30h	\$6,358
	CER-TBL-10854-30-RO	108w 54d 30h	\$8,119
	CER-TBL-12054-30-RO	120w 54d 30h	\$8,426
	CER-TBL-8460-30-RO	84w 60d 30h	\$6,258
	CER-TBL-9660-30-RO	96w 60d 30h	\$6,385
	CER-TBL-10860-30-RO	108w 60d 30h	\$8,326
	CER-TBL-12060-30-RO	120w 60d 30h	\$8,466
	Cherry		
	CER-TBL-4836-30-C	48w 36d 30h	\$4,488
	CER-TBL-6036-30-C	60w 36d 30h	\$5,391
	CER-TBL-7236-30-C	72w 36d 30h	\$5,482
	CER-TBL-4842-30-C	48w 42d 30h	\$5,712
CER-TBL-6042-30-C	60w 42d 30h	\$5,712	
CER-TBL-7242-30-C	72w 42d 30h	\$5,775	
CER-TBL-8442-30-C	84w 42d 30h	\$6,078	
CER-TBL-9642-30-C	96w 42d 30h	\$6,200	
CER-TBL-6048-30-C	60w 48d 30h	\$5,915	
CER-TBL-7248-30-C	72w 48d 30h	\$6,105	
CER-TBL-8448-30-C	84w 48d 30h	\$6,272	
CER-TBL-9648-30-C	96w 48d 30h	\$6,656	
CER-TBL-10848-30-C	108w 48d 30h	\$8,394	
CER-TBL-8454-30-C	84w 54d 30h	\$6,335	
CER-TBL-9654-30-C	96w 54d 30h	\$6,674	
CER-TBL-10854-30-C	108w 54d 30h	\$8,457	
CER-TBL-12054-30-C	120w 54d 30h	\$8,796	
CER-TBL-8460-30-C	84w 60d 30h	\$6,556	
CER-TBL-9660-30-C	96w 60d 30h	\$6,710	
CER-TBL-10860-30-C	108w 60d 30h	\$8,683	
CER-TBL-12060-30-C	120w 60d 30h	\$8,845	

Plastic laminate or Marmoleum® top standard, veneer top add 10%
 Electrical, wire management and accessories available, see electrical section for options
 Custom modifications, youth and standing heights available upon request.

STUDY TABLES



DESCRIPTION	ITEM NO	SIZE	STANDARD LIST
Rectangular Study Table with edgeband, wood legs.	Maple		
	CER-TBL-4836-30-M	48w 36d 30h	\$4,470
	CER-TBL-6036-30-M	60w 36d 30h	\$5,333
	CER-TBL-7236-30-M	72w 36d 30h	\$5,414
	CER-TBL-4842-30-M	48w 42d 30h	\$5,644
	CER-TBL-6042-30-M	60w 42d 30h	\$5,644
	CER-TBL-7242-30-M	72w 42d 30h	\$5,685
	CER-TBL-8442-30-M	84w 42d 30h	\$5,996
	CER-TBL-9642-30-M	96w 42d 30h	\$6,118
	CER-TBL-6048-30-M	60w 48d 30h	\$5,856
	CER-TBL-7248-30-M	72w 48d 30h	\$6,010
	CER-TBL-8448-30-M	84w 48d 30h	\$6,163
	CER-TBL-9648-30-M	96w 48d 30h	\$6,538
	CER-TBL-10848-30-M	108w 48d 30h	\$8,268
	CER-TBL-8454-30-M	84w 54d 30h	\$6,227
	CER-TBL-9654-30-M	96w 54d 30h	\$6,552
	CER-TBL-10854-30-M	108w 54d 30h	\$8,326
	CER-TBL-12054-30-M	120w 54d 30h	\$8,651
	CER-TBL-8460-30-M	84w 60d 30h	\$6,439
	CER-TBL-9660-30-M	96w 60d 30h	\$6,583
CER-TBL-10860-30-M	108w 60d 30h	\$8,543	
CER-TBL-12060-30-M	120w 60d 30h	\$8,701	



Rectangular Study Table with edgeband, 6 wood legs.	Red Oak		
	CER-TBL-13254-30-RO	132w 54d 30h	\$9,401
	CER-TBL-14454-30-RO	144w 54d 30h	\$9,541
	CER-TBL-13260-30-RO	132w 60d 30h	\$9,703
	CER-TBL-14460-30-RO	144w 60d 30h	\$9,762
	Cherry		
	CER-TBL-13254-30-C	132w 54d 30h	\$9,884
	CER-TBL-14454-30-C	144w 54d 30h	\$10,056
	CER-TBL-13260-30-C	132w 60d 30h	\$10,209
	CER-TBL-14460-30-C	144w 60d 30h	\$10,254
	Maple		
	CER-TBL-13254-30-M	132w 54d 30h	\$9,622
	CER-TBL-14454-30-M	144w 54d 30h	\$9,866
	CER-TBL-13260-30-M	132w 60d 30h	\$9,934
	CER-TBL-14460-30-M	144w 60d 30h	\$10,001

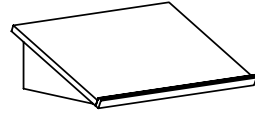
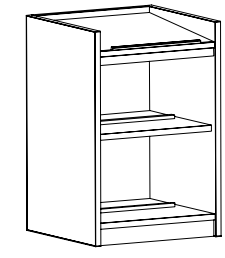
Plastic laminate or Marmoleum® top standard, veneer top add 10%
 Electrical, wire management and accessories available, see electrical section for options
 Custom modifications, youth and standing heights available upon request.

TABLE CARRELS

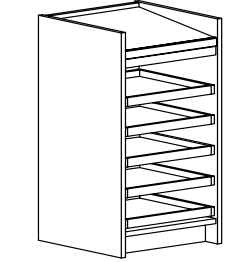
	DESCRIPTION	ITEM NO	SIZE	STANDARD LIST
	One Person Table Carrel with Marmoleum or plastic laminate top, wood edge, surround.	Red Oak		
		CER-TBL-CRL-3632-45-RO	36w 32d 45h	\$5,861
		CER-TBL-CRL-4232-45-RO	42w 32d 45h	\$5,893
		CER-TBL-CRL-4832-45-RO	48w 32d 45h	\$5,924
		CER-TBL-CRL-5432-45-RO	54w 32d 45h	\$6,150
		Cherry		
		CER-TBL-CRL-3632-45-C	36w 32d 45h	\$6,051
		CER-TBL-CRL-4232-45-C	42w 32d 45h	\$6,091
		CER-TBL-CRL-4832-45-C	48w 32d 45h	\$6,132
		CER-TBL-CRL-5432-45-C	54w 32d 45h	\$6,358
		Maple		
		CER-TBL-CRL-3632-45-M	36w 32d 45h	\$5,929
		CER-TBL-CRL-4232-45-M	42w 32d 45h	\$5,965
CER-TBL-CRL-4832-45-M	48w 32d 45h	\$6,001		
CER-TBL-CRL-5432-45-M	54w 32d 45h	\$6,358		
	Two Person, Single Faced Table Carrel Marmoleum or plastic laminate top, wood edge, surround.	Red Oak		
		CER-TBL-CRL-7232-45-RO	72w 32d 45h	\$6,976
		CER-TBL-CRL-8432-45-RO	84w 32d 45h	\$7,057
		CER-TBL-CRL-9632-45-RO	96w 32d 45h	\$7,139
		CER-TBL-CRL-10832-45-RO	108w 32d 45h	\$8,945
		Cherry		
		CER-TBL-CRL-7232-45-C	72w 32d 45h	\$7,215
		CER-TBL-CRL-8432-45-C	84w 32d 45h	\$7,310
		CER-TBL-CRL-9632-45-C	96w 32d 45h	\$7,410
		CER-TBL-CRL-10832-45-C	108w 32d 45h	\$9,216
		Maple		
		CER-TBL-CRL-7232-45-M	72w 32d 45h	\$7,076
		CER-TBL-CRL-8432-45-M	84w 32d 45h	\$7,161
CER-TBL-CRL-9632-45-M	96w 32d 45h	\$7,252		
CER-TBL-CRL-10832-45-M	108w 32d 45h	\$9,058		
	Two Person, Double Faced Table Carrel Marmoleum or plastic laminate top, wood edge, surround.	Red Oak		
		CER-TBL-CRL-3660-45-RO	36w 60d 45h	\$6,466
		CER-TBL-CRL-4260-45-RO	42w 60d 45h	\$6,570
		CER-TBL-CRL-4860-45-RO	48w 60d 45h	\$6,683
		CER-TBL-CRL-5460-45-RO	54w 60d 45h	\$6,908
		Cherry		
		CER-TBL-CRL-3660-45-C	36w 60d 45h	\$6,723
		CER-TBL-CRL-4260-45-C	42w 60d 45h	\$6,841
		CER-TBL-CRL-4860-45-C	48w 60d 45h	\$6,972
		CER-TBL-CRL-5460-45-C	54w 60d 45h	\$6,908
		Maple		
		CER-TBL-CRL-3660-45-M	36w 60d 45h	\$6,601
		CER-TBL-CRL-4260-45-M	42w 60d 45h	\$6,714
CER-TBL-CRL-4860-45-M	48w 60d 45h	\$6,836		
CER-TBL-CRL-5460-45-M	54w 60d 45h	\$6,908		
	Four Person, Double Faced Table Carrel Marmoleum or plastic laminate top, wood edge, surround.	Red Oak		
		CER-TBL-CRL-7260-45-RO	72w 60d 45h	\$8,376
		CER-TBL-CRL-8460-45-RO	84w 60d 45h	\$8,520
		CER-TBL-CRL-9660-45-RO	96w 60d 45h	\$8,687
		CER-TBL-CRL-10860-45-RO	108w 60d 45h	\$10,493
		Cherry		
		CER-TBL-CRL-7260-45-C	72w 60d 45h	\$8,760
		CER-TBL-CRL-8460-45-C	84w 60d 45h	\$8,931
		CER-TBL-CRL-9660-45-C	96w 60d 45h	\$9,116
		CER-TBL-CRL-10860-45-C	108w 60d 45h	\$10,922
		Maple		
		CER-TBL-CRL-7260-45-M	72w 60d 45h	\$8,561
		CER-TBL-CRL-8460-45-M	84w 60d 45h	\$8,724
CER-TBL-CRL-9660-45-M	96w 60d 45h	\$8,891		
CER-TBL-CRL-10860-45-M	108w 60d 45h	\$10,697		

Plastic laminate or Marmoleum® top standard, veneer top add 10%
 Electrical, wire management and accessories available, see electrical section for options
 Custom modifications, youth and standing heights available upon request.

ACCESSORIES

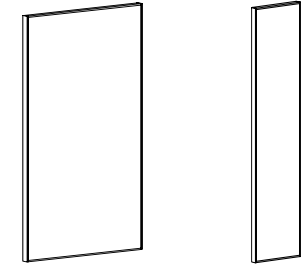


DESCRIPTION	ITEM NO	SIZE	STANDARD LIST
Dictionary Stand	Red Oak CER-DIC-3028-45-RO	30w 28d 45h	\$9,125
	Cherry CER-DIC-3028-45-C	30w 28d 45h	\$10,109
	Maple CER-DIC-3028-45-M	30w 28d 45h	\$9,604
Dictionary Stand, Table Top	CER-RVL-DIC-2114-8-RO	21w 14d 8h	\$1,580
	CER-RVL-DIC-2114-8-C	21w 14d 8h	\$1,580
	CER-RVL-DIC-2114-8-M	21w 14d 8h	\$1,580



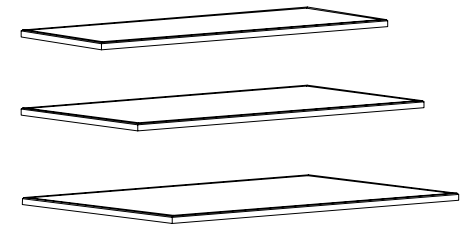
Atlas Stand	Red Oak CER-ATL-3028-45-RO	30w 28d 45h	\$11,378
	Cherry CER-ATL-3028-45-C	30w 28d 45h	\$12,611
	Maple CER-ATL-3028-45-M	30w 28d 45h	\$11,979

END PANELS



Single Faced End Panel Up to 66" high (h) Up to 90" high (h)	Red Oak CER-EP-SF-1266-RO	12w 66h 1.25th	\$1,287
	CER-EP-SF-1290-RO	12w 90h 1.25th	\$1,305
Double Faced End Panel Up to 66" high (h) Up to 90" high (h)	CER-EP-DF-2466-RO	24w 66h 1.25th	\$1,413
	CER-EP-DF-2490-RO	24w 90h 1.25th	\$1,517
Single Faced End Panel Up to 66" high (h) Up to 90" high (h)	Cherry CER-EP-SF-1266-C	12w 66h 1.25th	\$1,314
	CER-EP-SF-1290-C	12w 90h 1.25th	\$1,350
Double Faced End Panel Up to 66" high (h) Up to 90" high (h)	CER-EP-DF-2466-C	24w 66h 1.25th	\$1,490
	CER-EP-DF-2490-C	24w 90h 1.25th	\$1,607
Single Faced End Panel Up to 66" high (h) Up to 90" high (h)	Maple CER-EP-SF-1266-M	12w 66h 1.25th	\$1,291
	CER-EP-SF-1290-M	12w 90h 1.25th	\$1,309
Double Faced End Panel Up to 66" high (h) Up to 90" high (h)	CER-EP-DF-2466-M	24w 66h 1.25th	\$1,436
	CER-EP-DF-2490-M	24w 90h 1.25th	\$1,544

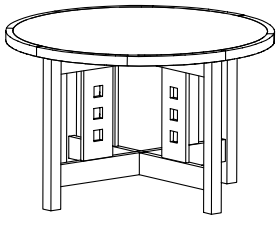
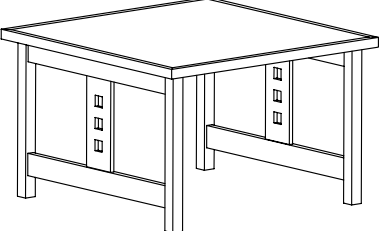
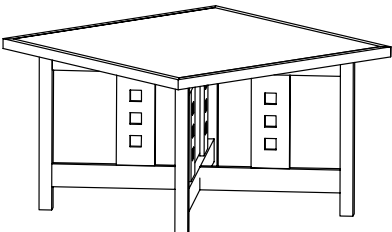
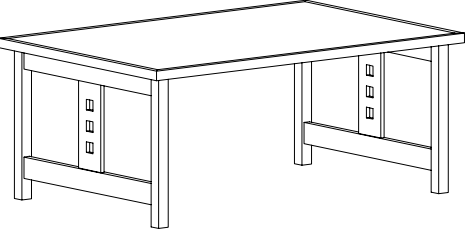
TOP CAPS



Single Faced Width Top Cap Priced per foot length (l)	Red Oak CER-TC-SF-12xx-RO	12w xxl 1.25th	\$158 per linear foot
	CER-TC-DF-24xx-RO	24w xxl 1.25th	\$203 per linear foot
Double Faced Width Top Cap Priced per foot length (l)	CER-TC-FC-36xx-RO	36w xxl 1.25th	\$280 per linear foot
	Cherry CER-TC-SF-12xx-C	12w xxl 1.25th	\$167 per linear foot
Double Faced Width Top Cap Priced per foot length (l)	CER-TC-DF-24xx-C	24w xxl 1.25th	\$212 per linear foot
	CER-TC-FC-36xx-C	36w xxl 1.25th	\$316 per linear foot
Single Faced Width Top Cap Priced per foot length (l)	Maple CER-TC-SF-12xx-M	12w xxl 1.25th	\$163 per linear foot
	CER-TC-DF-24xx-M	24w xxl 1.25th	\$208 per linear foot
Double Faced Width Top Cap Priced per foot length (l)	CER-TC-FC-36xx-M	36w xxl 1.25th	\$293 per linear foot
	Filler Strip Moulding Small-Finished filler strip	CER-FLLR-3-3-96	8 ft. lengths
Filler Strip Moulding Large-Finished filler strip	CER-FLLR-6-3-96	8 ft. lengths	\$813 per 8 ft. length

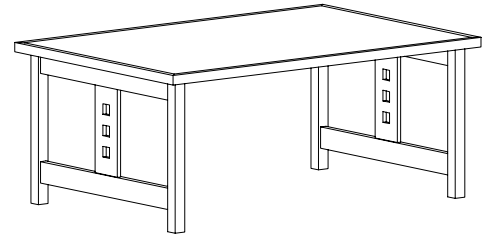
Plastic laminate or Marmoleum® top standard, veneer top add 20%
Custom modifications upon request.

STUDY TABLES

	DESCRIPTION	ITEM NO	SIZE	STANDARD LIST
	Round Study Table with edgeband, 4 wood legs. X-base with 3 square detail. Note: Table is not ADA compliant.	Red Oak		
		CHR-TBX-48-30-RO	48 Dia. 30h	\$5,621
		CHR-TBX-54-30-RO	54 Dia. 30h	\$6,448
		CHR-TBX-60-30-RO	60 Dia. 30h	\$6,926
		Cherry		
		CHR-TBX-48-30-C	48 Dia. 30h	\$5,802
		CHR-TBX-54-30-C	54 Dia. 30h	\$7,111
		CHR-TBX-60-30-C	60 Dia. 30h	\$7,328
		Maple		
		CHR-TBX-48-30-M	48 Dia. 30h	\$5,658
		CHR-TBX-54-30-M	54 Dia. 30h	\$6,583
		CHR-TBX-60-30-M	60 Dia. 30h	\$6,971
	Square Study Table with edgeband, 4 wood legs. Stretcher base with 3 square detail.	Red Oak		
		CHR-TBL-4848-30-RO	48w 48d 30h	\$5,025
		CHR-TBL-5454-30-RO	54w 54d 30h	\$6,064
		CHR-TBL-6060-30-RO	60w 60d 30h	\$6,344
		Cherry		
		CHR-TBL-4848-30-C	48w 48d 30h	\$5,274
		CHR-TBL-5454-30-C	54w 54d 30h	\$6,524
		CHR-TBL-6060-30-C	60w 60d 30h	\$6,682
		Maple		
		CHR-TBX-4848-30-M	48w 48d 30h	\$5,192
		CHR-TBX-5454-30-M	54w 54d 30h	\$6,276
		CHR-TBX-6060-30-M	60w 60d 30h	\$6,412
	Square Study Table with X-Base with 3 square detail. Note: Table is not ADA compliant.	Red Oak		
		CHR-TBX-4848-30-RO	48w 48d 30h	\$5,174
		CHR-TBX-5454-30-RO	54w 54d 30h	\$6,213
		CHR-TBX-6060-30-RO	60w 60d 30h	\$6,380
		Cherry		
		CHR-TBX-4848-30-C	48w 48d 30h	\$5,323
		CHR-TBX-5454-30-C	54w 54d 30h	\$6,570
		CHR-TBX-6060-30-C	60w 60d 30h	\$6,710
		Maple		
		CHR-TBX-4848-30-M	48w 48d 30h	\$5,192
		CHR-TBX-5454-30-M	54w 54d 30h	\$6,276
		CHR-TBX-6060-30-M	60w 60d 30h	\$6,412
	Rectangular Study Table with edgeband, 4 wood legs, splat with 3 square detail.	Red Oak		
		CHR-TBL-4836-30-RO	48w 36d 30h	\$4,678
		CHR-TBL-6036-30-RO	60w 36d 30h	\$4,922
		CHR-TBL-7236-30-RO	72w 36d 30h	\$5,034
		CHR-TBL-4842-30-RO	48w 42d 30h	\$5,305
		CHR-TBL-6042-30-RO	60w 42d 30h	\$5,305
		CHR-TBL-7242-30-RO	72w 42d 30h	\$5,409
		CHR-TBL-8442-30-RO	84w 42d 30h	\$5,635
		CHR-TBL-9642-30-RO	96w 42d 30h	\$5,897
		CHR-TBL-6048-30-RO	60w 48d 30h	\$5,274
		CHR-TBL-7248-30-RO	72w 48d 30h	\$5,716
		CHR-TBL-8448-30-RO	84w 48d 30h	\$5,861
		CHR-TBL-9648-30-RO	96w 48d 30h	\$6,312
		CHR-TBL-10848-30-RO	108w 48d 30h	\$7,744
		CHR-TBL-8454-30-RO	84w 54d 30h	\$6,249
		CHR-TBL-9654-30-RO	96w 54d 30h	\$6,375
		CHR-TBL-10854-30-RO	108w 54d 30h	\$7,924
		CHR-TBL-12054-30-RO	120w 54d 30h	\$8,412
		CHR-TBL-8460-30-RO	84w 60d 30h	\$6,515
		CHR-TBL-9660-30-RO	96w 60d 30h	\$6,642
		CHR-TBL-10860-30-RO	108w 60d 30h	\$8,376
		CHR-TBL-12060-30-RO	120w 60d 30h	\$8,502

Plastic laminate or Marmoleum® top standard, veneer top add 10%
 Electrical, wire management and accessories available, see electrical section for options
 Custom modifications, youth and standing heights available upon request.

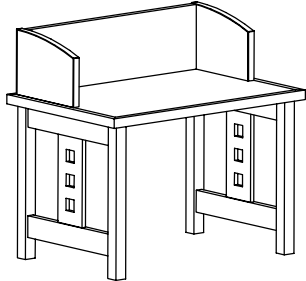
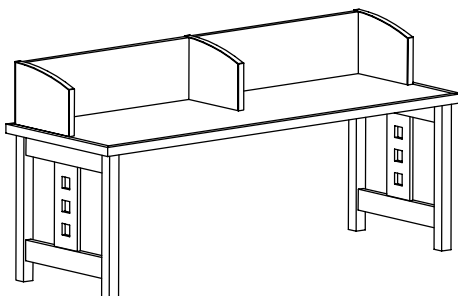
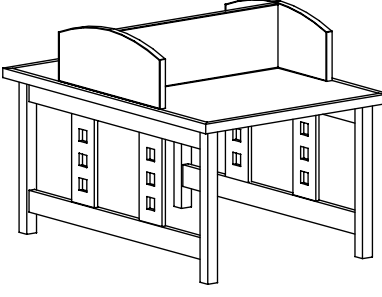
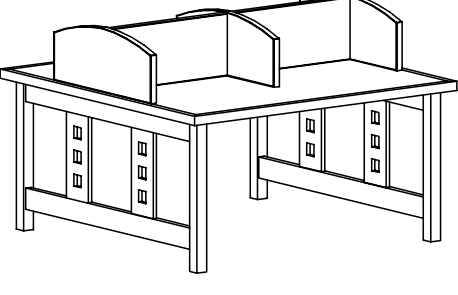
STUDY TABLES



DESCRIPTION	ITEM NO	SIZE	STANDARD LIST
Rectangular Study Table with edgeband, 4 wood legs, splat with 3 square detail.	Cherry		
	CHR-TBL-4836-30-C	48w 36d 30h	\$4,876
	CHR-TBL-6036-30-C	60w 36d 30h	\$5,134
	CHR-TBL-7236-30-C	72w 36d 30h	\$5,215
	CHR-TBL-4842-30-C	48w 42d 30h	\$5,518
	CHR-TBL-6042-30-C	60w 42d 30h	\$5,518
	CHR-TBL-7242-30-C	72w 42d 30h	\$5,667
	CHR-TBL-8442-30-C	84w 42d 30h	\$5,892
	CHR-TBL-9642-30-C	96w 42d 30h	\$6,150
	CHR-TBL-6048-30-C	60w 48d 30h	\$5,477
	CHR-TBL-7248-30-C	72w 48d 30h	\$6,014
	CHR-TBL-8448-30-C	84w 48d 30h	\$6,181
	CHR-TBL-9648-30-C	96w 48d 30h	\$6,669
	CHR-TBL-10848-30-C	108w 48d 30h	\$8,105
	CHR-TBL-8454-30-C	84w 54d 30h	\$6,714
	CHR-TBL-9654-30-C	96w 54d 30h	\$6,859
	CHR-TBL-10854-30-C	108w 54d 30h	\$8,434
	CHR-TBL-12054-30-C	120w 54d 30h	\$8,949
	CHR-TBL-8460-30-C	84w 60d 30h	\$7,053
	CHR-TBL-9660-30-C	96w 60d 30h	\$7,211
	CHR-TBL-10860-30-C	108w 60d 30h	\$8,967
	CHR-TBL-12060-30-C	120w 60d 30h	\$9,121
	Maple		
	CHR-TBL-4836-30-M	48w 36d 30h	\$4,723
	CHR-TBL-6036-30-M	60w 36d 30h	\$4,971
	CHR-TBL-7236-30-M	72w 36d 30h	\$5,057
	CHR-TBL-4842-30-M	48w 42d 30h	\$5,350
	CHR-TBL-6042-30-M	60w 42d 30h	\$5,350
	CHR-TBL-7242-30-M	72w 42d 30h	\$5,468
	CHR-TBL-8442-30-M	84w 42d 30h	\$5,712
CHR-TBL-9642-30-M	96w 42d 30h	\$5,960	
CHR-TBL-6048-30-M	60w 48d 30h	\$5,405	
CHR-TBL-7248-30-M	72w 48d 30h	\$5,807	
CHR-TBL-8448-30-M	84w 48d 30h	\$5,969	
CHR-TBL-9648-30-M	96w 48d 30h	\$6,439	
CHR-TBL-10848-30-M	108w 48d 30h	\$7,874	
CHR-TBL-8454-30-M	84w 54d 30h	\$6,488	
CHR-TBL-9654-30-M	96w 54d 30h	\$6,624	
CHR-TBL-10854-30-M	108w 54d 30h	\$8,191	
CHR-TBL-12054-30-M	120w 54d 30h	\$8,696	
CHR-TBL-8460-30-M	84w 60d 30h	\$6,786	
CHR-TBL-9660-30-M	96w 60d 30h	\$6,926	
CHR-TBL-10860-30-M	108w 60d 30h	\$8,674	
CHR-TBL-12060-30-M	120w 60d 30h	\$8,818	
Rectangular Study Table with edgeband, wood legs. 6 Leg Base	Red Oak		
	CHR-TBL-13254-30-RO	132w 54d 30h	\$9,374
	CHR-TBL-14454-30-RO	144w 54d 30h	\$9,374
	CHR-TBL-13260-30-RO	132w 60d 30h	\$9,773
	CHR-TBL-14460-30-RO	144w 60d 30h	\$9,773
	Cherry		
	CHR-TBL-13254-30-C	132w 54d 30h	\$10,071
	CHR-TBL-14454-30-C	144w 54d 30h	\$10,071
	CHR-TBL-13260-30-C	132w 54d 30h	\$10,579
	CHR-TBL-14460-30-C	144w 54d 30h	\$10,579
	Maple		
	CHR-TBL-13254-30-M	132w 54d 30h	\$9,732
	CHR-TBL-14454-30-M	144w 54d 30h	\$9,732
	CHR-TBL-13260-30-M	132w 60d 30h	\$10,179
	CHR-TBL-14460-30-M	144w 560d 30h	\$10,179

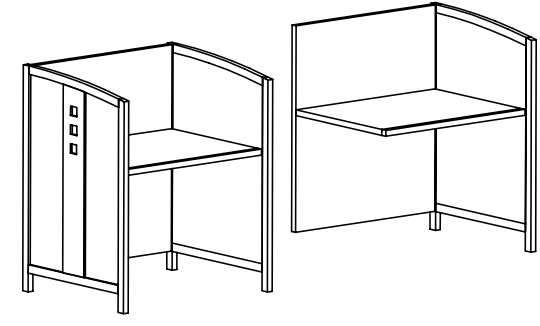
Plastic laminate or Marmoleum® top standard, veneer top add 10%
 Electrical, wire management and accessories available, see electrical section for options
 Custom modifications, youth and standing heights available upon request.

TABLE CARRELS

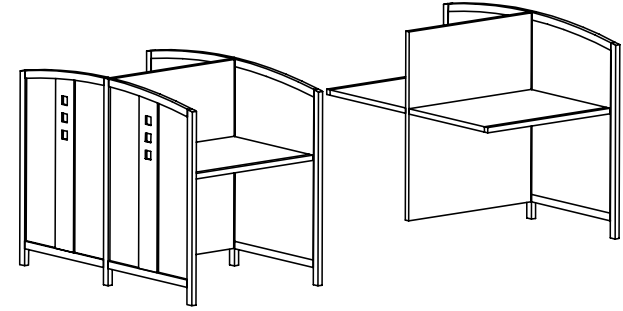
	DESCRIPTION	ITEM NO	SIZE	STANDARD LIST	
	One Person Table Carrel with Marmoleum or plastic laminate top, wood edge, surround.	Red Oak			
		CHR-TBL-CRL-3632-42-RO	36w 32d 42h	\$5,192	
		CHR-TBL-CRL-4232-42-RO	42w 32d 42h	\$5,238	
		CHR-TBL-CRL-4832-42-RO	48w 32d 42h	\$5,360	
		Cherry			
		CHR-TBL-CRL-3632-42-C	36w 32d 42h	\$5,450	
		CHR-TBL-CRL-4232-42-C	42w 32d 42h	\$5,504	
		CHR-TBL-CRL-4832-42-C	48w 32d 42h	\$5,635	
		Maple			
CHR-TBL-CRL-3632-42-M	36w 32d 42h	\$5,287			
CHR-TBL-CRL-4232-42-M	42w 32d 42h	\$5,341			
CHR-TBL-CRL-4832-42-M	48w 32d 42h	\$5,463			
	Two Person, Single Faced Table Carrel Marmoleum or plastic laminate top, wood edge, surround.	Red Oak			
		CHR-TBL-CRL-7232-42-RO	72w 32d 42h	\$6,705	
		CHR-TBL-CRL-8432-42-RO	84w 32d 42h	\$6,877	
		CHR-TBL-CRL-9632-42-RO	96w 32d 42h	\$6,958	
		Cherry			
		CHR-TBL-CRL-7232-42-C	72w 32d 42h	\$7,057	
		CHR-TBL-CRL-8432-42-C	84w 32d 42h	\$7,242	
		CHR-TBL-CRL-9632-42-C	96w 32d 42h	\$7,342	
		Maple			
CHR-TBL-CRL-7232-42-M	72w 32d 42h	\$6,831			
CHR-TBL-CRL-8432-42-M	84w 32d 42h	\$7,012			
CHR-TBL-CRL-9632-42-M	96w 32d 42h	\$7,107			
	Two Person, Double Faced Table Carrel Marmoleum or plastic laminate top, wood edge, surround.	Red Oak			
		CHR-TBL-CRL-3660-42-RO	36w 60d 42h	\$5,996	
		CHR-TBL-CRL-4260-42-RO	42w 60d 42h	\$6,105	
		CHR-TBL-CRL-4860-42-RO	48w 60d 42h	\$6,172	
		Cherry			
		CHR-TBL-CRL-3660-42-C	36w 60d 42h	\$6,421	
		CHR-TBL-CRL-4260-42-C	42w 60d 42h	\$6,538	
		CHR-TBL-CRL-4860-42-C	48w 60d 42h	\$6,619	
		Maple			
CHR-TBL-CRL-3660-42-M	36w 60d 42h	\$6,190			
CHR-TBL-CRL-4260-42-M	42w 60d 42h	\$6,308			
CHR-TBL-CRL-4860-42-M	48w 60d 42h	\$6,384			
	Four Person, Double Faced Table Carrel Marmoleum or plastic laminate top, wood edge, surround.	Red Oak			
		CHR-TBL-CRL-7260-42-RO	72w 60d 42h	\$8,091	
		CHR-TBL-CRL-8460-42-RO	84w 60d 42h	\$8,236	
		CHR-TBL-CRL-9660-42-RO	96w 60d 42h	\$8,371	
		Cherry			
		CHR-TBL-CRL-7260-42-C	72w 60d 42h	\$8,638	
		CHR-TBL-CRL-8460-42-C	84w 60d 42h	\$8,809	
		CHR-TBL-CRL-9660-42-C	96w 60d 42h	\$8,972	
		Maple			
CHR-TBL-CRL-7260-42-M	72w 60d 42h	\$8,335			
CHR-TBL-CRL-8460-42-M	84w 60d 42h	\$8,498			
CHR-TBL-CRL-9660-42-M	96w 60d 42h	\$8,651			

Plastic laminate or Marmoleum® top standard, veneer top add 10%
 Electrical, wire management and accessories available, see electrical section for options
 Option: Straight Top Rail (same price)
 Custom modifications, youth and standing heights available upon request.

PANEL CARRELS



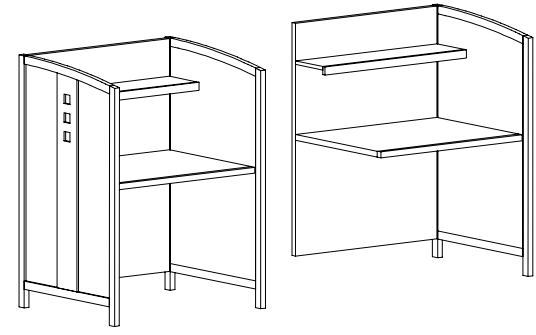
DESCRIPTION	ITEM NO	SIZE	STANDARD LIST
Single Faced, One Person Study Carrel with plastic laminate top.	Red Oak		
	Starter CHR-CRL-STR-3630-48-RO	36w 30d 48h	\$4,985
	Adder CHR-CRL-ADR-3530-48-RO	35w 30d 48h	\$4,429
	Starter CHR-CRL-STR-4230-48-RO	42w 30d 48h	\$5,034
	Adder CHR-CRL-ADR-4130-48-RO	41w 30d 48h	\$4,470
	Starter CHR-CRL-STR-4830-48-RO	48w 30d 48h	\$5,093
	Adder CHR-CRL-ADR-4730-48-RO	47w 30d 48h	\$4,538
	Cherry		
	Starter CHR-CRL-STR-3630-48-C	36w 30d 48h	\$5,251
	Adder CHR-CRL-ADR-3530-48-C	35w 30d 48h	\$4,678
	Starter CHR-CRL-STR-4230-48-C	42w 30d 48h	\$5,341
	Adder CHR-CRL-ADR-4130-48-C	41w 30d 48h	\$4,709
	Starter CHR-CRL-STR-4830-48-C	48w 30d 48h	\$5,409
	Adder CHR-CRL-ADR-4730-48-C	47w 30d 48h	\$4,745
	Maple		
	Starter CHR-CRL-STR-3630-48-M	36w 30d 48h	\$5,107
	Adder CHR-CRL-ADR-3530-48-M	35w 30d 48h	\$4,533



Double Faced, Two Person Study Carrel with plastic laminate top.	Red Oak		
	Starter CHR-CRL-STR-3660-48-RO	36w 60d 48h	\$9,166
	Adder CHR-CRL-ADR-3560-48-RO	35w 60d 48h	\$8,109
	Starter CHR-CRL-STR-4260-48-RO	42w 60d 48h	\$9,211
	Adder CHR-CRL-ADR-4160-48-RO	41w 60d 48h	\$8,172
	Starter CHR-CRL-STR-4860-48-RO	48w 60d 48h	\$9,256
	Adder CHR-CRL-ADR-4760-48-RO	47w 60d 48h	\$8,340
	Cherry		
	Starter CHR-CRL-STR-3660-48-C	36w 60d 48h	\$9,622
	Adder CHR-CRL-ADR-3560-48-C	35w 60d 48h	\$8,579
	Starter CHR-CRL-STR-4260-48-C	42w 60d 48h	\$9,667
	Adder CHR-CRL-ADR-4160-48-C	41w 60d 48h	\$8,624
	Starter CHR-CRL-STR-4860-48-C	48w 60d 48h	\$9,712
	Adder CHR-CRL-ADR-4760-48-C	47w 60d 48h	\$8,669
	Maple		
	Starter CHR-CRL-STR-3660-48-M	36w 60d 48h	\$9,306
	Adder CHR-CRL-ADR-3560-48-M	35w 60d 48h	\$8,249
	Starter CHR-CRL-STR-4260-48-M	42w 60d 48h	\$9,396
	Adder CHR-CRL-ADR-4160-48-M	41w 60d 48h	\$8,303
	Starter CHR-CRL-STR-4860-48-M	48w 60d 48h	\$9,441
	Adder CHR-CRL-ADR-4760-48-M	47w 60d 48h	\$8,362

Plastic laminate or Marmoleum® top standard, veneer top add 10%
 Option: Straight Top Rail (same price)
 Electrical, wire management and accessories available, see electrical section for options
 Custom modifications, youth and standing heights available upon request.



PANEL CARRELS




DESCRIPTION	ITEM NO	SIZE	STANDARD LIST
Single Faced, One Person Study Carrel with plastic laminate top featuring overhead shelf.	Red Oak		
	Starter CHR-CRL-STR-3630-54-RO	36w 30d 54h	\$6,168
	Adder CHR-CRL-ADR-3530-54-RO	35w 30d 54h	\$5,486
	Starter CHR-CRL-STR-4230-54-RO	42w 30d 54h	\$6,213
	Adder CHR-CRL-ADR-4130-54-RO	41w 30d 54h	\$5,567
	Starter CHR-CRL-STR-4830-54-RO	48w 30d 54h	\$6,303
	Adder CHR-CRL-ADR-4730-54-RO	47w 30d 54h	\$5,703
	Cherry		
	Starter CHR-CRL-STR-3630-54-C	36w 30d 54h	\$6,412
	Adder CHR-CRL-ADR-3530-54-C	35w 30d 54h	\$5,648
	Starter CHR-CRL-STR-4230-54-C	42w 30d 54h	\$6,457
	Adder CHR-CRL-ADR-4130-54-C	41w 30d 54h	\$5,716
	Starter CHR-CRL-STR-4830-54-C	48w 30d 54h	\$6,547
	Adder CHR-CRL-ADR-4730-54-C	47w 30d 54h	\$5,852
	Maple		
	Starter CHR-CRL-STR-3630-54-M	36w 30d 54h	\$6,254
	Adder CHR-CRL-ADR-3530-54-M	35w 30d 54h	\$5,576
	Starter CHR-CRL-STR-4230-54-M	42w 30d 54h	\$6,299
Adder CHR-CRL-ADR-4130-54-M	41w 30d 54h	\$5,658	
Starter CHR-CRL-STR-4830-54-M	48w 30d 54h	\$6,389	
Adder CHR-CRL-ADR-4730-54-M	47w 30d 54h	\$5,793	
Double Faced, Two Person Study Carrel with plastic laminate top featuring overhead shelf.	Red Oak		
	Starter CHR-CRL-STR-3660-54-RO	36w 60d 54h	\$11,112
	Adder CHR-CRL-ADR-3560-54-RO	35w 60d 54h	\$9,550
	Starter CHR-CRL-STR-4260-54-RO	42w 60d 54h	\$11,180
	Adder CHR-CRL-ADR-4160-54-RO	41w 60d 54h	\$9,613
	Starter CHR-CRL-STR-4860-54-RO	48w 60d 54h	\$11,252
	Adder CHR-CRL-ADR-4760-54-RO	47w 60d 54h	\$9,703
	Cherry		
	Starter CHR-CRL-STR-3660-54-C	36w 60d 54h	\$11,663
	Adder CHR-CRL-ADR-3560-54-C	35w 60d 54h	\$9,866
	Starter CHR-CRL-STR-4260-54-C	42w 60d 54h	\$11,744
	Adder CHR-CRL-ADR-4160-54-C	41w 60d 54h	\$9,933
	Starter CHR-CRL-STR-4860-54-C	48w 60d 54h	\$11,861
	Adder CHR-CRL-ADR-4760-54-C	47w 60d 54h	\$10,024
	Maple		
	Starter CHR-CRL-STR-3660-54-M	36w 60d 54h	\$11,288
	Adder CHR-CRL-ADR-3560-54-M	35w 60d 54h	\$9,622
	Starter CHR-CRL-STR-4260-54-M	42w 60d 54h	\$11,365
Adder CHR-CRL-ADR-4160-54-M	41w 60d 54h	\$9,690	
Starter CHR-CRL-STR-4860-54-M	48w 60d 54h	\$11,455	
Adder CHR-CRL-ADR-4760-54-M	47w 60d 54h	\$9,780	

Plastic laminate or Marmoleum® top standard, veneer top add 10%
 Option: Straight Top Rail (same price)
 Electrical, wire management and accessories available, see electrical section for options
 Custom modifications, youth and standing heights available upon request.

ACCESSORIES




DESCRIPTION	ITEM NO	SIZE	STANDARD LIST
Dictionary Stand	Red Oak CHR-DIC-3028-45-RO	30w 28d 45h	\$7,567
	Cherry CHR-DIC-3028-45-C	30w 28d 45h	\$7,969
	Maple CHR-DIC-3028-45-M	30w 28d 45h	\$7,622
Dictionary Stand, Table Top	CHR-RVL-DIC-2114-8-RO	21w 14d 8h	\$1,580
	CHR-RVL-DIC-2114-8-C	21w 14d 8h	\$1,580
	CHR-RVL-DIC-2114-8-M	21w 14d 8h	\$1,580



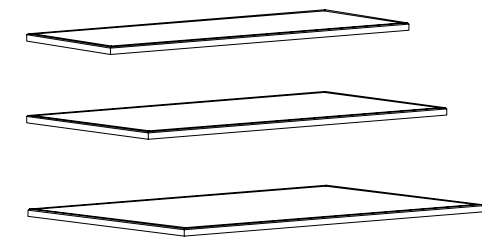
Atlas Stand	Red Oak CHR-ATL-3028-45-RO	30w 28d 45h	\$11,062
	Cherry CHR-ATL-3028-45-C	30w 28d 45h	\$11,730
	Maple CHR-ATL-3028-45-M	30w 28d 45h	\$11,279

END PANELS



Single Faced End Panel Up to 66" high (h) Up to 90" high (h)	Red Oak CHR-EP-SF-1266-RO	12w 66h 1.25th	\$1,382
	CHR-EP-SF-1290-RO	12w 90h 1.25th	\$1,413
Double Faced End Panel Up to 66" high (h) Up to 90" high (h)	CHR-EP-DF-2466-RO	24w 66h 1.25th	\$1,928
	CHR-EP-DF-2490-RO	24w 90h 1.25th	\$2,018
Single Faced End Panel Up to 66" high (h) Up to 90" high (h)	Cherry CHR-EP-SF-1266-C	12w 66h 1.25th	\$1,467
	CHR-EP-SF-1290-C	12w 90h 1.25th	\$1,522
Double Faced End Panel Up to 66" high (h) Up to 90" high (h)	CHR-EP-DF-2466-C	24w 66h 1.25th	\$2,104
	CHR-EP-DF-2490-C	24w 90h 1.25th	\$2,203
Single Faced End Panel Up to 66" high (h) Up to 90" high (h)	Maple CHR-EP-SF-1266-M	12w 66h 1.25th	\$1,427
	CHR-EP-SF-1290-M	12w 90h 1.25th	\$1,472
Double Faced End Panel Up to 66" high (h) Up to 90" high (h)	CHR-EP-DF-2466-M	24w 66h 1.25th	\$2,005
	CHR-EP-DF-2490-M	24w 90h 1.25th	\$2,081

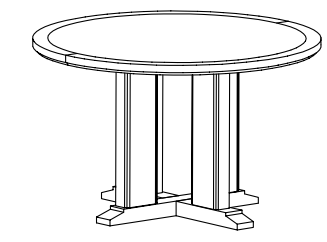
TOP CAPS



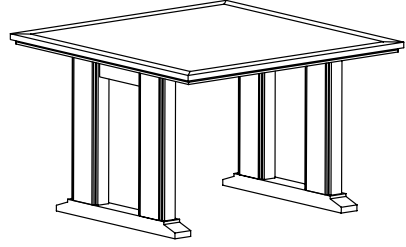
Single Faced Width Top Cap Priced per foot length (l)	Red Oak CHR-TC-SF-12xx-RO	12w xxl 1.25th	\$158 per linear foot
	CHR-TC-DF-24xx-RO	24w xxl 1.25th	\$203 per linear foot
	CHR-TC-FC-36xx-RO	36w xxl 1.25th	\$280 per linear foot
Single Faced Width Top Cap Priced per foot length (l)	Cherry CHR-TC-SF-12xx-C	12w xxl 1.25th	\$167 per linear foot
	CHR-TC-DF-24xx-C	24w xxl 1.25th	\$212 per linear foot
	CHR-TC-FC-36xx-C	36w xxl 1.25th	\$316 per linear foot
Single Faced Width Top Cap Priced per foot length (l)	Maple CHR-TC-SF-12xx-M	12w xxl 1.25th	\$163 per linear foot
	CHR-TC-DF-24xx-M	24w xxl 1.25th	\$208 per linear foot
	CHR-TC-FC-36xx-M	36w xxl 1.25th	\$293 per linear foot
Filler Strip Moulding Small-Finished filler strip	CHR-FLLR-3-3-96	8 ft. lengths	\$542 per 8 ft. length
Filler Strip Moulding Large-Finished filler strip	CHR-FLLR-6-3-96	8 ft. lengths	\$813 per 8 ft. length

Plastic laminate or Marmoleum® top standard, veneer top add 20%
Custom modifications upon request.

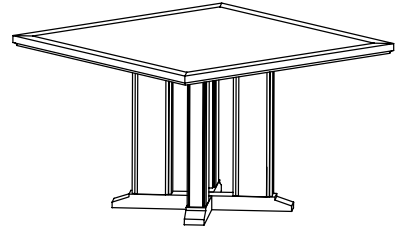
STUDY TABLES



DESCRIPTION	ITEM NO	SIZE	STANDARD LIST
Round Study Table with edgeband, X-base. Note: Table is not ADA compliant.	Red Oak		
	DEP-TBX-48-30-RO	48 Dia. 30h	\$6,448
	DEP-TBX-54-30-RO	54 Dia. 30h	\$6,682
	DEP-TBX-60-30-RO	60 Dia. 30h	\$6,994
	Cherry		
	DEP-TBX-48-30-C	48 Dia. 30h	\$6,953
DEP-TBX-54-30-C	54 Dia. 30h	\$7,269	
DEP-TBX-60-30-C	60 Dia. 30h	\$7,590	



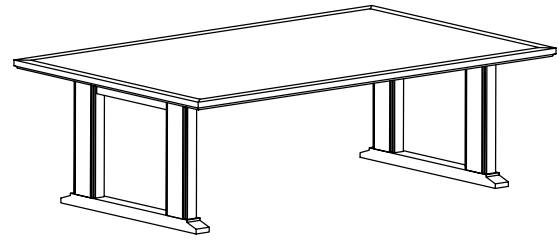
Square Study Table with edgeband, trestle base.	Red Oak		
	DEP-TBL-4848-30-RO	48w 48d 30h	\$5,874
	DEP-TBL-5454-30-RO	54w 54d 30h	\$6,095
	DEP-TBL-6060-30-RO	60w 60d 30h	\$6,592
	Cherry		
	DEP-TBL-4848-30-C	48w 48d 30h	\$6,335
DEP-TBL-5454-30-C	54w 54d 30h	\$6,502	
DEP-TBL-6060-30-C	60w 60d 30h	\$7,044	



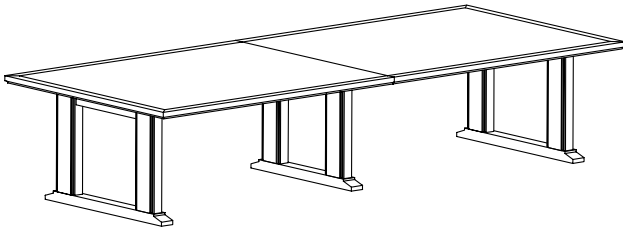
Square Study Table with edgeband, X-base. Note: Table is not ADA compliant.	Red Oak		
	DEP-TBX-4848-30-RO	48w 48d 30h	\$5,919
	DEP-TBX-5454-30-RO	54w 54d 30h	\$6,005
	DEP-TBX-6060-30-RO	60w 60d 30h	\$6,515
	Cherry		
	DEP-TBX-4848-30-C	48w 48d 30h	\$6,339
DEP-TBX-5454-30-C	54w 54d 30h	\$6,443	
DEP-TBX-6060-30-C	60w 60d 30h	\$7,003	

Plastic laminate or Marmoleum® top standard, veneer top add 10%
 Electrical, wire management and accessories available, see electrical section for options
 Custom modifications, youth and standing heights available upon request.

STUDY TABLES



DESCRIPTION	ITEM NO	SIZE	STANDARD LIST
Rectangular Study Table with edgeband, and trestle base.	Red Oak		
	DEP-TBL-6036-30-RO	60w 36d 30h	\$5,567
	DEP-TBL-7236-30-RO	72w 36d 30h	\$5,712
	DEP-TBL-4842-30-RO	48w 42d 30h	\$5,689
	DEP-TBL-6042-30-RO	60w 42d 30h	\$5,856
	DEP-TBL-7242-30-RO	72w 42d 30h	\$6,037
	DEP-TBL-8442-30-RO	84w 42d 30h	\$6,181
	DEP-TBL-9642-30-RO	96w 42d 30h	\$6,312
	DEP-TBL-6048-30-RO	60w 48d 30h	\$6,231
	DEP-TBL-7248-30-RO	72w 48d 30h	\$6,637
	DEP-TBL-8448-30-RO	84w 48d 30h	\$6,804
	DEP-TBL-9648-30-RO	96w 48d 30h	\$7,134
	DEP-TBL-10848-30-RO	108w 48d 30h	\$8,949
	DEP-TBL-8454-30-RO	84w 54d 30h	\$6,999
	DEP-TBL-9654-30-RO	96w 54d 30h	\$7,269
	DEP-TBL-10854-30-RO	108w 54d 30h	\$9,071
	DEP-TBL-8460-30-RO	84w 60d 30h	\$7,157
	DEP-TBL-9660-30-RO	96w 60d 30h	\$7,427
	DEP-TBL-10860-30-RO	108w 60d 30h	\$9,234
	Cherry		
	DEP-TBL-6036-30-C	60w 36d 30h	\$5,937
	DEP-TBL-7236-30-C	72w 36d 30h	\$6,159
	DEP-TBL-4842-30-C	48w 42d 30h	\$6,150
	DEP-TBL-6042-30-C	60w 42d 30h	\$6,330
	DEP-TBL-7242-30-C	72w 42d 30h	\$6,515
	DEP-TBL-8442-30-C	84w 42d 30h	\$6,682
DEP-TBL-9642-30-C	96w 42d 30h	\$6,831	
DEP-TBL-6048-30-C	60w 48d 30h	\$6,755	
DEP-TBL-7248-30-C	72w 48d 30h	\$7,188	
DEP-TBL-8448-30-C	84w 48d 30h	\$7,378	
DEP-TBL-9648-30-C	96w 48d 30h	\$7,680	
DEP-TBL-10848-30-C	108w 48d 30h	\$9,473	
DEP-TBL-8454-30-C	84w 54d 30h	\$7,563	
DEP-TBL-9654-30-C	96w 54d 30h	\$7,861	
DEP-TBL-10854-30-C	108w 54d 30h	\$9,631	
DEP-TBL-8460-30-C	84w 60d 30h	\$7,744	
DEP-TBL-9660-30-C	96w 60d 30h	\$8,060	
DEP-TBL-10860-30-C	108w 60d 30h	\$9,821	

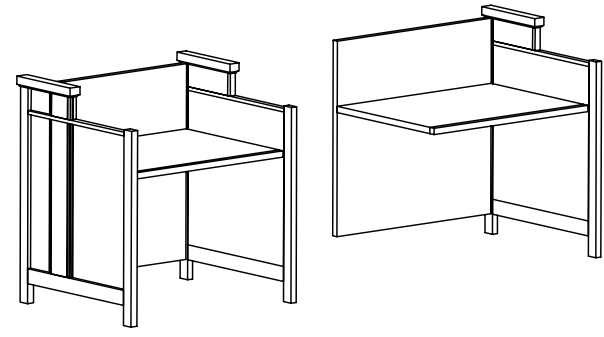


Rectangular Study Table with edgeband, and 3 trestle base.	Red Oak		
	DEP-TBL-13254-30-RO	132w 54d 30h	\$9,111
	DEP-TBL-14454-30-RO	144w 54d 30h	\$13,965
	DEP-TBL-13260-30-RO	132w 60d 30h	\$9,590
	DEP-TBL-14460-30-RO	144w 60d 30h	\$14,664
	Cherry		
	DEP-TBL-13254-30-C	132w 54d 30h	\$9,973
	DEP-TBL-14454-30-C	144w 54d 30h	\$14,584
	DEP-TBL-13260-30-C	132w 60d 30h	\$10,498
	DEP-TBL-14460-30-C	144w 60d 30h	\$15,313

Plastic laminate or Marmoleum® top standard, veneer top add 10%
 Electrical, wire management and accessories available, see electrical section for options
 Full panel end panel available upon request.
 Custom modifications, youth and standing heights available upon request.

PANEL CARRELS

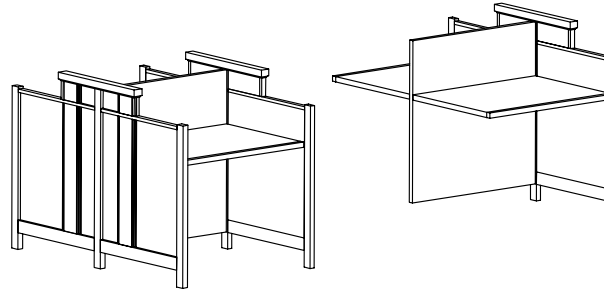
DESCRIPTION	ITEM NO	SIZE	STANDARD LIST
-------------	---------	------	---------------



Single Faced, One Person Study Carrel
with plastic laminate or Marmoleum top.

Red Oak			
Starter	DEP-CRL-STR-3630-48-RO	36w 30d 48h	\$7,087
Adder	DEP-CRL-ADR-3530-48-RO	35w 30d 48h	\$5,478
Starter	DEP-CRL-STR-4230-48-RO	42w 30d 48h	\$7,187
Adder	DEP-CRL-ADR-4130-48-RO	41w 30d 48h	\$5,578
Starter	DEP-CRL-STR-4830-48-RO	48w 30d 48h	\$7,286
Adder	DEP-CRL-ADR-4730-48-RO	47w 30d 48h	\$5,677

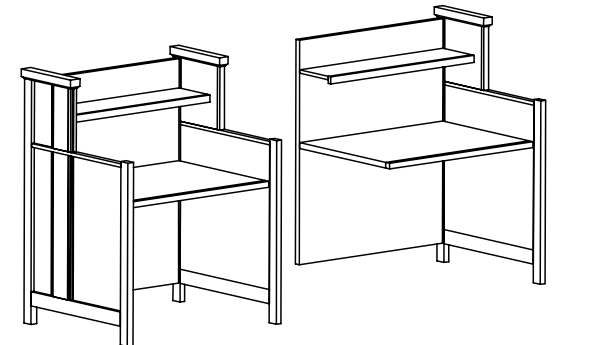
Cherry			
Starter	DEP-CRL-STR-3630-48-C	36w 30d 48h	\$7,698
Adder	DEP-CRL-ADR-3530-48-C	35w 30d 48h	\$5,737
Starter	DEP-CRL-STR-4230-48-C	42w 30d 48h	\$7,803
Adder	DEP-CRL-ADR-4130-48-C	41w 30d 48h	\$5,836
Starter	DEP-CRL-STR-4830-48-C	48w 30d 48h	\$7,922
Adder	DEP-CRL-ADR-4730-48-C	47w 30d 48h	\$5,935



Double Faced, Two Person Study Carrel
with plastic laminate or Marmoleum top.

Red Oak			
Starter	DEP-CRL-STR-3660-48-RO	36w 60d 48h	\$11,448
Adder	DEP-CRL-ADR-3560-48-RO	35w 60d 48h	\$8,329
Starter	DEP-CRL-STR-4260-48-RO	42w 60d 48h	\$11,597
Adder	DEP-CRL-ADR-4160-48-RO	41w 60d 48h	\$8,478
Starter	DEP-CRL-STR-4860-48-RO	48w 60d 48h	\$11,746
Adder	DEP-CRL-ADR-4760-48-RO	47w 60d 48h	\$8,627

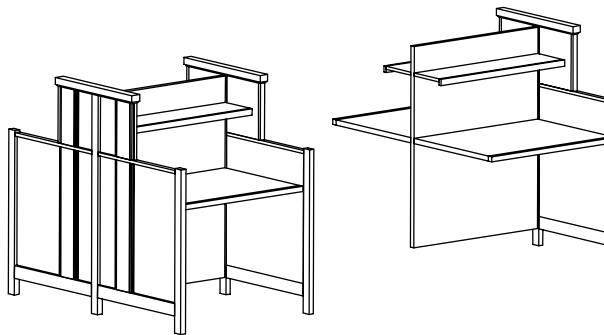
Cherry			
Starter	DEP-CRL-STR-3660-48-C	36w 60d 48h	\$12,079
Adder	DEP-CRL-ADR-3560-48-C	35w 60d 48h	\$8,677
Starter	DEP-CRL-STR-4260-48-C	42w 60d 48h	\$12,228
Adder	DEP-CRL-ADR-4160-48-C	41w 60d 48h	\$8,826
Starter	DEP-CRL-STR-4860-48-C	48w 60d 48h	\$12,377
Adder	DEP-CRL-ADR-4760-48-C	47w 60d 48h	\$8,975



Single Faced, One Person Study Carrel
with plastic laminate or Marmoleum top and
overhead shelf.

Red Oak			
Starter	DEP-CRL-STR-3630-54-RO	36w 30d 54h	\$7,857
Adder	DEP-CRL-ADR-3530-54-RO	35w 30d 54h	\$5,910
Starter	DEP-CRL-STR-4230-54-RO	42w 30d 54h	\$7,932
Adder	DEP-CRL-ADR-4130-54-RO	41w 30d 54h	\$5,985
Starter	DEP-CRL-STR-4830-54-RO	48w 30d 54h	\$8,006
Adder	DEP-CRL-ADR-4730-54-RO	47w 30d 54h	\$6,059

Cherry			
Starter	DEP-CRL-STR-3630-54-C	36w 30d 54h	\$8,126
Adder	DEP-CRL-ADR-3530-54-C	35w 30d 54h	\$6,159
Starter	DEP-CRL-STR-4230-54-C	42w 30d 54h	\$8,200
Adder	DEP-CRL-ADR-4130-54-C	41w 30d 54h	\$6,233
Starter	DEP-CRL-STR-4830-54-C	48w 30d 54h	\$8,275
Adder	DEP-CRL-ADR-4730-54-C	47w 30d 54h	\$6,313



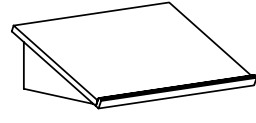
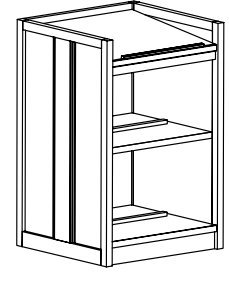
Double Faced, Two Person Study Carrel
with plastic laminate or Marmoleum top and
overhead shelf.

Red Oak			
Starter	DEP-CRL-STR-3660-54-RO	36w 60d 54h	\$12,163
Adder	DEP-CRL-ADR-3560-54-RO	35w 60d 54h	\$8,985
Starter	DEP-CRL-STR-4260-54-RO	42w 60d 54h	\$12,362
Adder	DEP-CRL-ADR-4160-54-RO	41w 60d 54h	\$9,183
Starter	DEP-CRL-STR-4860-54-RO	48w 60d 54h	\$12,561
Adder	DEP-CRL-ADR-4760-54-RO	47w 60d 54h	\$9,382

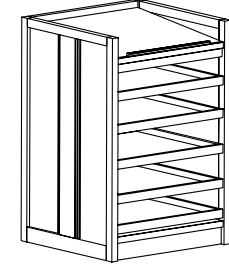
Cherry			
Starter	DEP-CRL-STR-3660-54-C	36w 60d 54h	\$12,794
Adder	DEP-CRL-ADR-3560-54-C	35w 60d 54h	\$9,278
Starter	DEP-CRL-STR-4260-54-C	42w 60d 54h	\$12,993
Adder	DEP-CRL-ADR-4160-54-C	41w 60d 54h	\$9,476
Starter	DEP-CRL-STR-4860-54-C	48w 60d 54h	\$13,192
Adder	DEP-CRL-ADR-4760-54-C	47w 60d 54h	\$9,675

Plastic laminate or Marmoleum® top standard, veneer top add 10%
Electrical, wire management and accessories available, see electrical section for options
Custom modifications, youth and standing heights available upon request.

ACCESSORIES




DESCRIPTION	ITEM NO	SIZE	STANDARD LIST
Dictionary Stand	Red Oak DEP-DIC-3028-45-RO	30w 28d 45h	\$7,342
	Cherry DEP-DIC-3028-45-C	30w 28d 45h	\$7,698
Dictionary Stand, Table Top	DEP-RVL-DIC-2114-8-RO	21w 14d 8h	\$1,580
	DEP-RVL-DIC-2114-8-C	21w 14d 8h	\$1,580



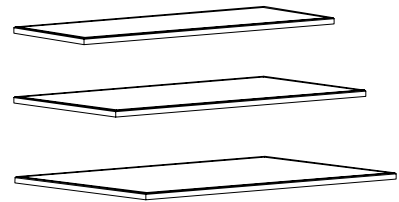
Atlas Stand	Red Oak DEP-ATL-3028-45-RO	30w 28d 45h	\$10,836
	Cherry DEP-ATL-3028-45-C	30w 28d 45h	\$11,505

END PANELS



Single Faced End Panel Up to 66" high (h) Up to 90" high (h)	Red Oak DEP-EP-SF-1266-RO	12w 66h 1.25th	\$1,291
	DEP-EP-SF-1290-RO	12w 90h 1.25th	\$1,323
Double Faced End Panel Up to 66" high (h) Up to 90" high (h)	DEP-EP-DF-2466-RO	24w 66h 1.25th	\$1,296
	DEP-EP-DF-2490-RO	24w 90h 1.25th	\$1,838
Single Faced End Panel Up to 66" high (h) Up to 90" high (h)	Cherry DEP-EP-SF-1266-C	12w 66h 1.25th	\$1,377
	DEP-EP-SF-1290-C	12w 90h 1.25th	\$1,431
Double Faced End Panel Up to 66" high (h) Up to 90" high (h)	DEP-EP-DF-2466-C	24w 66h 1.25th	\$1,923
	DEP-EP-DF-2490-C	24w 90h 1.25th	\$2,023

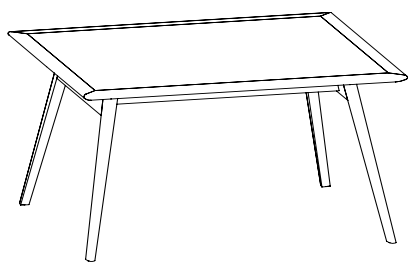

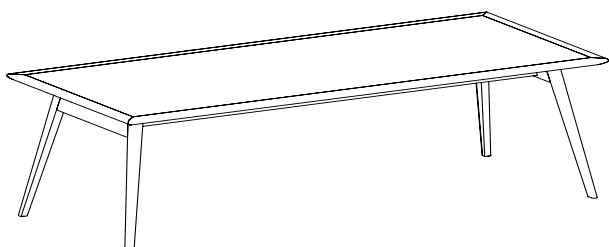
TOP CAPS



Single Faced Width Top Cap Priced per foot length (l)	Red Oak DEP-TC-SF-12xx-RO	12w xxl 1.25th	\$158 per linear foot
	DEP-TC-DF-24xx-RO	24w xxl 1.25th	\$203 per linear foot
Double Faced Width Top Cap Priced per foot length (l)	DEP-TC-FC-36xx-RO	36w xxl 1.25th	\$280 per linear foot
	Cherry DEP-TC-SF-12xx-C	12w xxl 1.25th	\$167 per linear foot
Double Faced Width Top Cap Priced per foot length (l)	DEP-TC-DF-24xx-C	24w xxl 1.25th	\$212 per linear foot
	DEP-TC-FC-36xx-C	36w xxl 1.25th	\$316 per linear foot
File Cabinet Width Top Cap Priced per foot length (l)	DEP-TC-FC-36xx-C	36w xxl 1.25th	\$316 per linear foot
Filler Strip Moulding Small-Finished filler strip	DEP-FLLR-3-3-96	8 ft. lengths	\$542 per 8 ft. length
Filler Strip Moulding Large-Finished filler strip	DEP-FLLR-6-3-96	8 ft. lengths	\$813 per 8 ft. length


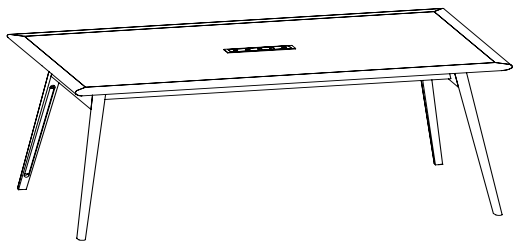
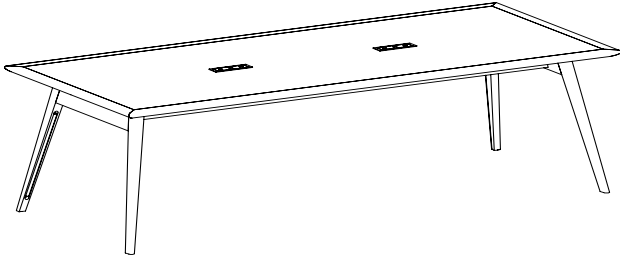
Plastic laminate or Marmoleum® top standard, veneer top add 20%
Custom modifications available upon request.

STUDY TABLES

DESCRIPTION	ITEM NO	SIZE	STANDARD LIST
 <p>Square Study Table 1 1/4" x 1 1/2" solid wood top edge band, plastic laminate inset, 2 Solid Wood End Assemblies with a center stretcher</p>	Beech		
	ETA-TBL-4242-30-B-P	42w 42d 30h	\$3,144
	ETA-TBL-4848-30-B-P	48w 48d 30h	\$3,753
	ETA-TBL-5454-30-B-P	54w 54d 30h	\$4,522
	ETA-TBL-6060-30-B-P	60w 60d 30h	\$5,325
<p>Square Study Table 1 1/4" x 1 1/2" solid wood top edge band, wood veneer inset, 2 Solid Wood End Assemblies with a center stretcher</p>	Beech		
	ETA-TBL-4242-30-B-V	42w 42d 30h	\$3,144
	ETA-TBL-4848-30-B-V	48w 48d 30h	\$3,753
	ETA-TBL-5454-30-B-V	54w 54d 30h	\$4,522
	ETA-TBL-6060-30-B-V	60w 60d 30h	\$5,325
<p>Square Study Table 1 1/4" x 1 1/2" solid wood top edge band, marmoleum inset, 2 Solid Wood End Assemblies with a center stretcher</p>	Beech		
	ETA-TBL-4242-30-B-M	42w 42d 30h	\$3,362
	ETA-TBL-4848-30-B-M	48w 48d 30h	\$4,037
	ETA-TBL-5454-30-B-M	54w 54d 30h	\$4,885
	ETA-TBL-6060-30-B-M	60w 60d 30h	\$5,769
  <p>Rectangle Study Table 1 1/4" x 1 1/2" solid wood top edge band, plastic laminate inset, 2 Solid Wood End Assemblies with a center stretcher</p>	Beech		
	ETA-TBL-4236-30-B-P	42w 36d 30h	\$3,908
	ETA-TBL-4836-30-B-P	48w 36d 30h	\$4,338
	ETA-TBL-6036-30-B-P	60w 36d 30h	\$3,490
	ETA-TBL-7236-30-B-P	72w 36d 30h	\$4,037
	ETA-TBL-6048-30-B-P	60w 48d 30h	\$4,440
	ETA-TBL-7248-30-B-P	72w 48d 30h	\$5,115
	ETA-TBL-8448-30-B-P	84w 48d 30h	\$5,782
	ETA-TBL-9648-30-B-P	96w 48d 30h	\$6,440
	ETA-TBL-6054-30-B-P	60w 54d 30h	\$4,835
	ETA-TBL-7254-30-B-P	72w 54d 30h	\$5,572
	ETA-TBL-8454-30-B-P	84w 54d 30h	\$6,304
	ETA-TBL-9654-30-B-P	96w 54d 30h	\$7,024
	ETA-TBL-7260-30-B-P	72w 54d 30h	\$6,226
	ETA-TBL-8460-30-B-P	84w 60d 30h	\$6,913
	ETA-TBL-9660-30-B-P	96w 60d 30h	\$7,699
<p>Rectangle Study Table 1 1/4" x 1 1/2" solid wood top edge band, wood veneer inset, 2 Solid Wood End Assemblies with a center stretcher</p>	Beech		
	ETA-TBL-4236-30-B-V	42w 36d 30h	\$3,908
	ETA-TBL-4836-30-B-V	48w 36d 30h	\$4,338
	ETA-TBL-6036-30-B-V	60w 36d 30h	\$3,490
	ETA-TBL-7236-30-B-V	72w 36d 30h	\$4,037
	ETA-TBL-6048-30-B-V	60w 48d 30h	\$4,440
	ETA-TBL-7248-30-B-V	72w 48d 30h	\$5,115
	ETA-TBL-8448-30-B-V	84w 48d 30h	\$5,782
	ETA-TBL-9648-30-B-V	96w 48d 30h	\$6,440
	ETA-TBL-6054-30-B-V	60w 54d 30h	\$4,835
	ETA-TBL-7254-30-B-V	72w 54d 30h	\$5,572
	ETA-TBL-8454-30-B-V	84w 54d 30h	\$6,304
	ETA-TBL-9654-30-B-V	96w 54d 30h	\$7,024
	ETA-TBL-7260-30-B-V	72w 54d 30h	\$6,226
	ETA-TBL-8460-30-B-V	84w 60d 30h	\$6,913
	ETA-TBL-9660-30-B-V	96w 60d 30h	\$7,699
<p>Rectangle Study Table 1 1/4" x 1 1/2" solid wood top edge band, marmoleum inset, 2 Solid Wood End Assemblies with a center stretcher</p>	Beech		
	ETA-TBL-4236-30-B-M	42w 36d 30h	\$4,179
	ETA-TBL-4836-30-B-M	48w 36d 30h	\$4,665
	ETA-TBL-6036-30-B-M	60w 36d 30h	\$3,753
	ETA-TBL-7236-30-B-M	72w 36d 30h	\$4,358
	ETA-TBL-6048-30-B-M	60w 48d 30h	\$4,794
	ETA-TBL-7248-30-B-M	72w 48d 30h	\$5,539
	ETA-TBL-8448-30-B-M	84w 48d 30h	\$6,279
	ETA-TBL-9648-30-B-M	96w 48d 30h	\$7,008
	ETA-TBL-6054-30-B-M	60w 54d 30h	\$5,238
	ETA-TBL-7254-30-B-M	72w 54d 30h	\$6,053
	ETA-TBL-8454-30-B-M	84w 54d 30h	\$6,864
	ETA-TBL-9654-30-B-M	96w 54d 30h	\$7,662
	ETA-TBL-7260-30-B-M	72w 54d 30h	\$6,761
	ETA-TBL-8460-30-B-M	84w 60d 30h	\$7,535
	ETA-TBL-9660-30-B-M	96w 60d 30h	\$8,407

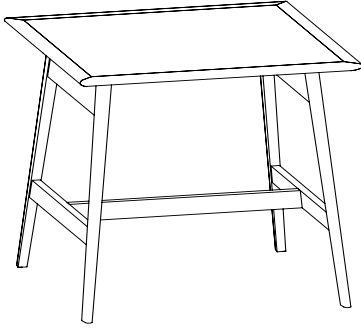
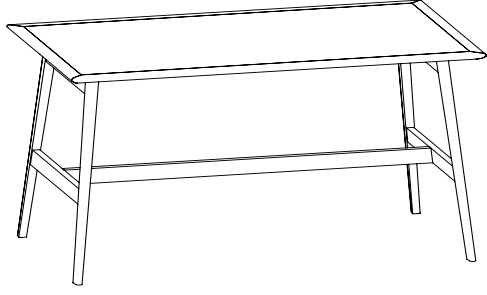

Plastic laminate, Veneer or Marmoleum® top standard
Custom modifications, youth heights available upon request.
Call for information on other wood species

STUDY TABLES WITH ELECTRICAL

	DESCRIPTION	ITEM NO	SIZE	STANDARD LIST	
	Square Study Table 1 1/4" x 1 1/2" solid wood top edge band, plastic laminate inset , 2 Solid Wood End Assemblies with a center stretcher 3 power outlets 4 USB outlets, wire chase leg, plug set electrical to the ground	Beech ETA-TBL-4242-30-ELE-B-P ETA-TBL-4848-30-ELE-B-P ETA-TBL-5454-30-ELE-B-P ETA-TBL-6060-30-ELE-B-P	42w 42d 30h 48w 48d 30h 54w 54d 30h 60w 60d 30h	\$3,783 \$4,392 \$5,161 \$5,964	
	Square Study Table 1 1/4" x 1 1/2" solid wood top edge band, wood veneer inset , 2 Solid Wood End Assemblies with a center stretcher 3 power outlets 4 USB outlets, wire chase leg, plug set electrical to the ground	Beech ETA-TBL-4242-30-ELE-B-V ETA-TBL-4848-30-ELE-B-V ETA-TBL-5454-30-ELE-B-V ETA-TBL-6060-30-ELE-B-V	42w 42d 30h 48w 48d 30h 54w 54d 30h 60w 60d 30h	\$3,779 \$4,388 \$5,157 \$5,960	
	Square Study Table 1 1/4" x 1 1/2" solid wood top edge band, marmoleum inset , 2 Solid Wood End Assemblies with a center stretcher 3 power outlets 4 USB outlets, wire chase leg, plug set electrical to the ground	Beech ETA-TBL-4242-30-ELE-B-M ETA-TBL-4848-30-ELE-B-M ETA-TBL-5454-30-ELE-B-M ETA-TBL-6060-30-ELE-B-M	42w 42d 30h 48w 48d 30h 54w 54d 30h 60w 60d 30h	\$4,001 \$4,676 \$5,523 \$6,408	
		Rectangle Study Table 1 1/4" x 1 1/2" solid wood top edge band, plastic laminate inset , 2 Solid Wood End Assemblies with a center stretcher 3 power outlets 4 USB outlets, wire chase leg, plug set electrical to the ground	Beech ETA-TBL-4236-30-ELE-B-P ETA-TBL-4836-30-ELE-B-P ETA-TBL-6036-30-ELE-B-P ETA-TBL-7236-30-ELE-B-P	42w 36d 30h 48w 36d 30h 60w 36d 30h 72w 36d 30h	\$4,702 \$5,132 \$4,128 \$4,676
		Rectangle Study Table 1 1/4" x 1 1/2" solid wood top edge band, plastic laminate inset , 2 Solid Wood End Assemblies with a center stretcher 6 power outlets, wire chase leg, plug set electrical to the ground	Beech ETA-TBL-6048-30-ELE-B-P ETA-TBL-7248-30-ELE-B-P	60w 48d 30h 72w 48d 30h	\$5,079 \$5,754
		Rectangle Study Table 1 1/4" x 1 1/2" solid wood top edge band, plastic laminate inset , 2 Solid Wood End Assemblies with a center stretcher 6 power outlets, wire chase leg, plug set electrical to the ground	Beech ETA-TBL-6054-30-ELE-B-P ETA-TBL-7254-30-ELE-B-P	60w 54d 30h 72w 54d 30h	\$5,528 \$6,211
		Rectangle Study Table 1 1/4" x 1 1/2" solid wood top edge band, plastic laminate inset , 2 Solid Wood End Assemblies with a center stretcher 6 power outlets, wire chase leg, plug set electrical to the ground	Beech ETA-TBL-8448-30-ELE-B-P ETA-TBL-9648-30-ELE-B-P	84w 48d 30h 96w 48d 30h	\$6,485 \$7,197
		Rectangle Study Table 1 1/4" x 1 1/2" solid wood top edge band, plastic laminate inset , 2 Solid Wood End Assemblies with a center stretcher 6 power outlets, wire chase leg, plug set electrical to the ground	Beech ETA-TBL-8454-30-ELE-B-P ETA-TBL-9654-30-ELE-B-P	84w 54d 30h 96w 54d 30h	\$7,062 \$7,782
		Rectangle Study Table 1 1/4" x 1 1/2" solid wood top edge band, plastic laminate inset , 2 Solid Wood End Assemblies with a center stretcher 6 power outlets, wire chase leg, plug set electrical to the ground	Beech ETA-TBL-7260-30-ELE-B-P ETA-TBL-8460-30-ELE-B-P ETA-TBL-9660-30-ELE-B-P	72w 60d 30h 84w 60d 30h 96w 60d 30h	\$6,865 \$7,671 \$8,456
		Rectangle Study Table 1 1/4" x 1 1/2" solid wood top edge band, wood veneer , 2 Solid Wood End Assemblies with a center stretcher 3 power outlets 4 USB outlets, wire chase leg, plug set electrical to the ground	Beech ETA-TBL-4236-30-ELE-B-V ETA-TBL-4836-30-ELE-B-V ETA-TBL-6036-30-ELE-B-V ETA-TBL-7236-30-ELE-B-V	42w 36d 30h 48w 36d 30h 60w 36d 30h 72w 36d 30h	\$4,697 \$5,127 \$4,124 \$4,672
		Rectangle Study Table 1 1/4" x 1 1/2" solid wood top edge band, wood veneer , 2 Solid Wood End Assemblies with a center stretcher 6 power outlets, wire chase leg, plug set electrical to the ground	Beech ETA-TBL-6048-30-ELE-B-V ETA-TBL-7248-30-ELE-B-V	60w 48d 30h 72w 48d 30h	\$5,075 \$5,750
		Rectangle Study Table 1 1/4" x 1 1/2" solid wood top edge band, wood veneer , 2 Solid Wood End Assemblies with a center stretcher 6 power outlets, wire chase leg, plug set electrical to the ground	Beech ETA-TBL-6054-30-ELE-B-V ETA-TBL-7254-30-ELE-B-V	60w 54d 30h 72w 54d 30h	\$5,523 \$6,207
Rectangle Study Table 1 1/4" x 1 1/2" solid wood top edge band, wood veneer , 2 Solid Wood End Assemblies with a center stretcher 6 power outlets, wire chase leg, plug set electrical to the ground	Beech ETA-TBL-8448-30-ELE-B-V ETA-TBL-9648-30-ELE-B-V	84w 48d 30h 96w 48d 30h	\$6,481 \$7,193		
Rectangle Study Table 1 1/4" x 1 1/2" solid wood top edge band, wood veneer , 2 Solid Wood End Assemblies with a center stretcher 6 power outlets, wire chase leg, plug set electrical to the ground	Beech ETA-TBL-8454-30-ELE-B-V ETA-TBL-9654-30-ELE-B-V	84w 54d 30h 96w 54d 30h	\$7,057 \$7,778		
Rectangle Study Table 1 1/4" x 1 1/2" solid wood top edge band, wood veneer , 2 Solid Wood End Assemblies with a center stretcher 6 power outlets, wire chase leg, plug set electrical to the ground	Beech ETA-TBL-7260-30-ELE-B-V ETA-TBL-8460-30-ELE-B-V ETA-TBL-9660-30-ELE-B-V	72w 60d 30h 84w 60d 30h 96w 60d 30h	\$6,861 \$7,666 \$8,452		
	Rectangle Study Table 1 1/4" x 1 1/2" solid wood top edge band, marmoleum inset , 2 Solid Wood End Assemblies with a center stretcher 3 power outlets 4 USB outlets, wire chase leg, plug set electrical to the ground	Beech ETA-TBL-4236-30-ELE-B-M ETA-TBL-4836-30-ELE-B-M ETA-TBL-6036-30-ELE-B-M ETA-TBL-7236-30-ELE-B-M	42w 36d 30h 48w 36d 30h 60w 36d 30h 72w 36d 30h	\$4,973 \$5,459 \$4,392 \$4,997	
	Rectangle Study Table 1 1/4" x 1 1/2" solid wood top edge band, marmoleum inset , 2 Solid Wood End Assemblies with a center stretcher 6 power outlets, wire chase leg, plug set electrical to the ground	Beech ETA-TBL-6048-30-ELE-B-M ETA-TBL-7248-30-ELE-B-M	60w 48d 30h 72w 48d 30h	\$5,433 \$6,178	
	Rectangle Study Table 1 1/4" x 1 1/2" solid wood top edge band, marmoleum inset , 2 Solid Wood End Assemblies with a center stretcher 6 power outlets, wire chase leg, plug set electrical to the ground	Beech ETA-TBL-6054-30-ELE-B-M ETA-TBL-7254-30-ELE-B-M	60w 54d 30h 72w 54d 30h	\$5,931 \$6,692	
	Rectangle Study Table 1 1/4" x 1 1/2" solid wood top edge band, marmoleum inset , 2 Solid Wood End Assemblies with a center stretcher 6 power outlets, wire chase leg, plug set electrical to the ground	Beech ETA-TBL-8448-30-ELE-B-M ETA-TBL-9648-30-ELE-B-M	84w 48d 30h 96w 48d 30h	\$6,983 \$7,765	
	Rectangle Study Table 1 1/4" x 1 1/2" solid wood top edge band, marmoleum inset , 2 Solid Wood End Assemblies with a center stretcher 6 power outlets, wire chase leg, plug set electrical to the ground	Beech ETA-TBL-8454-30-ELE-B-M ETA-TBL-9654-30-ELE-B-M	84w 54d 30h 96w 54d 30h	\$7,621 \$8,419	
	Rectangle Study Table 1 1/4" x 1 1/2" solid wood top edge band, marmoleum inset , 2 Solid Wood End Assemblies with a center stretcher 6 power outlets, wire chase leg, plug set electrical to the ground	Beech ETA-TBL-7260-30-ELE-B-M ETA-TBL-8460-30-ELE-B-M ETA-TBL-9660-30-ELE-B-M	72w 60d 30h 84w 60d 30h 96w 60d 30h	\$7,400 \$8,292 \$9,164	


Plastic laminate, Veneer or Marmoleum® top standard
Custom modifications, youth heights available upon request.
Call for information on other wood species

STANDING TABLES

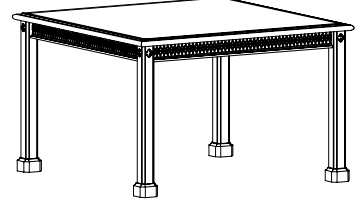
DESCRIPTION	ITEM NO	SIZE	STANDARD LIST	
 <p>Square Study Table 1 1/4" x 1 1/2" solid wood top edge band, plastic laminate inset, 2 Solid Wood End Assemblies with a center stretcher</p>	Beech			
	ETA-TBL-4242-39-B-P	42w 42d 39h	\$3,432	
	ETA-TBL-4848-39-B-P	48w 48d 39h	\$4,016	
	ETA-TBL-5454-39-B-P	54w 54d 39h	\$4,765	
	ETA-TBL-6060-39-B-P	60w 60d 39h	\$5,494	
<p>Square Study Table 1 1/4" x 1 1/2" solid wood top edge band, wood veneer inset, 2 Solid Wood End Assemblies with a center stretcher</p>	Beech			
	ETA-TBL-4242-39-B-V	42w 42d 39h	\$3,432	
	ETA-TBL-4848-39-B-V	48w 48d 39h	\$4,016	
	ETA-TBL-5454-30-B-V	54w 54d 30h	\$4,522	
	ETA-TBL-6060-30-B-V	60w 60d 30h	\$5,325	
<p>Square Study Table 1 1/4" x 1 1/2" solid wood top edge band, marmoleum inset, 2 Solid Wood End Assemblies with a center stretcher</p>	Beech			
	ETA-TBL-4242-30-B-M	42w 42d 30h	\$3,362	
	ETA-TBL-4848-30-B-M	48w 48d 30h	\$4,037	
	ETA-TBL-5454-30-B-M	54w 54d 30h	\$4,885	
	ETA-TBL-6060-30-B-M	60w 60d 30h	\$5,769	
  <p>Rectangle Study Table 1 1/4" x 1 1/2" solid wood top edge band, plastic laminate inset, 2 Solid Wood End Assemblies with a center stretcher</p>	Beech			
	ETA-TBL-4236-39-B-P	42w 36d 39h	\$4,266	
	ETA-TBL-4836-39-B-P	48w 36d 39h	\$4,747	
	ETA-TBL-6036-39-B-P	60w 36d 39h	\$3,819	
	ETA-TBL-7236-39-B-P	72w 36d 39h	\$4,366	
	ETA-TBL-6048-39-B-P	60w 48d 39h	\$4,703	
	ETA-TBL-7248-39-B-P	72w 48d 39h	\$5,378	
	ETA-TBL-8448-39-B-P	84w 48d 39h	\$6,045	
	ETA-TBL-9648-39-B-P	96w 48d 39h	\$6,703	
	ETA-TBL-6054-39-B-P	60w 54d 39h	\$5,034	
	ETA-TBL-7254-39-B-P	72w 54d 39h	\$6,457	
	ETA-TBL-8454-39-B-P	84w 54d 39h	\$6,299	
	ETA-TBL-9654-39-B-P	96w 54d 39h	\$6,213	
	ETA-TBL-7260-39-B-P	72w 54d 39h	\$9,667	
	ETA-TBL-8460-39-B-P	84w 60d 39h	\$9,396	
	ETA-TBL-9660-39-B-P	96w 60d 39h	\$9,211	
	<p>Rectangle Study Table 1 1/4" x 1 1/2" solid wood top edge band, wood veneer inset, 2 Solid Wood End Assemblies with a center stretcher</p>	Beech		
		ETA-TBL-4236-39-B-V	42w 36d 39h	\$4,266
		ETA-TBL-4836-39-B-V	48w 36d 39h	\$4,747
		ETA-TBL-6036-39-B-V	60w 36d 39h	\$3,819
ETA-TBL-7236-39-B-V		72w 36d 39h	\$4,366	
ETA-TBL-6048-39-B-V		60w 48d 39h	\$4,703	
ETA-TBL-7248-39-B-V		72w 48d 39h	\$5,378	
ETA-TBL-8448-39-B-V		84w 48d 39h	\$6,045	
ETA-TBL-9648-39-B-V		96w 48d 39h	\$6,703	
ETA-TBL-6054-39-B-V		60w 54d 39h	\$5,034	
ETA-TBL-7254-39-B-V		72w 54d 39h	\$6,457	
ETA-TBL-8454-39-B-V		84w 54d 39h	\$6,299	
ETA-TBL-9654-39-B-V		96w 54d 39h	\$6,213	
ETA-TBL-7260-39-B-V		72w 54d 39h	\$9,667	
ETA-TBL-8460-39-B-V		84w 60d 39h	\$9,396	
ETA-TBL-9660-39-B-V		96w 60d 39h	\$9,211	
<p>Rectangle Study Table 1 1/4" x 1 1/2" solid wood top edge band, marmoleum inset, 2 Solid Wood End Assemblies with a center stretcher</p>		Beech		
		ETA-TBL-4236-39-B-M	42w 36d 39h	\$4,537
		ETA-TBL-4836-39-B-M	48w 36d 39h	\$5,074
		ETA-TBL-6036-39-B-M	60w 36d 39h	\$4,082
	ETA-TBL-7236-39-B-M	72w 36d 39h	\$4,687	
	ETA-TBL-6048-39-B-M	60w 48d 39h	\$5,057	
	ETA-TBL-7248-39-B-M	72w 48d 39h	\$5,802	
	ETA-TBL-8448-39-B-M	84w 48d 39h	\$6,543	
	ETA-TBL-9648-39-B-M	96w 48d 39h	\$7,271	
	ETA-TBL-6054-39-B-M	60w 54d 39h	\$8,999	
	ETA-TBL-7254-39-B-M	72w 54d 39h	\$8,696	
	ETA-TBL-8454-39-B-M	84w 54d 39h	\$8,466	
	ETA-TBL-9654-39-B-M	96w 54d 39h	\$7,608	
	ETA-TBL-7260-39-B-M	72w 54d 39h	\$7,373	
	ETA-TBL-8460-39-B-M	84w 60d 39h	\$7,238	
	ETA-TBL-9660-39-B-M	96w 60d 39h	\$9,170	

Plastic laminate, Veneer or Marmoleum® top standard
Custom modifications, youth heights available upon request.
Call for information on other wood species

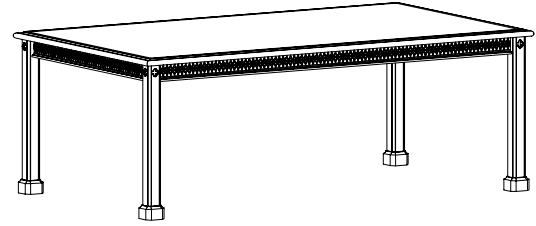
STUDY TABLES



DESCRIPTION	ITEM NO	SIZE	STANDARD LIST
Round Study Table with gothic detail, wood legs and wood feet.	Red Oak		
	GOT-TBL-48-30-RO	48 Dia. 30h	\$6,655
	GOT-TBL-54-30-RO	54 Dia. 30h	\$6,836
	GOT-TBL-60-30-RO	60 Dia. 30h	\$7,017
	Cherry		
	GOT-TBL-48-30-C	48 Dia. 30h	\$7,157
GOT-TBL-54-30-C	54 Dia. 30h	\$7,310	
GOT-TBL-60-30-C	60 Dia. 30h	\$7,518	



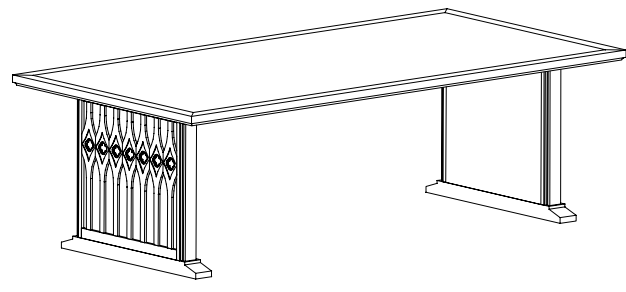
Square Study Table with gothic detail, wood legs and wood feet.	Red Oak		
	GOT-TBL-4848-30-RO	48w 48d 30h	\$5,116
	GOT-TBL-5454-30-RO	54w 54d 30h	\$5,233
	GOT-TBL-6060-30-RO	60w 60d 30h	\$5,305
	Cherry		
	GOT-TBL-4848-30-C	48w 48d 30h	\$5,360
GOT-TBL-5454-30-C	54w 54d 30h	\$5,486	
GOT-TBL-6060-30-C	60w 60d 30h	\$5,644	



Rectangular Study Table with gothic detail, wood legs and wood feet.	Red Oak		
	GOT-TBL-4836-30-RO	48w 36d 30h	\$4,867
	GOT-TBL-6036-30-RO	60w 36d 30h	\$5,052
	GOT-TBL-7236-30-RO	72w 36d 30h	\$5,129
	GOT-TBL-6048-30-RO	60w 48d 30h	\$5,576
	GOT-TBL-7248-30-RO	72w 48d 30h	\$5,653
	GOT-TBL-8448-30-RO	84w 48d 30h	\$5,730
	GOT-TBL-9648-30-RO	96w 48d 30h	\$5,838
	GOT-TBL-10848-30-RO	108w 48d 30h	\$7,301
	GOT-TBL-8454-30-RO	84w 54d 30h	\$5,775
	GOT-TBL-9654-30-RO	96w 54d 30h	\$5,883
	GOT-TBL-10854-30-RO	108w 54d 30h	\$7,346
	GOT-TBL-8460-30-RO	84w 60d 30h	\$5,992
	GOT-TBL-9660-30-RO	96w 60d 30h	\$6,073
	GOT-TBL-10860-30-RO	108w 60d 30h	\$7,518
	Cherry		
	GOT-TBL-4836-30-C	48w 36d 30h	\$5,057
	GOT-TBL-6036-30-C	60w 36d 30h	\$5,265
	GOT-TBL-7236-30-C	72w 36d 30h	\$5,373
	GOT-TBL-6048-30-C	60w 48d 30h	\$5,743
	GOT-TBL-7248-30-C	72w 48d 30h	\$5,874
	GOT-TBL-8448-30-C	84w 48d 30h	\$6,023
	GOT-TBL-9648-30-C	96w 48d 30h	\$6,159
	GOT-TBL-10848-30-C	108w 48d 30h	\$7,662
GOT-TBL-8454-30-C	84w 54d 30h	\$6,082	
GOT-TBL-9654-30-C	96w 54d 30h	\$6,217	
GOT-TBL-10854-30-C	108w 54d 30h	\$7,721	
GOT-TBL-8460-30-C	84w 60d 30h	\$6,312	
GOT-TBL-9660-30-C	96w 60d 30h	\$6,416	
GOT-TBL-10860-30-C	108w 60d 30h	\$7,879	

Plastic laminate or Marmoleum® top standard, veneer top add 10%
 Electrical, wire management and accessories available, see electrical section for options
 Custom modifications, youth and standing heights available upon request.

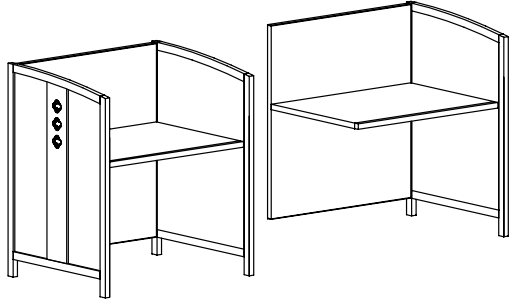
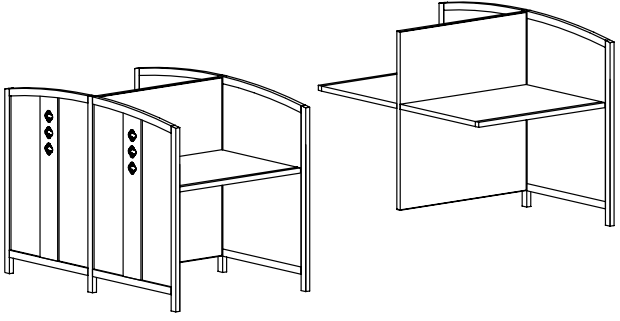
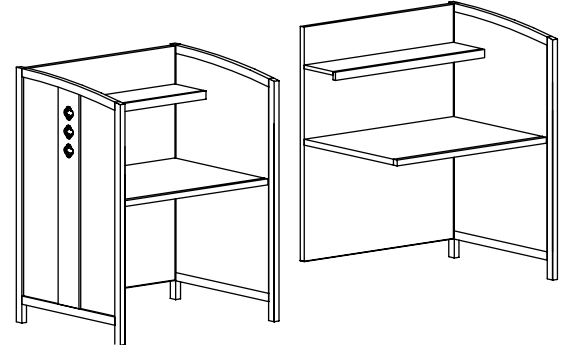
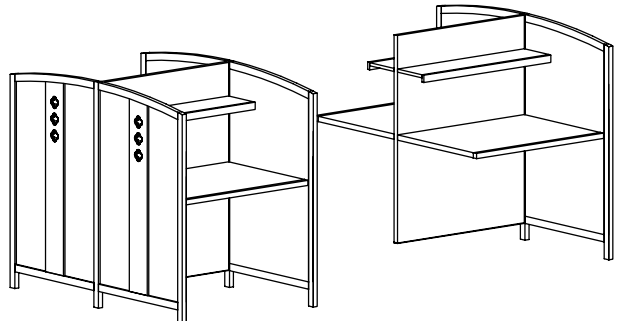
PANEL TABLES



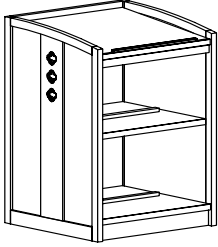






DESCRIPTION	ITEM NO	SIZE	STANDARD LIST
Rectangular Study Table with gothic detail, trestle base.	Red Oak		
	GOT-TBL-4836-30-TB-RO	48w 36d 30h	\$6,190
	GOT-TBL-6036-30-TB-RO	60w 36d 30h	\$6,448
	GOT-TBL-7236-30-TB-RO	72w 36d 30h	\$6,588
	GOT-TBL-6048-30-TB-RO	60w 48d 30h	\$7,373
	GOT-TBL-7248-30-TB-RO	72w 48d 30h	\$7,418
	GOT-TBL-8448-30-TB-RO	84w 48d 30h	\$7,563
	GOT-TBL-9648-30-TB-RO	96w 48d 30h	\$7,707
	GOT-TBL-10848-30-TB-RO	108w 48d 30h	\$7,911
	GOT-TBL-8454-30-TB-RO	84w 54d 30h	\$8,028
	GOT-TBL-9654-30-TB-RO	96w 54d 30h	\$8,231
	GOT-TBL-10854-30-TB-RO	108w 54d 30h	\$8,466
	GOT-TBL-8460-30-TB-RO	84w 60d 30h	\$8,254
	GOT-TBL-9660-30-TB-RO	96w 60d 30h	\$8,276
	GOT-TBL-10860-30-TB-RO	108w 60d 30h	\$10,046
	Cherry		
	GOT-TBL-4836-30-TB-C	48w 36d 30h	\$6,795
	GOT-TBL-6036-30-TB-C	60w 36d 30h	\$6,800
	GOT-TBL-7236-30-TB-C	72w 36d 30h	\$6,980
	GOT-TBL-6048-30-TB-C	60w 48d 30h	\$7,843
	GOT-TBL-7248-30-TB-C	72w 48d 30h	\$7,888
	GOT-TBL-8448-30-TB-C	84w 48d 30h	\$8,069
	GOT-TBL-9648-30-TB-C	96w 48d 30h	\$8,481
	GOT-TBL-10848-30-TB-C	108w 48d 30h	\$8,765
	GOT-TBL-8454-30-TB-C	84w 54d 30h	\$8,561
	GOT-TBL-9654-30-TB-C	96w 54d 30h	\$8,809
	GOT-TBL-10854-30-TB-C	108w 54d 30h	\$9,044
	GOT-TBL-8460-30-TB-C	84w 60d 30h	\$8,787
	GOT-TBL-9660-30-TB-C	96w 60d 30h	\$8,854
	GOT-TBL-10860-30-TB-C	108w 60d 30h	\$10,624
Rectangular Study Table with edgeband, and 3 trestle base	Red Oak		
	GOT-TBL-12054-30-TB-RO	120w 54d 30h	\$9,374
	GOT-TBL-14454-30-TB-RO	144w 54d 30h	\$10,105
	GOT-TBL-12060-30-TB-RO	120w 60d 30h	\$9,572
	GOT-TBL-14460-30-TB-RO	144w 60d 30h	\$10,299
	Cherry		
	GOT-TBL-12054-30-TB-C	120w 54d 30h	\$10,213
	GOT-TBL-14454-30-TB-C	144w 54d 30h	\$10,945
	GOT-TBL-12060-30-TB-C	120w 60d 30h	\$10,566
	GOT-TBL-14460-30-TB-C	144w 60d 30h	\$11,297

Plastic laminate or Marmoleum® top standard, veneer top add 10%
 Electrical, wire management and accessories available, see electrical section for options
 Custom modifications, youth and standing heights available upon request.

PANEL CARRELS

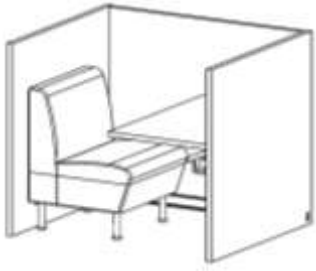





	DESCRIPTION	ITEM NO	SIZE	STANDARD LIST	
	One Person, Study Carrel with plastic laminate top.	Red Oak			
		Starter	GOT-CRL-STR-3630-48-RO	36w 30d 48h	\$4,985
		Adder	GOT-CRL-ADR-3530-48-RO	35w 30d 48h	\$4,429
		Starter	GOT-CRL-STR-4230-48-RO	42w 30d 48h	\$5,034
		Adder	GOT-CRL-ADR-4130-48-RO	41w 30d 48h	\$4,470
		Starter	GOT-CRL-STR-4830-48-RO	48w 30d 48h	\$5,093
		Adder	GOT-CRL-ADR-4730-48-RO	47w 30d 48h	\$4,538
		Cherry			
		Starter	GOT-CRL-STR-3630-48-C	36w 30d 48h	\$5,251
		Adder	GOT-CRL-ADR-3530-48-C	35w 30d 48h	\$4,678
		Starter	GOT-CRL-STR-4230-48-C	42w 30d 48h	\$5,341
		Adder	GOT-CRL-ADR-4130-48-C	41w 30d 48h	\$4,709
		Starter	GOT-CRL-STR-4830-48-C	48w 30d 48h	\$5,409
		Adder	GOT-CRL-ADR-4730-48-C	47w 30d 48h	\$4,745
	Double Faced, Two Person Study Carrel with plastic laminate top.	Red Oak			
		Starter	GOT-CRL-STR-3660-48-RO	36w 60d 48h	\$9,166
		Adder	GOT-CRL-ADR-3560-48-RO	35w 60d 48h	\$8,109
		Starter	GOT-CRL-STR-4260-48-RO	42w 60d 48h	\$9,211
		Adder	GOT-CRL-ADR-4160-48-RO	41w 60d 48h	\$8,172
		Starter	GOT-CRL-STR-4860-48-RO	48w 60d 48h	\$9,256
		Adder	GOT-CRL-ADR-4760-48-RO	47w 60d 48h	\$8,340
		Cherry			
		Starter	GOT-CRL-STR-3660-48-C	36w 60d 48h	\$9,622
		Adder	GOT-CRL-ADR-3560-48-C	35w 60d 48h	\$8,579
		Starter	GOT-CRL-STR-4260-48-C	42w 60d 48h	\$9,667
		Adder	GOT-CRL-ADR-4160-48-C	41w 60d 48h	\$8,624
		Starter	GOT-CRL-STR-4860-48-C	48w 60d 48h	\$9,712
		Adder	GOT-CRL-ADR-4760-48-C	47w 60d 48h	\$8,669
	One Person, Study Carrel with plastic laminate top featuring overhead shelf.	Red Oak			
		Starter	GOT-CRL-STR-3630-54-RO	36w 30d 54h	\$6,168
		Adder	GOT-CRL-ADR-3530-54-RO	35w 30d 54h	\$5,486
		Starter	GOT-CRL-STR-4230-54-RO	42w 30d 54h	\$6,213
		Adder	GOT-CRL-ADR-4130-54-RO	41w 30d 54h	\$5,567
		Starter	GOT-CRL-STR-4830-54-RO	48w 30d 54h	\$6,303
		Adder	GOT-CRL-ADR-4730-54-RO	47w 30d 54h	\$5,703
		Cherry			
		Starter	GOT-CRL-STR-3630-54-C	36w 30d 54h	\$6,412
		Adder	GOT-CRL-ADR-3530-54-C	35w 30d 54h	\$5,648
		Starter	GOT-CRL-STR-4230-54-C	42w 30d 54h	\$6,457
		Adder	GOT-CRL-ADR-4130-54-C	41w 30d 54h	\$5,716
		Starter	GOT-CRL-STR-4830-54-C	48w 30d 54h	\$6,547
		Adder	GOT-CRL-ADR-4730-54-C	47w 30d 54h	\$5,852
	Double Faced, Two Person Study Carrel with plastic laminate top featuring overhead shelf.	Red Oak			
		Starter	GOT-CRL-STR-3660-54-RO	36w 60d 54h	\$11,112
		Adder	GOT-CRL-ADR-3560-54-RO	35w 60d 54h	\$9,550
		Starter	GOT-CRL-STR-4260-54-RO	42w 60d 54h	\$11,180
		Adder	GOT-CRL-ADR-4160-54-RO	41w 60d 54h	\$9,613
		Starter	GOT-CRL-STR-4860-54-RO	48w 60d 54h	\$11,252
		Adder	GOT-CRL-ADR-4760-54-RO	47w 60d 54h	\$9,703
		Cherry			
		Starter	GOT-CRL-STR-3660-54-C	36w 60d 54h	\$11,663
		Adder	GOT-CRL-ADR-3560-54-C	35w 60d 54h	\$9,866
		Starter	GOT-CRL-STR-4260-54-C	42w 60d 54h	\$11,744
		Adder	GOT-CRL-ADR-4160-54-C	41w 60d 54h	\$9,933
		Starter	GOT-CRL-STR-4860-54-C	48w 60d 54h	\$11,861
		Adder	GOT-CRL-ADR-4760-54-C	47w 60d 54h	\$10,024

Plastic laminate or Marmoleum® top standard, veneer top add 10%
 Option: Straight Top Rail (same price)
 Electrical, wire management and accessories available, see electrical section for options
 Custom modifications, youth and standing heights available upon request.

ACCESSORIES	DESCRIPTION	ITEM NO	SIZE	STANDARD LIST
 	Dictionary Stand	Red Oak GOT-DIC-3029-45-RO	30w 29d 45h	\$7,567
		Cherry GOT-DIC-3029-45-C	30w 29d 45h	\$7,969
		GOT-RVL-DIC-2114-8-RO	21w 14d 8h	\$1,580
		GOT-RVL-DIC-2114-8-C	21w 14d 8h	\$1,580
	Atlas Stand	Red Oak GOT-ATL-3029-45-RO	30w 29d 45h	\$11,062
		Cherry GOT-ATL-3029-45-C	30w 29d 45h	\$11,730
END PANELS				
	Single Faced End Panel Up to 66" high (h)	Red Oak GOT-EP-SF-1266-RO	12w 66h 1.25th	\$1,382
	Up to 90" high (h)	GOT-EP-SF-1290-RO	12w 90h 1.25th	\$1,413
	Double Faced End Panel Up to 66" high (h)	GOT-EP-DF-2466-RO	24w 66h 1.25th	\$1,928
	Up to 90" high (h)	GOT-EP-DF-2490-RO	24w 90h 1.25th	\$2,018
	Single Faced End Panel Up to 66" high (h)	Cherry GOT-EP-SF-1266-C	12w 66h 1.25th	\$1,467
	Up to 90" high (h)	GOT-EP-SF-1290-C	12w 90h 1.25th	\$1,522
	Double Faced End Panel Up to 66" high (h)	GOT-EP-DF-2466-C	24w 66h 1.25th	\$2,104
	Up to 90" high (h)	GOT-EP-DF-2490-C	24w 90h 1.25th	\$2,203
TOP CAPS				
  	Single Faced Width Top Cap Priced per foot length (l)	Red Oak GOT-TC-SF-12xx-RO	12w xxl 1.25th	\$158 per linear foot
	Double Faced Width Top Cap Priced per foot length (l)	GOT-TC-DF-24xx-RO	24w xxl 1.25th	\$203 per linear foot
	File Cabinet Width Top Cap Priced per foot length (l)	GOT-TC-FC-36xx-RO	36w xxl 1.25th	\$280 per linear foot
	Single Faced Width Top Cap Priced per foot length (l)	Cherry GOT-TC-SF-12xx-C	12w xxl 1.25th	\$167 per linear foot
	Double Faced Width Top Cap Priced per foot length (l)	GOT-TC-DF-24xx-C	24w xxl 1.25th	\$212 per linear foot
	File Cabinet Width Top Cap Priced per foot length (l)	GOT-TC-FC-36xx-C	36w xxl 1.25th	\$316 per linear foot
	Filler Strip Moulding Small-Finished filler strip	GOT-FLLR-3-3-96	8 ft. lengths	\$542 per 8 ft. length
	Filler Strip Moulding Large-Finished filler strip	GOT-FLLR-6-3-96	8 ft. lengths	\$813 per 8 ft. length

Plastic laminate or Marmoleum® top standard, veneer top add 20%
Custom modifications available upon request.

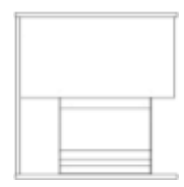
WORKSTATIONS

DESCRIPTION	ITEM NO	SIZE	STANDARD LIST
 <p>Single Faced 1 Person Work Station with maple, cherry, or red oak surrounds, plastic laminate work surface and side shelf, PVC edgeband, and bench with cushioned seat and back, metal legs with clear anodized aluminum finish.</p>	Veneer No Electrical		
	HMP-WKS-STR-4942-48-RAF-V	49w 42d 48h 19sh	\$7,959
	HMP-WKS-STR-4942-48-LAF-V	49w 42d 48h 19sh	\$7,959
	HMP-WKS-ADR-4942-48-RAF-V	48w 42d 48h 19sh	\$7,780
	HMP-WKS-ADR-4942-48-LAF-V	48w 42d 48h 19sh	\$7,780
NOTE: Does not include power module on work surface			
 <p>Single Faced 1 Person Work Station with maple, cherry, or red oak surrounds, plastic laminate work surface and side shelf, PVC edgeband, and bench with cushioned seat and back, metal legs with clear anodized aluminum finish.</p>	Veneer 4-Trac Electrical		
	HMP-WKS-STR-4942-48-RAF-ELE-V	49w 42d 48h 19sh	\$8,530
	HMP-WKS-STR-4942-48-LAF-ELE-V	49w 42d 48h 19sh	\$8,530
	HMP-WKS-ADR-4942-48-RAF-ELE-V	48w 42d 48h 19sh	\$8,350
	HMP-WKS-ADR-4942-48-LAF-ELE-V	48w 42d 48h 19sh	\$8,350
NOTE: 4-Trac is a hardwire connection which requires an electrician to wire to a junction box			
<p>Surface Mount Power Pop Up</p> <p>*1 Power Outlet 2 USB Outlets</p> <p>*Finish: Clear Anodized Aluminum</p>			
 <p>Single Faced 1 Person Work Station with maple, cherry, or red oak surrounds, plastic laminate work surface and side shelf, PVC edgeband, and bench with cushioned seat and back, metal legs with clear anodized aluminum finish.</p>	Veneer Plug Set		
	HMP-WKS-STR-4942-48-RAF-PLG-V	49w 42d 48h 19sh	\$8,514
	HMP-WKS-STR-4942-48-LAF-PLG-V	49w 42d 48h 19sh	\$8,514
	HMP-WKS-ADR-4942-48-RAF-PLG-V	48w 42d 48h 19sh	\$8,334
	HMP-WKS-ADR-4942-48-LAF-PLG-V	48w 42d 48h 19sh	\$8,334
NOTE: Plug Set is a standard 110v plug			
<p>COM Requirement Bench: 2.25 yards of 54" wide plain fabric.</p> <p>Contrasting Fabric: Seat 1.25 yards, back 1.25 yards.</p>			
 <p>Single Faced 1 Person Work Station with plastic laminate surrounds, work surface, and side shelf, PVC edgeband, bench with cushioned seat and back, metal legs with clear anodized aluminum finish.</p>	Plastic Laminate No Electrical		
	HMP-WKS-STR-4942-48-RAF-PL	49w 42d 48h 19sh	\$7,685
	HMP-WKS-STR-4942-48-LAF-PL	49w 42d 48h 19sh	\$7,685
	HMP-WKS-ADR-4942-48-RAF-PL	48w 42d 48h 19sh	\$7,133
	HMP-WKS-ADR-4942-48-LAF-PL	48w 42d 48h 19sh	\$7,133
NOTE: Does not include power module on work surface			
 <p>Single Faced 1 Person Work Station with plastic laminate surrounds, work surface, and side shelf, PVC edgeband, bench with cushioned seat and back, metal legs with clear anodized aluminum finish.</p>	Plastic Laminate 4-Trac Electrical		
	HMP-WKS-STR-4942-48-RAF-ELE-PL	49w 42d 48h 19sh	\$8,256
	HMP-WKS-STR-4942-48-LAF-ELE-PL	49w 42d 48h 19sh	\$8,256
	HMP-WKS-ADR-4942-48-RAF-ELE-PL	48w 42d 48h 19sh	\$7,703
	HMP-WKS-ADR-4942-48-LAF-ELE-PL	48w 42d 48h 19sh	\$7,703
NOTE: 4-Trac is a hardwire connection which requires an electrician to wire to a junction box			
<p>Surface Mount Power Pop Up</p> <p>*1 Power Outlet 2 USB Outlets</p> <p>*Finish: Clear Anodized Aluminum</p>			
 <p>Single Faced 1 Person Work Station with plastic laminate surrounds, work surface, and side shelf, PVC edgeband, bench with cushioned seat and back, metal legs with clear anodized aluminum finish.</p>	Plastic Laminate Plug Set		
	HMP-WKS-STR-4942-48-RAF-PLG-PL	49w 42d 48h 19sh	\$8,240
	HMP-WKS-STR-4942-48-LAF-PLG-PL	49w 42d 48h 19sh	\$8,240
	HMP-WKS-ADR-4942-48-RAF-PLG-PL	48w 42d 48h 19sh	\$7,687
	HMP-WKS-ADR-4942-48-LAF-PLG-PL	48w 42d 48h 19sh	\$7,687
NOTE: Plug Set is a standard 110v plug			
<p>COM Requirement Bench: 2.25 yards of 54" wide plain fabric.</p> <p>Contrasting Fabric: Seat 1.25 yards, back 1.25 yards.</p>			
<p>Standard Laminates include:</p> <p>Wilsonart: Series 60 finish laminates</p> <p>Formica: Series 58 finish laminates</p> <p>All other laminate series may be subject to up charge.</p>			

CONFIGURATIONS

Right Facing Starter

HMP-WKS-STR-4942-48-RAF-V
HMP-WKS-STR-4942-48-RAF-ELE-V
HMP-WKS-STR-4942-48-RAF-PLG-V
HMP-WKS-STR-4942-48-RAF-PL
HMP-WKS-STR-4942-48-RAF-ELE-PL
HMP-WKS-STR-4942-48-RAF-PLG-PL



Right Facing Adder

HMP-WKS-ADR-4942-48-RAF-V
HMP-WKS-ADR-4942-48-RAF-ELE-V
HMP-WKS-ADR-4942-48-RAF-PLG-V
HMP-WKS-ADR-4942-48-RAF-PL
HMP-WKS-ADR-4942-48-RAF-ELE-PL
HMP-WKS-ADR-4942-48-RAF-PLG-PL



Left Facing Starter

HMP-WKS-STR-4942-48-LAF-V
HMP-WKS-STR-4942-48-LAF-ELE-V
HMP-WKS-STR-4942-48-LAF-PLG-V
HMP-WKS-STR-4942-48-LAF-PL
HMP-WKS-STR-4942-48-LAF-ELE-PL
HMP-WKS-STR-4942-48-LAF-PLG-PL



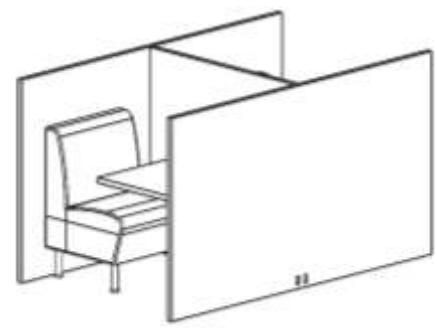
Left Facing Adder

HMP-WKS-ADR-4942-48-LAF-V
HMP-WKS-ADR-4942-48-LAF-ELE-V
HMP-WKS-ADR-4942-48-LAF-PLG-V
HMP-WKS-ADR-4942-48-LAF-PL
HMP-WKS-ADR-4942-48-LAF-ELE-PL
HMP-WKS-ADR-4942-48-LAF-PLG-PL

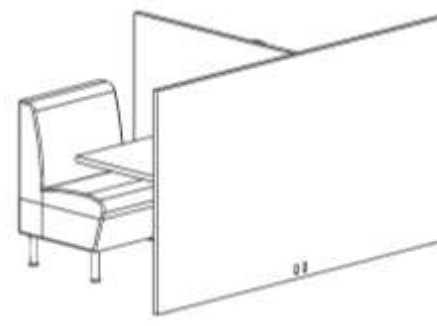


WORKSTATIONS

DESCRIPTION	ITEM NO	SIZE	STANDARD LIST
-------------	---------	------	---------------



Double Faced 2 Person Work Station with Maple, Cherry, or Red Oak Veneer Surrounds. Plastic Laminate Work Surface and Side Shelf PVC Edgeband Benches with Cushioned Seat and Back Metal Leg Base with a Clear Anodized Aluminum finish	Veneer No Electrical HMP-WKS-STR-8442-48-V HMP-WKS-ADR-8442-48-V	49w 84d 48h 19sh 48w 84d 48h 19sh	\$12,860 \$11,736
NOTE: Does not include power module on work surface			

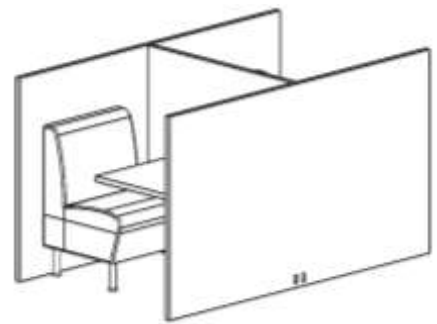


Double Faced 2 Person Work Station with Maple, Cherry, or Red Oak Veneer Surrounds. Plastic Laminate Work Surface and Side Shelf PVC Edgeband Benches with Cushioned Seat and Back Metal Leg Base with a Clear Anodized Aluminum finish Surface Mount Power Pop Up *1 Power Outlet 2 USB Outlets *Finish: Clear Anodized Aluminum	Veneer 4-Trac Electrical HMP-WKS-STR-8442-48-ELE-V HMP-WKS-ADR-8442-48-ELE-V	49w 84d 48h 19sh 48w 84d 48h 19sh	\$13,999 \$12,876
NOTE: 4-Trac is a hardwire connection which requires an electrician to wire to a junction box			

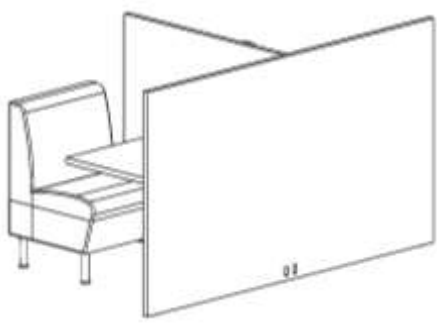


Double Faced 2 Person Work Station with Maple, Cherry, or Red Oak Veneer Surrounds. Plastic Laminate Work Surface and Side Shelf PVC Edgeband Benches with Cushioned Seat and Back Metal Leg Base with a Clear Anodized Aluminum finish Surface Mount Power Pop Up *1 Power Outlet 2 USB Outlets *Finish: Clear Anodized Aluminum	Veneer Plug Set HMP-WKS-STR-8442-48-PLG-V HMP-WKS-ADR-8442-48-PLG-V	49w 84d 48h 19sh 48w 84d 48h 19sh	\$13,844 \$12,721
NOTE: Plug Set is a stand 110v plug			

COM Requirement Bench: 4 yards of 54" wide plain fabric.
Contrasting Fabric: Seat 2 yards, back 2 yards.



Double Faced Work Station with Standard Plastic Laminate Surrounds. Plastic Laminate Work Surface Plastic Laminate Side Shelf Metal Leg Base with a Clear Anodized Aluminum finish	Plastic Laminate No Electrical HMP-WKS-STR-8442-48-PL HMP-WKS-ADR-8442-48-PL	49w 84d 48h 19sh 48w 84d 48h 19sh	\$11,961 \$11,067
NOTE: Does not include power module on work surface			



Double Faced Work Station with Standard Plastic Laminate Surrounds. Plastic Laminate Work Surface Plastic Laminate Side Shelf Metal Leg Base with a Clear Anodized Aluminum finish Surface Mount Power Pop Up *1 Power Outlet 2 USB Outlets *Finish: Clear Anodized Aluminum	Plastic Laminate 4-Trac Electrical HMP-WKS-STR-8442-48-ELE-PL HMP-WKS-ADR-8442-48-ELE-PL	49w 84d 48h 19sh 48w 84d 48h 19sh	\$13,101 \$12,206
NOTE: 4-Trac is a hardwire connection which requires an electrician to wire to a junction box			



Double Faced Work Station with Standard Plastic Laminate Surrounds. Plastic Laminate Work Surface Plastic Laminate Side Shelf Metal Leg Base with a Clear Anodized Aluminum finish Surface Mount Power Pop Up *1 Power Outlet 2 USB Outlets *Finish: Clear Anodized Aluminum	Plastic Laminate Plug Set HMP-WKS-STR-8442-48-PLG-PL HMP-WKS-ADR-8442-48-PLG-PL	49w 84d 48h 19sh 48w 84d 48h 19sh	\$12,946 \$12,052
NOTE: Plug Set is a stand 110v plug			

COM Requirement Bench: 5 yards of 54" wide plain fabric.
Contrasting Fabric: Seat 2 yards, back 2 yards.



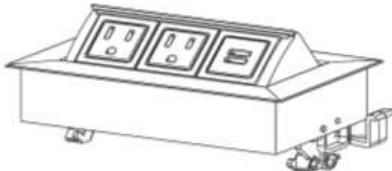


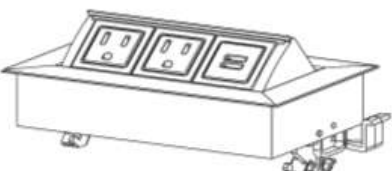
Standard Laminates include:
Wilsonart: Series 60 finish laminates
Formica: Series 58 finish laminates
All other laminate series may be subject to up charge.

CONFIGURATIONS

HMP-WKS-STR-8442-48-V
HMP-WKS-STR-8442-48-ELE-V
HMP-WKS-STR-8442-48-PLG-V
HMP-WKS-STR-8442-48-PL
HMP-WKS-STR-8442-48-ELE-PL
HMP-WKS-STR-8442-48-PLG-PL

HMP-WKS-ADR-8442-48-V
HMP-WKS-ADR-8442-48-ELE-V
HMP-WKS-ADR-8442-48-PLG-V
HMP-WKS-ADR-8442-48-PL
HMP-WKS-ADR-8442-48-ELE-PL
HMP-WKS-ADR-8442-48-PLG-PL

WORKSTATIONS

DESCRIPTION	ITEM NO	SIZE	STANDARD LIST
 <p>Single Faced 2 Person Work Station with Maple, Cherry, or Red Oak Veneer Surrounds. Plastic Laminate Work Surface and Side Shelf PVC Edgeband Benches with Cushioned Seat and Back Metal Leg Base with a Clear Anodized Aluminum finish</p>	Veneer No Electrical		
	HMP-WKS-STR-7742-48-RAF-V	77w 42d 48h 19sh	\$12,509
	HMP-WKS-STR-7742-48-LAF-V	77w 42d 48h 19sh	\$12,509
	HMP-WKS-ADR-7742-48-RAF-V	76w 42d 48h 19sh	\$11,197
	NOTE: Does not include power module on work surface		
 <p>Single Faced 2 Person Work Station with Maple, Cherry, or Red Oak Veneer Surrounds. Plastic Laminate Work Surface and Side Shelf PVC Edgeband Benches with Cushioned Seat and Back Metal Leg Base with a Clear Anodized Aluminum finish</p>	Veneer 4-Trac Electrical		
	HMP-WKS-STR-7742-48-RAF-ELE-V	77w 42d 48h 19sh	\$13,102
	HMP-WKS-STR-7742-48-LAF-ELE-V	77w 42d 48h 19sh	\$13,102
	HMP-WKS-ADR-7742-48-RAF-ELE-V	76w 42d 48h 19sh	\$11,790
	NOTE: 4-Trac is a hardwire connection which requires an electrician to wire to a junction box		
 <p>Surface Mount Power Pop Up *2 Power Outlet 2 USB Outlets *Finish: Clear Anodized Aluminum</p>	Veneer Plug Set		
	HMP-WKS-STR-7742-48-RAF-PLG-V	77w 42d 48h 19sh	\$13,085
	HMP-WKS-STR-7742-48-LAF-PLG-V	77w 42d 48h 19sh	\$13,085
	HMP-WKS-ADR-7742-48-RAF-PLG-V	76w 42d 48h 19sh	\$11,773
	NOTE: Plug Set is a stand 110v plug		
 <p>Single Faced 2 Person Work Station with Standard Plastic Laminate Surrounds. Plastic Laminate Work Surface and Side Shelf PVC Edgeband Benches with Cushioned Seat and Back Metal Leg Base with a Clear Anodized Aluminum finish</p>	Plastic Laminate No Electrical		
	HMP-WKS-STR-7742-48-RAF-PL	77w 42d 48h 19sh	\$11,786
	HMP-WKS-STR-7742-48-LAF-PL	77w 42d 48h 19sh	\$11,786
	HMP-WKS-ADR-7742-48-RAF-PL	76w 42d 48h 19sh	\$10,415
	NOTE: Does not include power module on work surface		
 <p>Single Faced 2 Person Work Station with Standard Plastic Laminate Surrounds. Plastic Laminate Work Surface and Side Shelf PVC Edgeband Benches with Cushioned Seat and Back Metal Leg Base with a Clear Anodized Aluminum finish</p>	Plastic Laminate 4-Trac Electrical		
	HMP-WKS-STR-7742-48-RAF-ELE-PL	77w 42d 48h 19sh	\$12,379
	HMP-WKS-STR-7742-48-LAF-ELE-PL	77w 42d 48h 19sh	\$12,379
	HMP-WKS-ADR-7742-48-RAF-ELE-PL	76w 42d 48h 19sh	\$11,008
	NOTE: 4-Trac is a hardwire connection which requires an electrician to wire to a junction box		
 <p>Surface Mount Power Pop Up *2 Power Outlet 2 USB Outlets *Finish: Clear Anodized Aluminum</p>	Plastic Laminate Plug Set		
	HMP-WKS-STR-7742-48-RAF-PLG-PL	77w 42d 48h 19sh	\$12,470
	HMP-WKS-STR-7742-48-LAF-PLG-PL	77w 42d 48h 19sh	\$12,470
	HMP-WKS-ADR-7742-48-RAF-PLG-PL	76w 42d 48h 19sh	\$11,098
	NOTE: Plug Set is a stand 110v plug		
<p>COM Requirement Bench: 4 yards of 54" wide plain fabric. Contrasting Fabric: Seat 2 yards, back 2 yards.</p>			
<p>Standard Laminates include: Wilsonart: Series 60 finish laminates Formica: Series 58 finish laminates All other laminate series may be subject to up charge.</p>			

CONFIGURATIONS

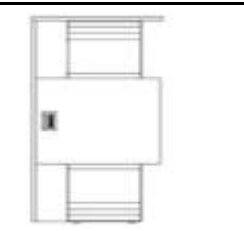
Right Facing Starter

HMP-WKS-STR-7742-48-RAF-V
HMP-WKS-STR-7742-48-RAF-ELE-V
HMP-WKS-STR-7742-48-RAF-PLG-V
HMP-WKS-STR-7742-48-RAF-PL
HMP-WKS-STR-7742-48-RAF-ELE-PL
HMP-WKS-STR-7742-48-RAF-PLG-PL



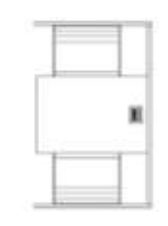
Right Facing Adder

HMP-WKS-ADR-7742-48-RAF-V
HMP-WKS-ADR-7742-48-RAF-ELE-V
HMP-WKS-ADR-7742-48-RAF-PLG-V
HMP-WKS-ADR-7742-48-RAF-PL
HMP-WKS-ADR-7742-48-RAF-ELE-PL
HMP-WKS-ADR-7742-48-RAF-PLG-PL



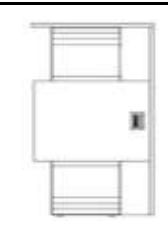
Left Facing Starter

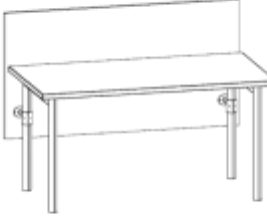


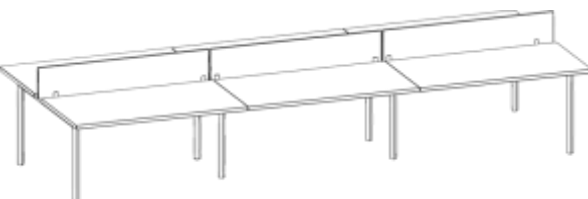

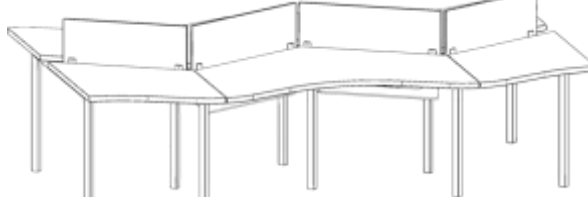


HMP-WKS-STR-7742-48-LAF-V
HMP-WKS-STR-7742-48-LAF-ELE-V
HMP-WKS-STR-7742-48-LAF-PLG-V
HMP-WKS-STR-7742-48-LAF-PL
HMP-WKS-STR-7742-48-LAF-ELE-PL
HMP-WKS-STR-7742-48-LAF-PLG-PL



Left Facing Adder

HMP-WKS-ADR-7742-48-LAF-V
HMP-WKS-ADR-7742-48-LAF-ELE-V
HMP-WKS-ADR-7742-48-LAF-PLG-V
HMP-WKS-ADR-7742-48-LAF-PL
HMP-WKS-ADR-7742-48-LAF-ELE-PL
HMP-WKS-ADR-7742-48-LAF-PLG-PL



WORKSTATIONS	DESCRIPTION	ITEM NO	SIZE	STANDARD LIST
	Single Faced Workstation with plastic laminate top, PVC edgeband, plastic laminate back panel, and steel powdercoat base with diamond legs.			
	1 Person Single Faced Workstation 48" 2 Person Single Faced Workstation 42"	MFT-WKS-1PS-4829-4129 MFT-WKS-2PS-8429-4129	48w 29d 41h 29wsh 84w 29d 41h 29wsh	\$4,690 \$5,776
	Single Faced Workstation with plastic laminate top, PVC edgeband, plastic laminate back panel, and steel powdercoat base with diamond legs.			
	3 Person Single Faced Workstation 42" 4 Person Single Faced Workstation 42"	MFT-WKS-3PS-12629-4129 MFT-WKS-4PS-16829-4129	126w 29d 41h 29wsh 168w 29d 41h 29wsh	\$12,704 \$10,133
	Double Faced Workstation with plastic laminate top, PVC edgeband, plastic laminate center divider panel, and steel powdercoat base with diamond legs.			
	2 Person Double Faced Workstation 48"	MFT-WKS-2PD-4854-4129	48w 54d 41h 29wsh	\$4,337
	4 Person Double Faced Workstation 36"	MFT-WKS-4PD-7254-4129	72w 54d 41h 29wsh	\$5,457
	4 Person Double Faced Workstation 42" 4 Person Double Faced Workstation 48"	MFT-WKS-4PD-8454-4129 MFT-WKS-4PD-9654-4129	84w 54d 41h 29wsh 96w 54d 41h 29wsh	\$5,819 \$5,896
	Double Faced Workstation with plastic laminate top, PVC edgeband, plastic laminate center divider panel, and steel powdercoat base with diamond legs.			
	6 Person Double Faced Workstation 36" 6 Person Double Faced Workstation 42"	MFT-WKS-6PD-10854-4129 MFT-WKS-6PD-12654-4129	108w 54d 41h 29wsh 126w 54d 41h 29wsh	\$11,246 \$11,436
	6 Person Double Faced Workstation 48"	MFT-WKS-6PD-14454-4129	144w 54d 41h 29wsh	\$11,837
	Double Faced Workstation with plastic laminate top, PVC edgeband, plastic laminate center divider panel, and steel powdercoat base with diamond legs.			
	8 Person Double Faced Workstation 36" 8 Person Double Faced Workstation 42"	MFT-WKS-8PD-14454-4129 MFT-WKS-8PD-16854-4129	144w 54d 41h 29wsh 168w 54d 41h 29wsh	\$10,933 \$11,505
	8 Person Double Faced Workstation 48"	MFT-WKS-8PD-19254-4129	192w 54d 41h 29wsh	\$11,659
	Double Faced Zig Zag Workstation with plastic laminate top, PVC edgeband, plastic laminate center divider panel, and steel powdercoat base with diamond legs.			
	3 Person Double Faced Workstation 48"	MFT-ZZ-3P-9665-4129	96w 65d 41h 29wsh	\$11,376
	4 Person Double Faced Workstation 48"	MFT-ZZ-4P-12065-4129	120w 65d 41h 29wsh	\$13,826
	5 Person Double Faced Workstation 48" 6 Person Double Faced Workstation 48"	MFT-ZZ-5P-14465-4129 MFT-ZZ-6P-16865-4129	144w 65d 41h 29wsh 168w 65d 41h 29wsh	\$16,330 \$18,829
	Double Faced Pod Workstation with plastic laminate top, PVC edgeband, plastic laminate center divider panel, and steel powdercoat base with diamond legs.			
	3 Person Double Faced Workstation 36" 3 Person Double Faced Workstation 42"	MFT-POD3-8092-4129 MFT-POD3-89103-4129	80w 92d 41h 29wsh 89w 103d 41h 29wsh	\$10,575 \$10,756
	Double Faced Pod Workstation with plastic laminate top, PVC edgeband, plastic laminate center divider panel, and steel powdercoat base with diamond legs.			
6 Person Double Faced Workstation 60"	MFT-POD6-132144-4129	132w 114d 29wsh	\$11,448	

Standard Laminates include:
Wilsonart: Series 60 finish laminates
Formica: Series 58 finish laminates
All other laminate series may be subject to up charge.

Desk options see page 81 (Elements Desk)
Electrical, wire management and accessories available, see electrical section for options

3 Form divider panels upon request

TABLES

DESCRIPTION	ITEM NO	SIZE	STANDARD LIST
-------------	---------	------	---------------



Square Study Table with stretcher base, diamond legs, plastic laminate top with PVC edgeband, and steel powdercoat base.

MFT-TBL-3636-29	36w 36d 29wsh	\$1,763
MFT-TBL-4848-29	48w 48d 29wsh	\$2,188
MFT-TBL-5454-29	54w 54d 29wsh	\$2,536
MFT-TBL-6060-29	60w 60d 29wsh	\$2,669



Rectangle Study Table with stretcher base, diamond legs, plastic laminate top with PVC edgeband, and steel powdercoat base.

MFT-TBL-4236-29	42w 36d 29wsh	\$1,884
MFT-TBL-4836-29	48w 36d 29wsh	\$1,892
MFT-TBL-5436-29	54w 36d 29wsh	\$2,034
MFT-TBL-6036-29	60w 36d 29wsh	\$2,072
MFT-TBL-7236-29	72w 36d 29wsh	\$2,270
MFT-TBL-5448-29	54w 48d 29wsh	\$2,330
MFT-TBL-6048-29	60w 48d 29wsh	\$2,330
MFT-TBL-7248-29	72w 48d 29wsh	\$2,545
MFT-TBL-8448-29	84w 48d 29wsh	\$2,645
MFT-TBL-9648-29	90w 48d 29wsh	\$2,653
MFT-TBL-6054-29	60w 54d 29wsh	\$2,454
MFT-TBL-7254-29	72w 54d 29wsh	\$2,794
MFT-TBL-8454-29	84w 54d 29wsh	\$2,802
MFT-TBL-9654-29	92w 54d 29wsh	\$2,811
MFT-TBL-7260-29	72w 60d 29wsh	\$2,923
MFT-TBL-8460-29	84w 60d 29wsh	\$2,931
MFT-TBL-9660-29	96w 60d 29wsh	\$2,940







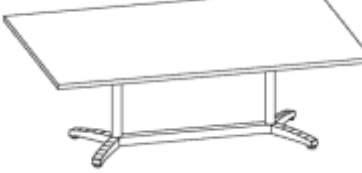

Rectangle Study Table with stretcher base, diamond legs, plastic laminate top with PVC edgeband, and steel powdercoat base.

MFT-TBL-10848-29	108w 48d 29wsh	\$3,876
MFT-TBL-12048-29	120w 48d 29wsh	\$3,970
MFT-TBL-10854-29	108w 54d 29wsh	\$4,046
MFT-TBL-12054-29	120w 54d 29wsh	\$4,055
MFT-TBL-10860-29	108w 60d 29wsh	\$4,175
MFT-TBL-12060-29	120w 60d 29wsh	\$4,184

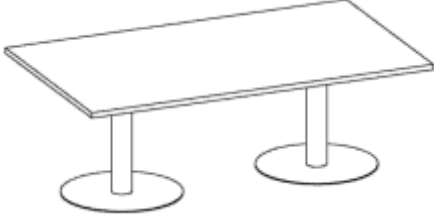
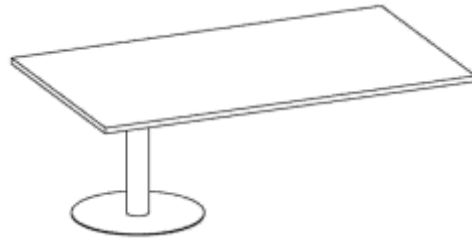
Standard Laminates include:
 Wilsonart: Series 60 finish laminates
 Formica: Series 58 finish laminates
 All other laminate series may be subject to up charge.


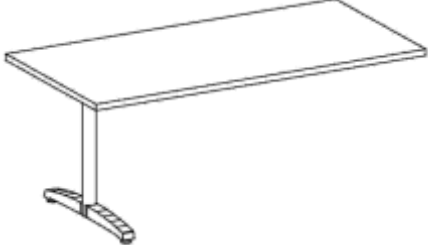
Options: Wood Veneer, Marmoleum Available upon request
 Electrical, wire management and accessories available, see electrical section for options

METAL BASE TABLES

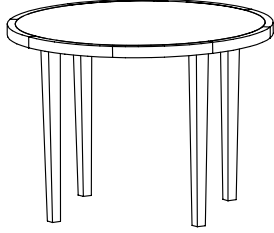
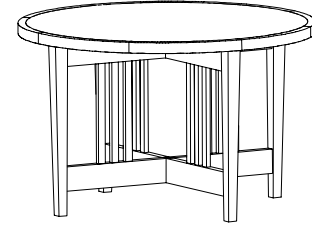
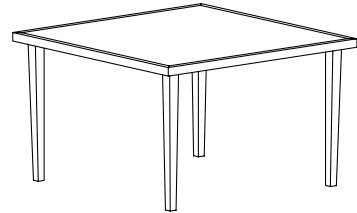
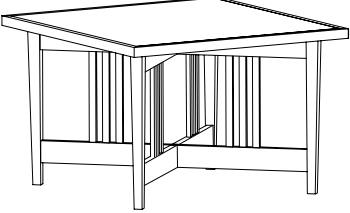
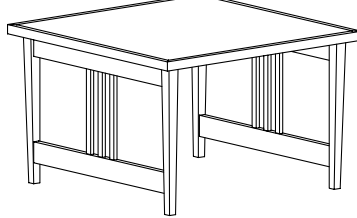
METAL BASE TABLES	DESCRIPTION	ITEM NO	SIZE	STANDARD LIST
	Round Table with Disc Base Marmoleum or plastic laminate top, PVC edgeband, and metal powdercoat base.	TBL-DBSE-36-29	36 dia. 29h	\$1,463
		TBL-DBSE-42-29	42 dia. 29h	\$1,595
		TBL-DBSE-48-29	48 dia. 29h	\$1,694
		TBL-DBSE-54-29	54 dia. 29h	\$2,078
		TBL-DBSE-60-29	60 dia. 29h	\$2,575
	Square Table with Disc Base Marmoleum or plastic laminate top, PVC edgeband, and metal powdercoat base.	TBL-DBSE-2525-29	25w 25d 29h	\$1,242
		TBL-DBSE-3030-29	30w 30d 29h	\$1,242
		TBL-DBSE-3636-29	36w 36d 29h	\$1,356
	Round Table with Duracast X Base Marmoleum or plastic laminate top, PVC edgeband, and metal powdercoat base.	TBL-XBSE-30-29	30 dia. 29h	\$1,130
		TBL-XBSE-36-29	36 dia. 29h	\$1,243
		TBL-XBSE-42-29	42 dia. 29h	\$1,323
		TBL-XBSE-48-29	48 dia. 29h	\$1,461
	Square Table with Duracast X Base Marmoleum or plastic laminate top, PVC edgeband, and metal powdercoat base.	TBL-XBSE-2424-29	24w 24d 29h	\$1,002
		TBL-XBSE-3030-29	30w 30d 29h	\$1,022
		TBL-XBSE-3636-29	36w 36d 29h	\$1,084
		TBL-XBSE-4242-29	42w 42d 29h	\$1,249
	Rectangular Table with Duracast Y Base Marmoleum or plastic laminate top, PVC edgeband, and metal powdercoat base. Tables 60 x 36 and under do not require stretchers.	TBL-YBSE-6024-29	60w 24d 29h	\$1,223
		TBL-YBSE-6030-29	60w 30d 29h	\$1,326
		TBL-YBSE-6036-29	60w 36d 29h	\$1,734
		TBL-YBSE-7230-29	72w 30d 29h	\$1,679
		TBL-YBSE-7236-29	72w 36d 29h	\$2,198
		TBL-YBSE-7242-29	72w 42d 29h	\$2,203
		TBL-YBSE-8436-29	84w 36d 29h	\$2,231
		TBL-YBSE-8442-29	84w 42d 29h	\$2,240
		TBL-YBSE-8448-29	84w 48d 29h	\$2,240
		Flip Top Option with easy handle release (N/A on 48d tops)	OPT-FLIP-YBASE	
	Rectangular Table with Height Adjustable Base Marmoleum or plastic laminate top. PVC edgeband, metal base (white, silver or black) Counterbalance mechanism for one handed height adjustment from 27"-47" high.	TBL-FLOAT-6030-27-47	60w 30d 27-47h	\$3,784
Plastic laminate or Marmoleum® top with PVC edgeband standard. Veneer top and/or wood edgeband subject to up-charge.				
Agati powdercoat finish standard. Chrome finish subject to up-charge.				
	Café height tables available by request	OPT-STDG-HGT-TBL		\$232
	Wire management through base column	OPT-WM-TBL-BSE		\$397
	Caster option (not available on disc base)	OPT-CST-TBL-01		\$115
	Pin Clip/Height Adjustable Height Per Table	OPT-PINCLIP-ADJ-HGT		\$453
Modesty panel available by request				
Standard laminates include:				
Wilsonart series 60 finish and Formica series 58 finish				
All other laminate series may be subject to up charge.				
Custom modifications available upon request.				
Electrical, wire management and accessories available, see electrical section for options				

METAL BASE TABLES

METAL BASE TABLES	DESCRIPTION	ITEM NO	SIZE	STANDARD LIST
	Rectangular Table with Disc Bases Marmoleum or plastic laminate top. PVC edgeband, metal powdercoat base.	TBL-DBSE-4824-29	48w 24d 29h	\$2,002
		TBL-DBSE-4830-29	48w 30d 29h	\$2,002
		TBL-DBSE-4836-29	48w 36d 29h	\$2,467
		TBL-DBSE-4842-29	48w 42d 29h	\$3,083
		TBL-DBSE-5424-29	54w 24d 29h	\$2,069
		TBL-DBSE-5430-29	54w 30d 29h	\$2,069
		TBL-DBSE-5436-29	54w 36d 29h	\$2,544
		TBL-DBSE-5442-29	54w 42d 29h	\$3,128
		TBL-DBSE-6024-29	60w 24d 29h	\$2,069
		TBL-DBSE-6030-29	60w 30d 29h	\$2,146
		TBL-DBSE-6036-29	60w 36d 29h	\$2,620
		TBL-DBSE-6042-29	60w 42d 29h	\$3,205
		TBL-DBSE-7224-29	72w 24d 29h	\$2,155
		TBL-DBSE-7230-29	72w 30d 29h	\$2,309
		TBL-DBSE-7236-29	72w 36d 29h	\$2,918
		TBL-DBSE-7242-29	72w 42d 29h	\$3,503
TBL-DBSE-7248-29	72w 48d 29h	\$3,503		
	Rectangular Table with Disc Base and Wall Mount. Marmoleum or plastic laminate top. PVC edgeband, metal powdercoat base.	TBL-DBSE-4824-29-WM	48w 24d 29h	\$1,469
		TBL-DBSE-4830-29-WM	48w 30d 29h	\$1,469
		TBL-DBSE-4836-29-WM	48w 36d 29h	\$1,794
		TBL-DBSE-4842-29-WM	48w 42d 29h	\$2,120
		TBL-DBSE-5424-29-WM	54w 24d 29h	\$1,536
		TBL-DBSE-5430-29-WM	54w 30d 29h	\$1,536
		TBL-DBSE-5436-29-WM	54w 36d 29h	\$1,871
		TBL-DBSE-5442-29-WM	54w 42d 29h	\$2,165
		TBL-DBSE-6024-29-WM	60w 24d 29h	\$1,536
		TBL-DBSE-6030-29-WM	60w 30d 29h	\$1,613
		TBL-DBSE-6036-29-WM	60w 36d 29h	\$1,947
		TBL-DBSE-6042-29-WM	60w 42d 29h	\$2,242
		TBL-DBSE-7224-29-WM	72w 24d 29h	\$1,622
		TBL-DBSE-7230-29-WM	72w 30d 29h	\$1,776
		TBL-DBSE-7236-29-WM	72w 36d 29h	\$2,245
		TBL-DBSE-7242-29-WM	72w 42d 29h	\$2,540
TBL-DBSE-7248-29-WM	72w 48d 29h	\$2,540		
	Plastic laminate or Marmoleum® top with PVC edgeband standard. Veneer top and/or wood edgeband subject to up-charge. Agati powdercoat finish standard. Chrome finish subject to up-charge. Zodiac, Stone and Solid Surface available by request. Café height tables available by request Wire management available by request Standard laminates include: Wilsonart series 60 finish and Formica series 58 finish All other laminate series may be subject to up charge. Custom modifications available upon request. Electrical, wire management and accessories available, see electrical section for options	OPT-STDG-HGT-TBL		\$232

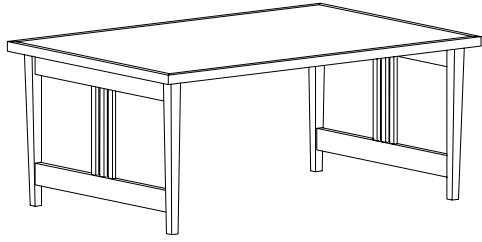
METAL BASE TABLES	DESCRIPTION	ITEM NO	SIZE	STANDARD LIST		
	Rectangular Table with Duracast T-Bases Marmoleum or plastic laminate top. PVC edgeband, metal powdercoat base.	TBL-TBSE-4824-29	48w 24d 29h	\$1,145		
		TBL-TBSE-4830-29	48w 30d 29h	\$1,168		
		TBL-TBSE-4836-29	48w 36d 29h	\$1,430		
		TBL-TBSE-4842-29	48w 42d 29h	\$1,521		
		TBL-TBSE-5424-29	54w 24d 29h	\$1,213		
		TBL-TBSE-5430-29	54w 30d 29h	\$1,236		
		TBL-TBSE-5436-29	54w 36d 29h	\$1,430		
		TBL-TBSE-5442-29	54w 42d 29h	\$1,521		
		TBL-TBSE-6024-29	60w 24d 29h	\$1,213		
		TBL-TBSE-6030-29	60w 30d 29h	\$1,313		
		TBL-TBSE-6036-29	60w 36d 29h	\$1,507		
		TBL-TBSE-6042-29	60w 42d 29h	\$1,598		
		TBL-TBSE-7224-29	72w 24d 29h	\$1,299		
		TBL-TBSE-7230-29	72w 30d 29h	\$1,475		
		TBL-TBSE-7236-29	72w 36d 29h	\$1,805		
		TBL-TBSE-7242-29	72w 42d 29h	\$1,896		
		TBL-TBSE-7248-29	72w 48d 29h	\$1,990		
		Flip Top Option with easy handle release (N/A on 48d tops)	OPT-FLIP-TBASE		\$298	
		Caster option	OPT-CST-TBL-01		\$115	
			Rectangular Table with Duracast T-Base and Wall Mount. Marmoleum or plastic laminate top. PVC edgeband, metal powdercoat base.	TBL-TBSE-4824-29-WM	48w 24d 29h	\$1,040
TBL-TBSE-4830-29-WM	48w 30d 29h			\$1,052		
TBL-TBSE-4836-29-WM	48w 36d 29h			\$1,314		
TBL-TBSE-4842-29-WM	48w 42d 29h			\$1,362		
TBL-TBSE-5424-29-WM	54w 24d 29h			\$1,108		
TBL-TBSE-5430-29-WM	54w 30d 29h			\$1,120		
TBL-TBSE-5436-29-WM	54w 36d 29h			\$1,314		
TBL-TBSE-5442-29-WM	54w 42d 29h			\$1,362		
TBL-TBSE-6024-29-WM	60w 24d 29h			\$1,108		
TBL-TBSE-6030-29-WM	60w 30d 29h			\$1,197		
TBL-TBSE-6036-29-WM	60w 36d 29h			\$1,391		
TBL-TBSE-6042-29-WM	60w 42d 29h			\$1,439		
TBL-TBSE-7224-29-WM	72w 24d 29h			\$1,194		
TBL-TBSE-7230-29-WM	72w 30d 29h			\$1,359		
TBL-TBSE-7236-29-WM	72w 36d 29h			\$1,689		
TBL-TBSE-7242-29-WM	72w 42d 29h			\$1,737		
TBL-TBSE-7248-29-WM	72w 48d 29h			\$1,783		
Plastic laminate or Marmoleum® top with PVC edgeband standard. Veneer top and/or wood edgeband subject to up-charge. Agati powdercoat finish standard. Chrome finish subject to up-charge. Zodiac, Stone and Solid Surface available by request.						
Café height tables - (1) Column Tables	OPT-BAR-HGT-1				\$50	
Café height tables - (2) Column Tables	OPT-BAR-HGT-2				\$100	
Caster option (not available on disc base)	OPT-CST-TBL-01		\$115			
Standard laminates include: Wilsonart series 60 finish and Formica series 58 finish All other laminate series may be subject to up charge.						
Custom modifications available upon request. Electrical, wire management and accessories available, see electrical section for options						

STUDY TABLES

	DESCRIPTION	ITEM NO	SIZE	STANDARD LIST		
	Round Study Table with edgeband, 4 wood legs. Note: Table is not ADA compliant.	Red Oak				
		MYL-TBL-36-30-RO	36 Dia. 30h	\$5,911		
		MYL-TBL-42-30-RO	42 Dia. 30h	\$6,710		
		MYL-TBL-48-30-RO	48 Dia. 30h	\$6,814		
		Cherry				
		MYL-TBL-36-30-C	36 Dia. 30h	\$6,109		
		MYL-TBL-42-30-C	42 Dia. 30h	\$6,895		
		MYL-TBL-48-30-C	48 Dia. 30h	\$6,994		
		Maple				
		MYL-TBL-36-30-M	36 Dia. 30h	\$5,933		
		MYL-TBL-42-30-M	42 Dia. 30h	\$6,746		
		MYL-TBL-48-30-M	48 Dia. 30h	\$6,859		
	Round Study Table with edgeband, X-base with 3 slat detail. Note: Table is not ADA compliant.	Red Oak				
		MYL-TBX-48-30-RO	48 Dia. 30h	\$6,814		
		MYL-TBX-54-30-RO	54 Dia. 30h	\$7,649		
		MYL-TBX-60-30-RO	60 Dia. 30h	\$8,123		
		Cherry				
		MYL-TBX-48-30-C	48 Dia. 30h	\$6,994		
		MYL-TBX-54-30-C	54 Dia. 30h	\$8,304		
		MYL-TBX-60-30-C	60 Dia. 30h	\$8,529		
		Maple				
		MYL-TBX-48-30-M	48 Dia. 30h	\$6,859		
		MYL-TBX-54-30-M	54 Dia. 30h	\$7,784		
		MYL-TBX-60-30-M	60 Dia. 30h	\$8,168		
	Square Study Table with edgeband, 4 wood legs.	Red Oak				
		MYL-TBL-4L-4242-30-RO	42w 42d 30h	\$4,637		
		MYL-TBL-4L-4848-30-RO	48w 48d 30h	\$4,728		
		Cherry				
		MYL-TBL-4L-4242-30-C	42w 42d 30h	\$4,705		
		MYL-TBL-4L-4848-30-C	48w 48d 30h	\$4,782		
		Maple				
		MYL-TBL-4L-4242-30-M	42w 42d 30h	\$4,637		
		MYL-TBL-4L-4848-30-M	48w 48d 30h	\$4,764		
			Square Study Table with edgeband, X-Base with 3 slat detail. Note: Table is not ADA compliant.	Red Oak		
				MYL-TBX-4242-30-RO	42w 42d 30h	\$6,317
				MYL-TBX-4848-30-RO	48w 48d 30h	\$6,371
MYL-TBX-5454-30-RO	54w 54d 30h			\$7,414		
MYL-TBX-6060-30-RO	60w 60d 30h			\$7,581		
Cherry						
MYL-TBX-4242-30-C	42w 42d 30h			\$6,452		
MYL-TBX-4848-30-C	48w 48d 30h			\$6,520		
MYL-TBX-5454-30-C	54w 54d 30h			\$7,762		
MYL-TBX-6060-30-C	60w 60d 30h			\$7,897		
Maple						
MYL-TBX-4242-30-M	42w 42d 30h			\$6,330		
MYL-TBX-4848-30-M	48w 48d 30h	\$6,385				
MYL-TBX-5454-30-M	54w 54d 30h	\$7,468				
MYL-TBX-6060-30-M	60w 60d 30h	\$7,604				
	Square Study Table with edgeband, Stretcher Base with 3 slat detail.	Red Oak				
		MYL-TBL-4242-30-RO	42w 42d 30h	\$6,272		
		MYL-TBL-4848-30-RO	48w 48d 30h	\$6,227		
		MYL-TBL-5454-30-RO	54w 54d 30h	\$7,265		
		MYL-TBL-6060-30-RO	60w 60d 30h	\$7,536		
		Cherry				
		MYL-TBL-4242-30-C	42w 42d 30h	\$6,407		
		MYL-TBL-4848-30-C	48w 48d 30h	\$6,475		
		MYL-TBL-5454-30-C	54w 54d 30h	\$7,739		
		MYL-TBL-6060-30-C	60w 60d 30h	\$7,875		
		Maple				
		MYL-TBL-4242-30-M	42w 42d 30h	\$6,285		
MYL-TBL-4848-30-M	48w 48d 30h	\$6,340				
MYL-TBL-5454-30-M	54w 54d 30h	\$7,423				
MYL-TBL-6060-30-M	60w 60d 30h	\$7,559				

Plastic laminate or Marmoleum® top standard, veneer top add 10%
 Base with straight legs and foot blocks add \$411 to list price
 Electrical, wire management and accessories available, see electrical section for options
 Custom modifications, youth and standing heights available upon request.

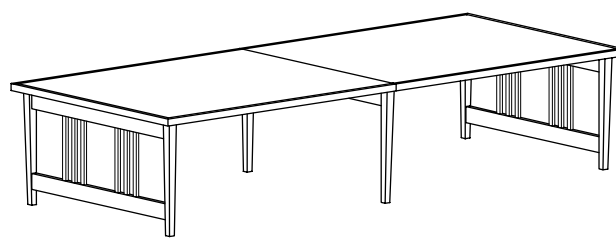
STUDY TABLES



DESCRIPTION	ITEM NO	SIZE	STANDARD LIST
Rectangular Study Table with edgeband, stretcher base with 3 slat detail, wood legs.	Red Oak		
	MYL-TBL-4836-30-RO	48w 36d 30h	\$5,865
	MYL-TBL-6036-30-RO	60w 36d 30h	\$6,114
	MYL-TBL-7236-30-RO	72w 36d 30h	\$6,227
	MYL-TBL-4842-30-RO	48w 42d 30h	\$6,498
	MYL-TBL-6042-30-RO	60w 42d 30h	\$6,498
	MYL-TBL-7242-30-RO	72w 42d 30h	\$6,610
	MYL-TBL-8442-30-RO	84w 42d 30h	\$6,836
	MYL-TBL-9642-30-RO	96w 42d 30h	\$7,085
	MYL-TBL-6048-30-RO	60w 48d 30h	\$6,475
	MYL-TBL-7248-30-RO	72w 48d 30h	\$6,904
	MYL-TBL-8448-30-RO	84w 48d 30h	\$7,039
	MYL-TBL-9648-30-RO	96w 48d 30h	\$7,513
	MYL-TBL-10848-30-RO	108w 48d 30h	\$8,936
	MYL-TBL-8454-30-RO	84w 54d 30h	\$7,446
MYL-TBL-9654-30-RO	96w 54d 30h	\$7,581	
MYL-TBL-10854-30-RO	108w 54d 30h	\$9,116	
MYL-TBL-12054-30-RO	120w 54d 30h	\$9,604	
MYL-TBL-8460-30-RO	84w 60d 30h	\$7,717	
MYL-TBL-9660-30-RO	96w 60d 30h	\$7,852	
MYL-TBL-10860-30-RO	108w 60d 30h	\$9,568	
MYL-TBL-12060-30-RO	120w 60d 30h	\$9,703	
Cherry			
MYL-TBL-4836-30-C	48w 36d 30h	\$6,069	
MYL-TBL-6036-30-C	60w 36d 30h	\$6,326	
MYL-TBL-7236-30-C	72w 36d 30h	\$6,407	
MYL-TBL-4842-30-C	48w 42d 30h	\$6,710	
MYL-TBL-6042-30-C	60w 42d 30h	\$6,710	
MYL-TBL-7242-30-C	72w 42d 30h	\$6,859	
MYL-TBL-8442-30-C	84w 42d 30h	\$7,085	
MYL-TBL-9642-30-C	96w 42d 30h	\$7,342	
MYL-TBL-6048-30-C	60w 48d 30h	\$6,678	
MYL-TBL-7248-30-C	72w 48d 30h	\$7,197	
MYL-TBL-8448-30-C	84w 48d 30h	\$7,378	
MYL-TBL-9648-30-C	96w 48d 30h	\$7,875	
MYL-TBL-10848-30-C	108w 48d 30h	\$9,297	
MYL-TBL-8454-30-C	84w 54d 30h	\$7,920	
MYL-TBL-9654-30-C	96w 54d 30h	\$8,055	
MYL-TBL-10854-30-C	108w 54d 30h	\$9,636	
MYL-TBL-12054-30-C	120w 54d 30h	\$10,132	
MYL-TBL-8460-30-C	84w 60d 30h	\$8,258	
MYL-TBL-9660-30-C	96w 60d 30h	\$8,421	
MYL-TBL-10860-30-C	108w 60d 30h	\$10,177	
MYL-TBL-12060-30-C	120w 60d 30h	\$10,335	
Maple			
MYL-TBL-4836-30-M	48w 36d 30h	\$5,920	
MYL-TBL-6036-30-M	60w 36d 30h	\$6,181	
MYL-TBL-7236-30-M	72w 36d 30h	\$6,249	
MYL-TBL-4842-30-M	48w 42d 30h	\$6,520	
MYL-TBL-6042-30-M	60w 42d 30h	\$6,520	
MYL-TBL-7242-30-M	72w 42d 30h	\$6,678	
MYL-TBL-8442-30-M	84w 42d 30h	\$6,904	
MYL-TBL-9642-30-M	96w 42d 30h	\$6,723	
MYL-TBL-6048-30-M	60w 48d 30h	\$6,601	
MYL-TBL-7248-30-M	72w 48d 30h	\$7,017	
MYL-TBL-8448-30-M	84w 48d 30h	\$7,152	
MYL-TBL-9648-30-M	96w 48d 30h	\$7,626	
MYL-TBL-8454-30-M	84w 54d 30h	\$7,672	
MYL-TBL-9654-30-M	96w 54d 30h	\$7,830	
MYL-TBL-10854-30-M	108w 54d 30h	\$9,387	
MYL-TBL-12054-30-M	120w 54d 30h	\$9,884	
MYL-TBL-8460-30-M	84w 60d 30h	\$7,988	
MYL-TBL-9660-30-M	96w 60d 30h	\$8,123	
MYL-TBL-10860-30-M	108w 60d 30h	\$9,861	
MYL-TBL-12060-30-M	120w 60d 30h	\$10,019	

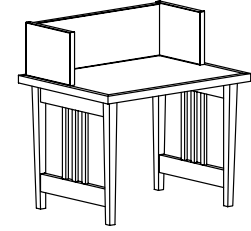
Plastic laminate or Marmoleum® top standard, veneer top add 10%
 Base with straight legs and foot blocks add \$411 to list price
 Electrical, wire management and accessories available, see electrical section for options
 Custom modifications, youth and standing heights available upon request.

TABLES

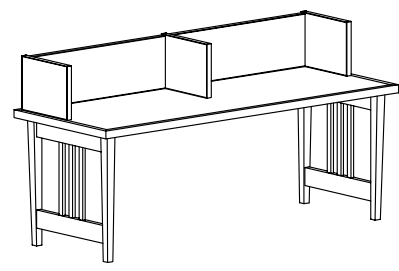


DESCRIPTION	ITEM NO	SIZE	STANDARD LIST
Rectangular Study Table with edgeband, stretcher base with 3 slat detail, 6 legs.	Red Oak		
	MYL-TBL-13254-30-RO	132w 54d 30h	\$10,798
	MYL-TBL-14454-30-RO	144w 54d 30h	\$10,798
	MYL-TBL-13260-30-RO	132w 60d 30h	\$11,205
	MYL-TBL-14460-30-RO	144w 60d 30h	\$11,205
	Cherry		
	MYL-TBL-13254-30-C	132w 54d 30h	\$11,509
	MYL-TBL-14454-30-C	144w 54d 30h	\$11,509
	MYL-TBL-13260-30-C	132w 60d 30h	\$12,017
	MYL-TBL-14460-30-C	144w 60d 30h	\$12,017
	Maple		
	MYL-TBL-13254-30-M	132w 54d 30h	\$11,137
MYL-TBL-14454-30-M	144w 54d 30h	\$11,137	
MYL-TBL-13260-30-M	132w 60d 30h	\$11,611	
MYL-TBL-14460-30-M	144w 60d 30h	\$11,611	

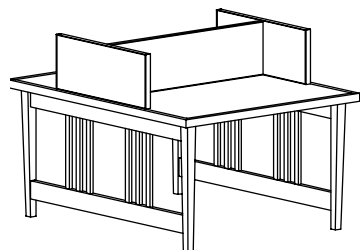
TABLE CARRELS



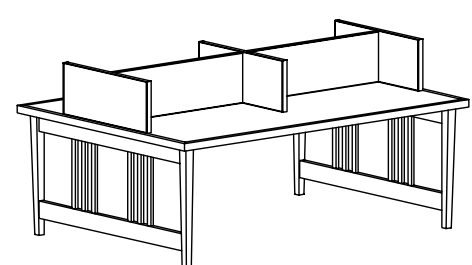
DESCRIPTION	ITEM NO	SIZE	STANDARD LIST
One Person Table Carrel with Marmoleum or plastic laminate top, wood edge, surround. Note: 36" Table is not ADA compliant.	Red Oak		
	MYL-TBL-CRL-3632-42-RO	36w 32d 42h	\$6,294
	MYL-TBL-CRL-4232-42-RO	42w 32d 42h	\$6,340
	MYL-TBL-CRL-4832-42-RO	48w 32d 42h	\$6,475
	Cherry		
	MYL-TBL-CRL-3632-42-C	36w 32d 42h	\$6,552
	MYL-TBL-CRL-4232-42-C	42w 32d 42h	\$6,606
	MYL-TBL-CRL-4832-42-C	48w 32d 42h	\$6,746
	Maple		
	MYL-TBL-CRL-3632-42-M	36w 32d 42h	\$6,407
	MYL-TBL-CRL-4232-42-M	42w 32d 42h	\$6,452
	MYL-TBL-CRL-4832-42-M	48w 32d 42h	\$6,565



Two Person, Single Faced Table Carrel Marmoleum or plastic laminate top, wood edge, surround.	Red Oak		
	MYL-TBL-CRL-7232-42-RO	72w 32d 42h	\$7,807
	MYL-TBL-CRL-8432-42-RO	84w 32d 42h	\$7,988
	MYL-TBL-CRL-9632-42-RO	96w 32d 42h	\$8,060
	Cherry		
	MYL-TBL-CRL-7232-42-C	72w 32d 42h	\$8,146
	MYL-TBL-CRL-8432-42-C	84w 32d 42h	\$8,349
	MYL-TBL-CRL-9632-42-C	96w 32d 42h	\$8,444
	Maple		
	MYL-TBL-CRL-7232-42-M	72w 32d 42h	\$7,942
	MYL-TBL-CRL-8432-42-M	84w 32d 42h	\$8,114
	MYL-TBL-CRL-9632-42-M	96w 32d 42h	\$8,213



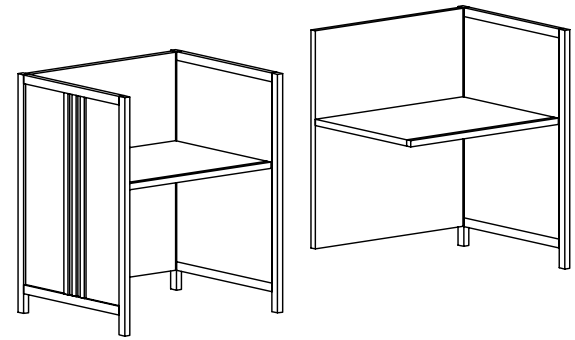
Two Person, Double Faced Table Carrel Marmoleum or plastic laminate top, wood edge, surround.	Red Oak		
	MYL-TBL-CRL-3660-42-RO	36w 60d 42h	\$7,107
	MYL-TBL-CRL-4260-42-RO	42w 60d 42h	\$7,206
	MYL-TBL-CRL-4860-42-RO	48w 60d 42h	\$7,288
	Cherry		
	MYL-TBL-CRL-3660-42-C	36w 60d 42h	\$7,523
	MYL-TBL-CRL-4260-42-C	42w 60d 42h	\$7,649
	MYL-TBL-CRL-4860-42-C	48w 60d 42h	\$7,739
	Maple		
	MYL-TBL-CRL-3660-42-M	36w 60d 42h	\$7,292
	MYL-TBL-CRL-4260-42-M	42w 60d 42h	\$7,423
	MYL-TBL-CRL-4860-42-M	48w 60d 42h	\$7,491



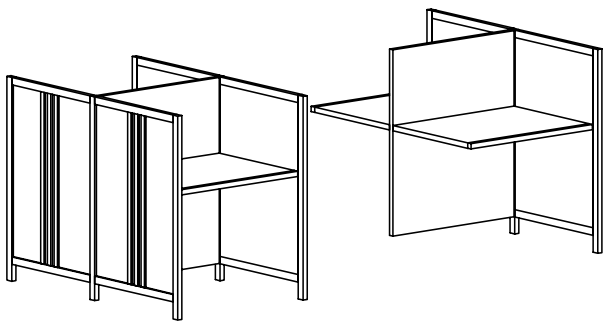
Four Person, Double Faced Table Carrel Marmoleum or plastic laminate top, wood edge, surround.	Red Oak		
	MYL-TBL-CRL-7260-42-RO	72w 60d 42h	\$9,207
	MYL-TBL-CRL-8460-42-RO	84w 60d 42h	\$9,342
	MYL-TBL-CRL-9660-42-RO	96w 60d 42h	\$9,478
	Cherry		
	MYL-TBL-CRL-7260-42-C	72w 60d 42h	\$9,739
	MYL-TBL-CRL-8460-42-C	84w 60d 42h	\$9,911
	MYL-TBL-CRL-9660-42-C	96w 60d 42h	\$10,087
	Maple		
	MYL-TBL-CRL-7260-42-M	72w 60d 42h	\$9,437
	MYL-TBL-CRL-8460-42-M	84w 60d 42h	\$9,613
	MYL-TBL-CRL-9660-42-M	96w 60d 42h	\$9,753

Plastic laminate or Marmoleum® top standard, veneer top add 10%
 Base with straight legs and foot blocks add \$411 to list price
 Electrical, wire management and accessories available, see electrical section for options
 Custom modifications, youth and standing heights available upon request.

PANEL CARRELS



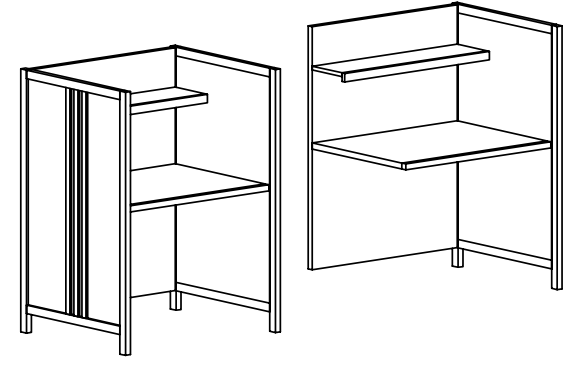
DESCRIPTION	ITEM NO	SIZE	STANDARD LIST
Single Faced, One Person Study Carrel with plastic laminate top.	Red Oak		
	Starter MYL-CRL-STR-3630-48-RO	36w 30d 48h	\$4,872
	Adder MYL-CRL-ADR-3530-48-RO	35w 30d 48h	\$4,317
	Starter MYL-CRL-STR-4230-48-RO	42w 30d 48h	\$4,922
	Adder MYL-CRL-ADR-4130-48-RO	41w 30d 48h	\$4,357
	Starter MYL-CRL-STR-4830-48-RO	48w 30d 48h	\$4,980
	Adder MYL-CRL-ADR-4730-48-RO	47w 30d 48h	\$4,425
	Cherry		
	Starter MYL-CRL-STR-3630-48-C	36w 30d 48h	\$5,138
	Adder MYL-CRL-ADR-3530-48-C	35w 30d 48h	\$4,565
	Starter MYL-CRL-STR-4230-48-C	42w 30d 48h	\$5,229
	Adder MYL-CRL-ADR-4130-48-C	41w 30d 48h	\$4,596
	Starter MYL-CRL-STR-4830-48-C	48w 30d 48h	\$5,305
	Adder MYL-CRL-ADR-4730-48-C	47w 30d 48h	\$4,633
	Maple		
	Starter MYL-CRL-STR-3630-48-M	36w 30d 48h	\$4,994
	Adder MYL-CRL-ADR-3530-48-M	35w 30d 48h	\$4,420
	Starter MYL-CRL-STR-4230-48-M	42w 30d 48h	\$5,057
Adder MYL-CRL-ADR-4130-48-M	41w 30d 48h	\$4,452	
Starter MYL-CRL-STR-4830-48-M	48w 30d 48h	\$5,125	
Adder MYL-CRL-ADR-4730-48-M	47w 30d 48h	\$4,484	



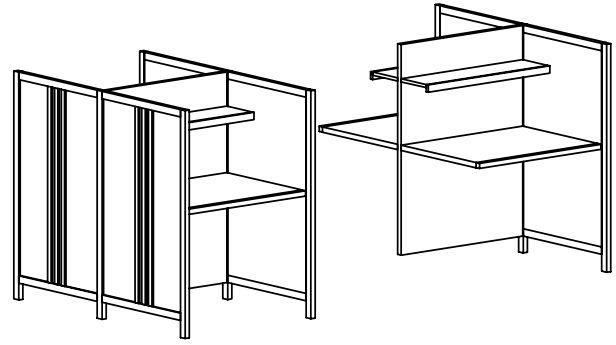
DESCRIPTION	ITEM NO	SIZE	STANDARD LIST
Double Faced, Two Person Study Carrel with plastic laminate top.	Red Oak		
	Starter MYL-CRL-STR-3660-48-RO	36w 60d 48h	\$8,940
	Adder MYL-CRL-ADR-3560-48-RO	35w 60d 48h	\$7,884
	Starter MYL-CRL-STR-4260-48-RO	42w 60d 48h	\$8,985
	Adder MYL-CRL-ADR-4160-48-RO	41w 60d 48h	\$7,947
	Starter MYL-CRL-STR-4860-48-RO	48w 60d 48h	\$9,030
	Adder MYL-CRL-ADR-4760-48-RO	47w 60d 48h	\$8,127
	Cherry		
	Starter MYL-CRL-STR-3660-48-C	36w 60d 48h	\$9,396
	Adder MYL-CRL-ADR-3560-48-C	35w 60d 48h	\$8,353
	Starter MYL-CRL-STR-4260-48-C	42w 60d 48h	\$9,441
	Adder MYL-CRL-ADR-4160-48-C	41w 60d 48h	\$8,398
	Starter MYL-CRL-STR-4860-48-C	48w 60d 48h	\$9,486
	Adder MYL-CRL-ADR-4760-48-C	47w 60d 48h	\$8,452
	Maple		
	Starter MYL-CRL-STR-3660-48-M	36w 60d 48h	\$9,396
	Adder MYL-CRL-ADR-3560-48-M	35w 60d 48h	\$8,353
	Starter MYL-CRL-STR-4260-48-M	42w 60d 48h	\$9,441
	Adder MYL-CRL-ADR-4160-48-M	41w 60d 48h	\$8,398
	Starter MYL-CRL-STR-4860-48-M	48w 60d 48h	\$9,486
	Adder MYL-CRL-ADR-4760-48-M	47w 60d 48h	\$8,452

Plastic laminate or Marmoleum® top standard, veneer top add 10%
 Base with straight legs and foot blocks add \$411 to list price
 Electrical, wire management and accessories available, see electrical section for options
 Custom modifications, youth and standing heights available upon request.

PANEL CARRELS



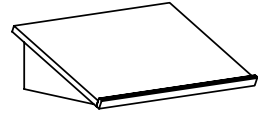
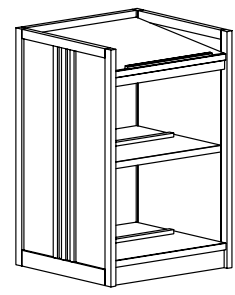
DESCRIPTION	ITEM NO	SIZE	STANDARD LIST
Single Faced, One Person Study Carrel with plastic laminate top, and plastic laminate shelf with wood edge.	Red Oak		
	Starter MYL-CRL-STR-3630-54-RO	36w 30d 54h	\$6,055
	Adder MYL-CRL-ADR-3530-54-RO	35w 30d 54h	\$5,373
	Starter MYL-CRL-STR-4230-54-RO	42w 30d 54h	\$6,100
	Adder MYL-CRL-ADR-4130-54-RO	41w 30d 54h	\$5,454
	Starter MYL-CRL-STR-4830-54-RO	48w 30d 54h	\$6,190
	Adder MYL-CRL-ADR-4730-54-RO	47w 30d 54h	\$5,590
	Cherry		
	Starter MYL-CRL-STR-3630-54-C	36w 30d 54h	\$6,299
	Adder MYL-CRL-ADR-3530-54-C	35w 30d 54h	\$5,536
	Starter MYL-CRL-STR-4230-54-C	42w 30d 54h	\$6,344
	Adder MYL-CRL-ADR-4130-54-C	41w 30d 54h	\$5,603
	Starter MYL-CRL-STR-4830-54-C	48w 30d 54h	\$6,434
	Adder MYL-CRL-ADR-4730-54-C	47w 30d 54h	\$5,752
	Maple		
	Starter MYL-CRL-STR-3630-54-M	36w 30d 54h	\$6,141
	Adder MYL-CRL-ADR-3530-54-M	35w 30d 54h	\$5,463



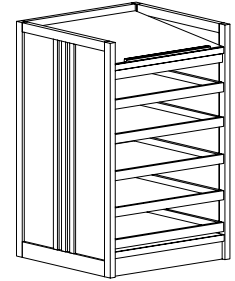
Double Faced, Two Person Study Carrel with plastic laminate top, and plastic laminate shelf with wood edge.	Red Oak		
	Starter MYL-CRL-STR-3660-54-RO	36w 60d 54h	\$10,886
	Adder MYL-CRL-ADR-3560-54-RO	35w 60d 54h	\$9,324
	Starter MYL-CRL-STR-4260-54-RO	42w 60d 54h	\$10,954
	Adder MYL-CRL-ADR-4160-54-RO	41w 60d 54h	\$9,387
	Starter MYL-CRL-STR-4860-54-RO	48w 60d 54h	\$11,026
	Adder MYL-CRL-ADR-4760-54-RO	47w 60d 54h	\$9,482
	Cherry		
	Starter MYL-CRL-STR-3660-54-C	36w 60d 54h	\$11,437
	Adder MYL-CRL-ADR-3560-54-C	35w 60d 54h	\$9,640
	Starter MYL-CRL-STR-4260-54-C	42w 60d 54h	\$11,514
	Adder MYL-CRL-ADR-4160-54-C	41w 60d 54h	\$9,708
	Starter MYL-CRL-STR-4860-54-C	48w 60d 54h	\$11,636
	Adder MYL-CRL-ADR-4760-54-C	47w 60d 54h	\$9,798
	Maple		
	Starter MYL-CRL-STR-3660-54-M	36w 60d 54h	\$11,437
	Adder MYL-CRL-ADR-3560-54-M	35w 60d 54h	\$9,640
	Starter MYL-CRL-STR-4260-54-M	42w 60d 54h	\$11,514
	Adder MYL-CRL-ADR-4160-54-M	41w 60d 54h	\$9,708
	Starter MYL-CRL-STR-4860-54-M	48w 60d 54h	\$11,636
	Adder MYL-CRL-ADR-4760-54-M	47w 60d 54h	\$9,798

Plastic laminate or Marmoleum® top standard, veneer top add 10%
 Base with straight legs and foot blocks add \$411 to list price
 Electrical, wire management and accessories available, see electrical section for options
 Custom modifications, youth and standing heights available upon request.

ACCESSORIES

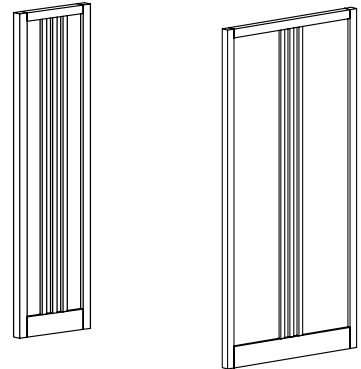


DESCRIPTION	ITEM NO	SIZE	STANDARD LIST
Dictionary Stand	Red Oak MYL-DIC-3029-45-RO	30w 29d 45h	\$7,342
	Cherry MYL-DIC-3029-45-C	30w 29d 45h	\$7,698
	Maple MYL-DIC-3029-45-M	30w 29d 45h	\$7,396
Dictionary Stand, Table Top	MYL-RVL-DIC-2114-8-RO	21w 14d 8h	\$1,580
	MYL-RVL-DIC-2114-8-C	21w 14d 8h	\$1,580
	MYL-RVL-DIC-2114-8-M	21w 14d 8h	\$1,580



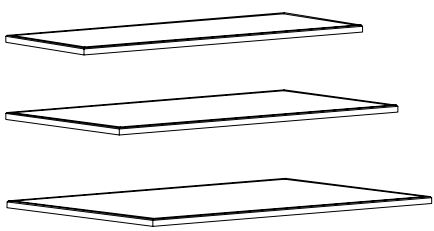
Atlas Stand	Red Oak MYL-ATL-3029-45-RO	30w 29d 45h	\$10,836
	Cherry MYL-ATL-3029-45-C	30w 29d 45h	\$11,505
	Maple MYL-ATL-3029-45-M	30w 29d 45h	\$11,053

END PANELS



Single Faced End Panel Up to 66" high (h) Up to 90" high (h)	Red Oak MYL-EP-SF-1266-RO	12w 66h 1.25th	\$1,291
	MYL-EP-SF-1290-RO	12w 90h 1.25th	\$1,323
Double Faced End Panel Up to 66" high (h) Up to 90" high (h)	MYL-EP-DF-2466-RO	24w 66h 1.25th	\$1,747
	MYL-EP-DF-2490-RO	24w 90h 1.25th	\$1,838
Single Faced End Panel Up to 66" high (h) Up to 90" high (h)	Cherry MYL-EP-SF-1266-C	12w 66h 1.25th	\$1,377
	MYL-EP-SF-1290-C	12w 90h 1.25th	\$1,431
Double Faced End Panel Up to 66" high (h) Up to 90" high (h)	MYL-EP-DF-2466-C	24w 66h 1.25th	\$1,923
	MYL-EP-DF-2490-C	24w 90h 1.25th	\$2,023
Single Faced End Panel Up to 66" high (h) Up to 90" high (h)	Maple MYL-EP-SF-1266-M	12w 66h 1.25th	\$1,336
	MYL-EP-SF-1290-M	12w 90h 1.25th	\$1,382
Double Faced End Panel Up to 66" high (h) Up to 90" high (h)	MYL-EP-DF-2466-M	24w 66h 1.25th	\$1,824
	MYL-EP-DF-2490-M	24w 90h 1.25th	\$1,901

TOP CAPS



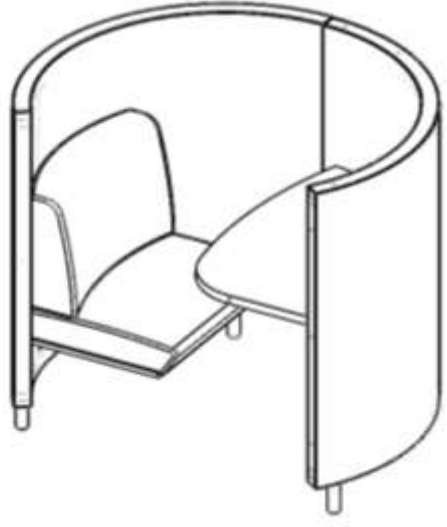
Single Faced Width Top Cap Priced per foot length (l)	Red Oak MYL-TC-SF-12xx-RO	12w xxl 1.25th	\$158 per linear foot
	MYL-TC-DF-24xx-RO	24w xxl 1.25th	\$203 per linear foot
Double Faced Width Top Cap Priced per foot length (l)	MYL-TC-DF-24xx-RO	24w xxl 1.25th	\$203 per linear foot
File Cabinet Width Top Cap Priced per foot length (l)	MYL-TC-FC-36xx-RO	36w xxl 1.25th	\$280 per linear foot
Single Faced Width Top Cap Priced per foot length (l)	Cherry MYL-TC-SF-12xx-C	12w xxl 1.25th	\$167 per linear foot
	MYL-TC-DF-24xx-C	24w xxl 1.25th	\$212 per linear foot
Double Faced Width Top Cap Priced per foot length (l)	MYL-TC-DF-24xx-C	24w xxl 1.25th	\$212 per linear foot
File Cabinet Width Top Cap Priced per foot length (l)	MYL-TC-FC-36xx-C	36w xxl 1.25th	\$316 per linear foot
Single Faced Width Top Cap Priced per foot length (l)	Maple MYL-TC-SF-12xx-M	12w xxl 1.25th	\$163 per linear foot
	MYL-TC-DF-24xx-M	24w xxl 1.25th	\$208 per linear foot
Double Faced Width Top Cap Priced per foot length (l)	MYL-TC-DF-24xx-M	24w xxl 1.25th	\$208 per linear foot
File Cabinet Width Top Cap Priced per foot length (l)	MYL-TC-FC-36xx-M	36w xxl 1.25th	\$293 per linear foot

Filler Strip Moulding Small-Finished filler strip	MYL-FLLR-3-3-96	8 ft. lengths	\$542 per 8 ft. length
Filler Strip Moulding Large-Finished filler strip	MYL-FLLR-6-3-96	8 ft. lengths	\$813 per 8 ft. length

Plastic laminate or Marmoleum® top standard, veneer top add 20%
Custom modifications available upon request.

WORKSTATIONS

DESCRIPTION	ITEM NO	SIZE	STANDARD LIST
-------------	---------	------	---------------



Single Faced 1 Person Work Station with upholstered surrounds, fixed bench with cushioned seat and back, plastic laminate work surface and side shelf, PVC edgeband, and metal leg base with clear anodized aluminum finish.

Upholstered Surround
 POD-WKS-STR-52-49-UPS

52dia 49h 19sh

\$8,121

COM Requirement Surrounds: 8 yards of 54" wide plain fabric. **Fabric Must be Railroaded**
 COM Requirement Bench: 2.5 yards of 54" wide plain fabric.
 Contrasting Fabric: Bench 1.5 yards, back 1.5 yards.
 NOTE: Does not include power module on work surface

Single Faced 1 Person Work Station with upholstered surrounds, fixed bench with cushioned seat and back, plastic laminate work surface and side shelf, PVC edgeband, and metal leg base with clear anodized aluminum finish.

Upholstered Surround 4-Trac Electrical
 POD-WKS-STR-52-49-ELE-UPS

52dia 49h 19sh

\$8,792

Surface Mount Power Pop Up
 *1 Power Outlet 2 USB Outlets
 *Finish: Clear Anodized Aluminum

COM Requirement Surrounds: 8 yards of 54" wide plain fabric. **Fabric Must be Railroaded**
 COM Requirement Bench: 2.5 yards of 54" wide plain fabric.
 Contrasting Fabric: Bench 1.5 yards, back 1.5 yards.
 NOTE: 4-Trac is a hardwire connection which requires an electrician to wire to a junction box



Single Faced 1 Person Work Station with upholstered surrounds, fixed bench with cushioned seat and back, plastic laminate work surface and side shelf, PVC edgeband, and metal leg base with clear anodized aluminum finish.

Upholstered Surround Plug Set
 POD-WKS-STR-52-49-PLG-UPS

52dia 49h 19sh

\$8,676

Surface Mount Power Pop Up
 *1 Power Outlet 2 USB Outlets
 *Finish: Clear Anodized Aluminum

COM Requirement Surrounds: 8 yards of 54" wide plain fabric. **Fabric Must be Railroaded**
 COM Requirement Bench: 2.5 yards of 54" wide plain fabric.
 Contrasting Fabric: Bench 1.5 yards, back 1.5 yards.
 NOTE: Plug Set is a standard 110v plug

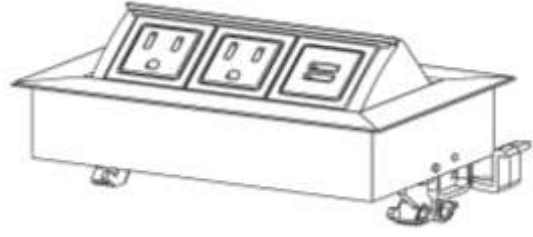
Ganging - includes hardware to bolt to floor and connection points between Pods
 * Pods with ganging must be bolted to floor

OPT-POD-GNG

\$152







Standard Laminates include:
 Wilsonart: Series 60 finish laminates
 Formica: Series 58 finish laminates
 All other laminate series may be subject to up charge.

WORKSTATIONS



DESCRIPTION	ITEM NO	SIZE	STANDARD LIST
<p>Single Faced 2 Person Work Station with upholstered surrounds, fixed benches with cushioned seat and back, plastic laminate work surface and side shelf, PVC edgeband, and metal leg base with clear anodized aluminum finish.</p> <p>COM Requirement Surrounds: 10 yards of 54" wide plain fabric. Fabric Must be Railroaded COM Requirement Bench: 5 yards of 54" wide plain fabric. Contrasting Fabric: Bench 2.5 yards, back 2.5 yards. NOTE: Does not include power module on work surface</p>	<p>Upholstered Surround POD-DUO-WKS-STR-7641-49-UPS</p>	76w 41d 49h 19sh	\$13,403
<p>Single Faced 2 Person Work Station with upholstered surrounds, fixed benches with cushioned seat and back, plastic laminate work surface and side shelf, PVC edgeband, and metal leg base with clear anodized aluminum finish.</p> <p>COM Requirement Surrounds: 10 yards of 54" wide plain fabric. Fabric Must be Railroaded COM Requirement Bench: 5 yards of 54" wide plain fabric. Contrasting Fabric: Bench 2.5 yards, back 2.5 yards. NOTE: 4-Trac is a hardwire connection which requires an electrician to wire to a junction box</p>	<p>Upholstered Surround 4-Trac Electrical POD-DUO-WKS-STR-7641-49-ELE-UPS</p>	76w 41d 49h 19sh	\$14,095
<p>Surface Mount Power Pop Up *2 Power Outlet 2 USB Outlets *Finish: Clear Anodized Aluminum</p>			
<p>Single Faced 2 Person Work Station with upholstered surrounds, fixed benches with cushioned seat and back, plastic laminate work surface and side shelf, PVC edgeband, and metal leg base with clear anodized aluminum finish.</p> <p>COM Requirement Surrounds: 10 yards of 54" wide plain fabric. Fabric Must be Railroaded COM Requirement Bench: 5 yards of 54" wide plain fabric. Contrasting Fabric: Bench 2.5 yards, back 2.5 yards. NOTE: Plug Set is a stand 110v plug</p>	<p>Upholstered Surround Plug Set POD-DUO-WKS-STR-7641-49-PLG-UPS</p>	76w 41d 49h 19sh	\$13,979
<p>Surface Mount Power Pop Up *2 Power Outlet 2 USB Outlets *Finish: Clear Anodized Aluminum</p>			
<p>Ganging - includes hardware to bolt to floor and connection points between Pods * Pods with ganging must be bolted to floor</p>	OPT-POD-GNG		\$152
<p>Standard Laminates include: Wilsonart: Series 60 finish laminates Formica: Series 58 finish laminates All other laminate series may be subject to up charge.</p>			

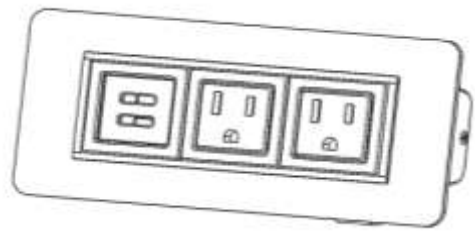
TABLES

	DESCRIPTION	ITEM NO	SIZE	STANDARD LIST
	Rectangular Standing Height Table with 1/4" thick solid wood edgeband, wood veneer inset top and side panels, stainless steel base.	Wood Veneer with Stainless Steel Base		
		PRB-TBL-7236-42-WV-SSB	72w 36d 42h	\$10,825
		PRB-TBL-9636-42-WV-SSB	96w 36d 42h	\$11,926
	PRB-TBL-12036-42-WV-SSB	120w 36d 42h	\$13,706	
	*2 Power Outlets 2 USB Outlets in apron rail *Finish: Clear Anodized Aluminum	PRB-TBL-7230-42-WV-SSB	72w 30d 42h	\$10,825
		PRB-TBL-9630-42-WV-SSB	96w 30d 42h	\$11,926
PRB-TBL-12030-42-WV-SSB		120w 30d 42h	\$13,706	
	Rectangular Standing Height Table with 3mm PVC edgeband and plastic laminate inset top and side panels, stainless steel base.	Plastic Laminate with Stainless Steel Base		
		PRB-TBL-7236-42-PLM-SSB	72w 36d 42h	\$9,162
		PRB-TBL-9636-42-PLM-SSB	96w 36d 42h	\$10,276
	PRB-TBL-12036-42-PLM-SSB	120w 36d 42h	\$11,896	
	*2 Power Outlets 2 USB Outlets in apron rail *Finish: Clear Anodized Aluminum	PRB-TBL-7230-42-PLM-SSB	72w 30d 42h	\$9,162
		PRB-TBL-9630-42-PLM-SSB	96w 30d 42h	\$10,276
PRB-TBL-12030-42-PLM-SSB		120w 30d 42h	\$11,896	
	Rectangular Standing Height Table with stone top and side panels, stainless steel base.	Stone with Stainless Steel Base		
		PRB-TBL-7236-42-STN-SSB	72w 36d 42h	\$24,026
		PRB-TBL-9636-42-STN-SSB	96w 36d 42h	\$26,707
	*2 Power Outlets 2 USB Outlets in apron rail *Finish: Clear Anodized Aluminum	PRB-TBL-12036-42-STN-SSB	120w 36d 42h	\$29,652
		PRB-TBL-7230-42-STN-SSB	72w 30d 42h	\$22,380
		PRB-TBL-9630-42-STN-SSB	96w 30d 42h	\$25,987
PRB-TBL-12030-42-STN-SSB	120w 30d 42h	\$27,800		
	Rectangular Standing Height Table with 1/4" thick solid wood edgeband, wood veneer inset top and side panels with a powder coat base.	Wood Veneer with Powder Coat Base		
		PRB-TBL-7236-42-WV-PCB	72w 36d 42h	\$10,257
		PRB-TBL-9636-42-WV-PCB	96w 36d 42h	\$11,124
	PRB-TBL-12036-42-WV-PCB	120w 36d 42h	\$12,797	
	*2 Power Outlet 2 USB Outlets in apron rail *Finish: Clear Anodized Aluminum	PRB-TBL-7230-42-WV-PCB	72w 30d 42h	\$10,257
		PRB-TBL-9630-42-WV-PCB	96w 30d 42h	\$11,124
PRB-TBL-12030-42-WV-PCB		120w 30d 42h	\$12,797	
	Rectangular Standing Height Table with 3mm PVC edgeband and plastic laminate inset top and side panels with powder coat base.	Plastic Laminate with Powder Coat Base		
		PRB-TBL-7236-42-PLM-PCB	72w 36d 42h	\$8,594
		PRB-TBL-9636-42-PLM-PCB	96w 36d 42h	\$9,473
	PRB-TBL-12036-42-PLM-PCB	120w 36d 42h	\$10,986	
	*2 Power Outlet 2 USB Outlets in apron rail *Finish: Clear Anodized Aluminum	PRB-TBL-7230-42-PLM-PCB	72w 30d 42h	\$8,594
		PRB-TBL-9630-42-PLM-PCB	96w 30d 42h	\$9,473
PRB-TBL-12030-42-PLM-PCB		120w 30d 42h	\$10,986	
	Rectangular Standing Height Table with stone top and side panels and powder coat base.	Stone with Powder Coat Base		
		PRB-TBL-7236-42-STN-PCB	72w 36d 42h	\$19,458
		PRB-TBL-9636-42-STN-PCB	96w 36d 42h	\$21,905
	PRB-TBL-12036-42-STN-PCB	120w 36d 42h	\$24,631	
	*2 Power Outlet 2 USB Outlets in apron rail *Finish: Clear Anodized Aluminum	PRB-TBL-7230-42-STN-PCB	72w 30d 42h	\$17,812
		PRB-TBL-9630-42-STN-PCB	96w 30d 42h	\$21,185
PRB-TBL-12030-42-STN-PCB		120w 30d 42h	\$22,780	

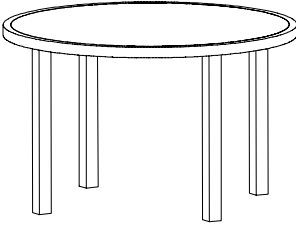
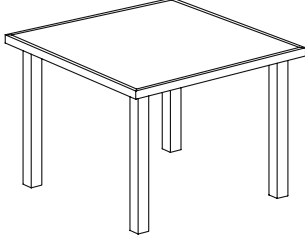
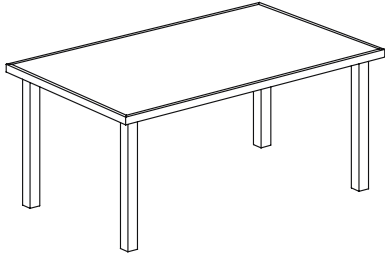
ELECTRICAL NOTES:
 Standard power connection to the floor is hardwired. 110v plug is optional.
 4-Trac is a hardwire connection which requires an electrician to wire to a junction box
 Access Panel on both legs

Standard Laminates include:
 Wilsonart: Series 60 finish laminates
 Formica: Series 58 finish laminates
 All other laminate series may be subject to up charge.

Standard Stone include:
 Silestone Group 2
 Note: Stainless Steel is standard base finish. Custom Powdercoat Finish available upon request.

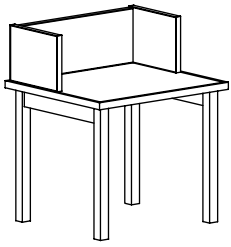
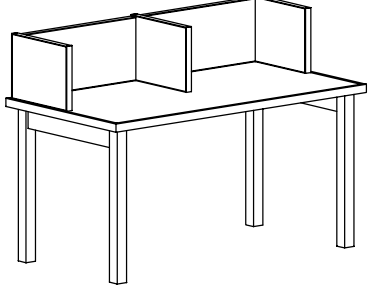
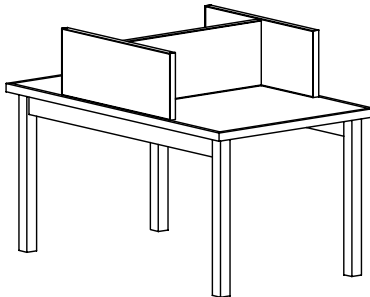
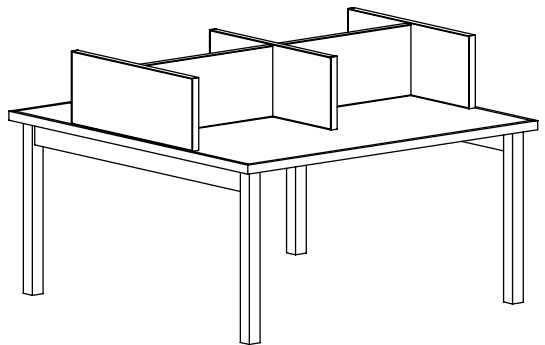


TABLES

	DESCRIPTION	ITEM NO	SIZE	STANDARD LIST	
	Round Table with Marmoleum or plastic laminate top, wood edge and wooden legs. Note: Table is not ADA compliant.	Red Oak			
		PRM-TBL-42-29-RO	42 Dia. 29h	\$3,788	
		PRM-TBL-48-29-RO	48 Dia. 29h	\$4,059	
		PRM-TBL-54-29-RO	54 Dia. 29h	\$5,238	
			PRM-TBL-60-29-RO	60 Dia. 29h	\$5,283
	Youth Height		PRM-TBL-42-27-RO	42 Dia. 27h	\$3,788
			PRM-TBL-48-27-RO	48 Dia. 27h	\$4,059
	Adult Height		Cherry		
			PRM-TBL-42-29-C	42 Dia. 29h	\$3,888
			PRM-TBL-48-29-C	48 Dia. 29h	\$4,177
			PRM-TBL-54-29-C	54 Dia. 29h	\$5,373
			PRM-TBL-60-29-C	60 Dia. 29h	\$5,545
	Youth Height		PRM-TBL-42-27-C	42 Dia. 27h	\$3,888
			PRM-TBL-48-27-C	48 Dia. 27h	\$4,177
	Adult Height		Maple		
		PRM-TBL-42-29-M	42 Dia. 29h	\$3,824	
		PRM-TBL-48-29-M	48 Dia. 29h	\$4,109	
		PRM-TBL-54-29-M	54 Dia. 29h	\$5,305	
		PRM-TBL-60-29-M	60 Dia. 29h	\$5,427	
Youth Height		PRM-TBL-42-27-M	42 Dia. 27h	\$3,824	
		PRM-TBL-48-27-M	48 Dia. 27h	\$4,109	
	Square Table with Marmoleum or plastic laminate top, wood edge and wooden legs. Note: Table is not ADA compliant.	Red Oak			
		PRM-TBL-3636-29-RO	36w 36d 29h	\$3,463	
		PRM-TBL-4242-29-RO	42w 42d 29h	\$3,603	
		PRM-TBL-4848-29-RO	48w 48d 29h	\$3,707	
		Cherry			
		PRM-TBL-3636-29-C	36w 36d 29h	\$3,544	
		PRM-TBL-4242-29-C	42w 42d 29h	\$3,680	
		PRM-TBL-4848-29-C	48w 48d 29h	\$3,793	
		Maple			
PRM-TBL-3636-29-M	36w 36d 29h	\$3,477			
PRM-TBL-4242-29-M	42w 42d 29h	\$3,603			
PRM-TBL-4848-29-M	48w 48d 29h	\$3,711			
	Rectangular Table with Marmoleum or plastic laminate top, wood edge and wooden legs.	Red Oak			
		PRM-TBL-6036-29-RO	60w 36d 29h	\$3,684	
		PRM-TBL-7236-29-RO	72w 36d 29h	\$4,181	
		PRM-TBL-6048-29-RO	60w 48d 29h	\$4,389	
		PRM-TBL-7248-29-RO	72w 48d 29h	\$4,624	
		PRM-TBL-8448-29-RO	84w 48d 29h	\$5,030	
		PRM-TBL-9648-29-RO	96w 48d 29h	\$5,518	
		Cherry			
		PRM-TBL-6036-29-C	60w 36d 29h	\$3,757	
		PRM-TBL-7236-29-C	72w 36d 29h	\$4,271	
		PRM-TBL-6048-29-C	60w 48d 29h	\$4,470	
		PRM-TBL-7248-29-C	72w 48d 29h	\$4,714	
		PRM-TBL-8448-29-C	84w 48d 29h	\$5,328	
		PRM-TBL-9648-29-C	96w 48d 29h	\$5,852	
		Maple			
		PRM-TBL-6036-29-M	60w 36d 29h	\$3,698	
		PRM-TBL-7236-29-M	72w 36d 29h	\$4,208	
		PRM-TBL-6048-29-M	60w 48d 29h	\$4,411	
PRM-TBL-7248-29-M	72w 48d 29h	\$4,651			
PRM-TBL-8448-29-M	84w 48d 29h	\$5,179			
PRM-TBL-9648-29-M	96w 48d 29h	\$5,685			

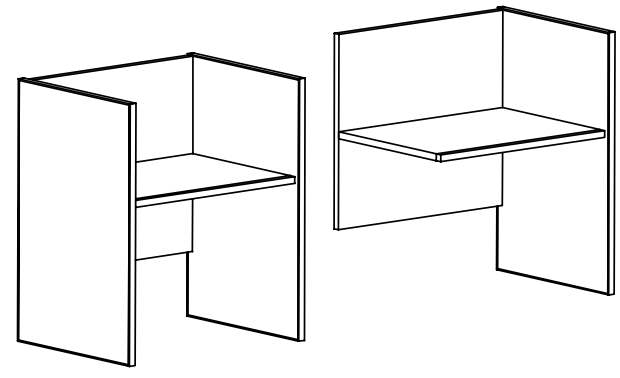
Plastic laminate or Marmoleum® top standard, veneer top add 10%
 Electrical, wire management and accessories available, see electrical section for options
 Custom modifications, youth and standing heights available upon request.

TABLE CARRELS

	DESCRIPTION	ITEM NO	SIZE	STANDARD LIST	
	One Person Table Carrel with Marmoleum or plastic laminate top, wood edge, surround.	Red Oak			
		PRM-TBL-CRL-3632-42-RO	36w 32d 42h	\$4,479	
		PRM-TBL-CRL-4232-42-RO	42w 32d 42h	\$4,542	
		PRM-TBL-CRL-4832-42-RO	48w 32d 42h	\$4,628	
		Cherry			
		PRM-TBL-CRL-3632-42-C	36w 32d 42h	\$4,673	
		PRM-TBL-CRL-4232-42-C	42w 32d 42h	\$4,741	
		PRM-TBL-CRL-4832-42-C	48w 32d 42h	\$4,813	
		Maple			
PRM-TBL-CRL-3632-42-M	36w 32d 42h	\$4,610			
PRM-TBL-CRL-4232-42-M	42w 32d 42h	\$4,673			
PRM-TBL-CRL-4832-42-M	48w 32d 42h	\$4,741			
	Two Person, Single Faced Table Carrel Marmoleum or plastic laminate top, wood edge, surround.	Red Oak			
		PRM-TBL-CRL-7232-42-RO	72w 32d 42h	\$5,928	
		PRM-TBL-CRL-8432-42-RO	84w 32d 42h	\$5,983	
		PRM-TBL-CRL-9632-42-RO	96w 32d 42h	\$6,118	
		Cherry			
		PRM-TBL-CRL-7232-42-C	72w 32d 42h	\$6,068	
		PRM-TBL-CRL-8432-42-C	84w 32d 42h	\$6,195	
		PRM-TBL-CRL-9632-42-C	96w 32d 42h	\$6,303	
		Maple			
PRM-TBL-CRL-7232-42-M	72w 32d 42h	\$6,028			
PRM-TBL-CRL-8432-42-M	84w 32d 42h	\$6,118			
PRM-TBL-CRL-9632-42-M	96w 32d 42h	\$6,208			
	Two Person, Double Faced Table Carrel Marmoleum or plastic laminate top, wood edge, surround.	Red Oak			
		PRM-TBL-CRL-3660-42-RO	36w 60d 42h	\$5,779	
		PRM-TBL-CRL-4260-42-RO	42w 60d 42h	\$6,127	
		PRM-TBL-CRL-4860-42-RO	48w 60d 42h	\$6,299	
		Cherry			
		PRM-TBL-CRL-3660-42-C	36w 60d 42h	\$6,254	
		PRM-TBL-CRL-4260-42-C	42w 60d 42h	\$6,804	
		PRM-TBL-CRL-4860-42-C	48w 60d 42h	\$6,931	
		Maple			
PRM-TBL-CRL-3660-42-M	36w 60d 42h	\$6,118			
PRM-TBL-CRL-4260-42-M	42w 60d 42h	\$6,547			
PRM-TBL-CRL-4860-42-M	48w 60d 42h	\$6,592			
	Four Person, Double Faced Table Carrel Marmoleum or plastic laminate top, wood edge, surround.	Red Oak			
		PRM-TBL-CRL-7260-42-RO	72w 60d 42h	\$6,836	
		PRM-TBL-CRL-8460-42-RO	84w 60d 42h	\$6,908	
		PRM-TBL-CRL-9660-42-RO	96w 60d 42h	\$7,021	
		Cherry			
		PRM-TBL-CRL-7260-42-C	72w 60d 42h	\$7,211	
		PRM-TBL-CRL-8460-42-C	84w 60d 42h	\$7,306	
		PRM-TBL-CRL-9660-42-C	96w 60d 42h	\$7,405	
		Maple			
PRM-TBL-CRL-7260-42-M	72w 60d 42h	\$7,012			
PRM-TBL-CRL-8460-42-M	84w 60d 42h	\$7,093			
PRM-TBL-CRL-9660-42-M	96w 60d 42h	\$7,193			

Plastic laminate or Marmoleum® top standard, veneer top add 10%
 Electrical, wire management and accessories available, see electrical section for options
 Custom modifications, youth and standing heights available upon request.

PANEL CARRELS



DESCRIPTION

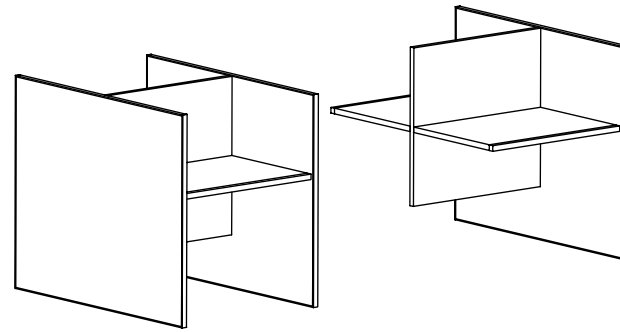
Single Faced, One Person Study Carrel
with plastic laminate top.

ITEM NO

SIZE

STANDARD LIST

ITEM NO	SIZE	STANDARD LIST
Red Oak		
Starter PRM-CRL-STR-3630-48-RO	36w 30d 48h	\$4,330
Adder PRM-CRL-ADR-3530-48-RO	35w 30d 48h	\$3,919
Starter PRM-CRL-STR-4230-48-RO	42w 30d 48h	\$4,402
Adder PRM-CRL-ADR-4130-48-RO	41w 30d 48h	\$3,960
Starter PRM-CRL-STR-4830-48-RO	48w 30d 48h	\$4,447
Adder PRM-CRL-ADR-4730-48-RO	47w 30d 48h	\$4,005
Cherry		
Starter PRM-CRL-STR-3630-48-C	36w 30d 48h	\$4,587
Adder PRM-CRL-ADR-3530-48-C	35w 30d 48h	\$4,177
Starter PRM-CRL-STR-4230-48-C	42w 30d 48h	\$4,628
Adder PRM-CRL-ADR-4130-48-C	41w 30d 48h	\$4,222
Starter PRM-CRL-STR-4830-48-C	48w 30d 48h	\$4,673
Adder PRM-CRL-ADR-4730-48-C	47w 30d 48h	\$4,267
Maple		
Starter PRM-CRL-STR-3630-48-M	36w 30d 48h	\$4,470
Adder PRM-CRL-ADR-3530-48-M	35w 30d 48h	\$4,041
Starter PRM-CRL-STR-4230-48-M	42w 30d 48h	\$4,493
Adder PRM-CRL-ADR-4130-48-M	41w 30d 48h	\$4,100
Starter PRM-CRL-STR-4830-48-M	48w 30d 48h	\$4,538
Adder PRM-CRL-ADR-4730-48-M	47w 30d 48h	\$4,145

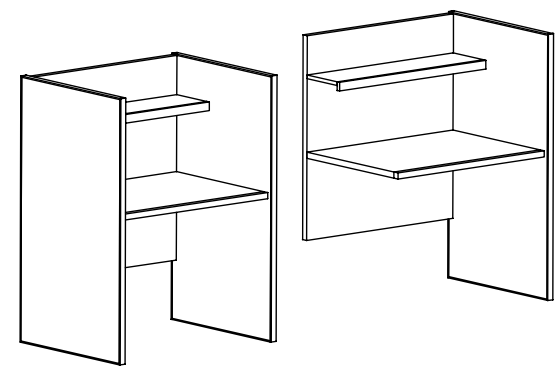


Double Faced, Two Person Study Carrel
with plastic laminate top.

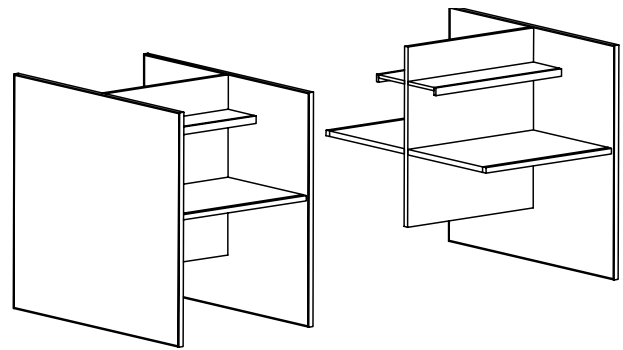
ITEM NO	SIZE	STANDARD LIST
Red Oak		
Starter PRM-CRL-STR-3660-48-RO	36w 60d 48h	\$6,750
Adder PRM-CRL-ADR-3560-48-RO	35w 60d 48h	\$5,915
Starter PRM-CRL-STR-4260-48-RO	42w 60d 48h	\$6,800
Adder PRM-CRL-ADR-4160-48-RO	41w 60d 48h	\$5,960
Starter PRM-CRL-STR-4860-48-RO	48w 60d 48h	\$6,845
Adder PRM-CRL-ADR-4760-48-RO	47w 60d 48h	\$6,005
Cherry		
Starter PRM-CRL-STR-3660-48-C	36w 60d 48h	\$7,075
Adder PRM-CRL-ADR-3560-48-C	35w 60d 48h	\$6,141
Starter PRM-CRL-STR-4260-48-C	42w 60d 48h	\$7,120
Adder PRM-CRL-ADR-4160-48-C	41w 60d 48h	\$6,195
Starter PRM-CRL-STR-4860-48-C	48w 60d 48h	\$7,166
Adder PRM-CRL-ADR-4760-48-C	47w 60d 48h	\$6,240
Maple		
Starter PRM-CRL-STR-3660-48-M	36w 60d 48h	\$6,786
Adder PRM-CRL-ADR-3560-48-M	35w 60d 48h	\$5,960
Starter PRM-CRL-STR-4260-48-M	42w 60d 48h	\$6,836
Adder PRM-CRL-ADR-4160-48-M	41w 60d 48h	\$6,010
Starter PRM-CRL-STR-4860-48-M	48w 60d 48h	\$6,881
Adder PRM-CRL-ADR-4760-48-M	47w 60d 48h	\$6,055

Plastic laminate or Marmoleum® top standard, veneer top add 10%
Electrical, wire management and accessories available, see electrical section for options
Custom modifications, youth and standing heights available upon request.

PANEL CARRELS



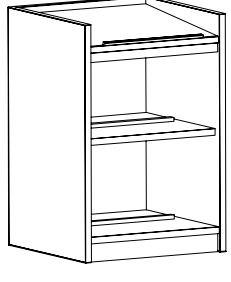

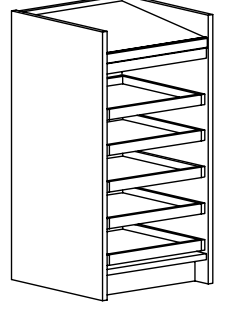
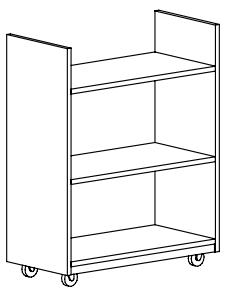
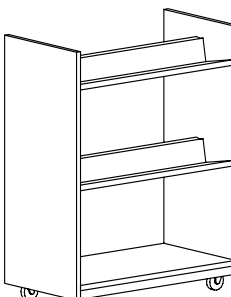

DESCRIPTION	ITEM NO	SIZE	STANDARD LIST
Single Faced, One Person Study Carrel with plastic laminate top featuring overhead shelf.	Red Oak		
	Starter PRM-CRL-STR-3630-54-RO	36w 30d 54h	\$5,468
	Adder PRM-CRL-ADR-3530-54-RO	35w 30d 54h	\$4,569
	Starter PRM-CRL-STR-4230-54-RO	42w 30d 54h	\$5,518
	Adder PRM-CRL-ADR-4130-54-RO	41w 30d 54h	\$4,610
	Starter PRM-CRL-STR-4830-54-RO	48w 30d 54h	\$4,669
	Adder PRM-CRL-ADR-4730-54-RO	47w 30d 54h	\$4,660
	Cherry		
	Starter PRM-CRL-STR-3630-54-C	36w 30d 54h	\$5,703
	Adder PRM-CRL-ADR-3530-54-C	35w 30d 54h	\$4,714
	Starter PRM-CRL-STR-4230-54-C	42w 30d 54h	\$5,748
	Adder PRM-CRL-ADR-4130-54-C	41w 30d 54h	\$4,777
	Starter PRM-CRL-STR-4830-54-C	48w 30d 54h	\$5,793
	Adder PRM-CRL-ADR-4730-54-C	47w 30d 54h	\$4,831
	Maple		
	Starter PRM-CRL-STR-3630-54-M	36w 30d 54h	\$5,486
	Adder PRM-CRL-ADR-3530-54-M	35w 30d 54h	\$4,569
	Starter PRM-CRL-STR-4230-54-M	42w 30d 54h	\$5,531
Adder PRM-CRL-ADR-4130-54-M	41w 30d 54h	\$4,628	
Starter PRM-CRL-STR-4830-54-M	48w 30d 54h	\$5,581	
Adder PRM-CRL-ADR-4730-54-M	47w 30d 54h	\$4,687	



DESCRIPTION	ITEM NO	SIZE	STANDARD LIST
Double Faced, Two Person Study Carrel with plastic laminate top featuring overhead shelf.	Red Oak		
	Starter PRM-CRL-STR-3660-54-RO	36w 60d 54h	\$7,757
	Adder PRM-CRL-ADR-3560-54-RO	35w 60d 54h	\$6,434
	Starter PRM-CRL-STR-4260-54-RO	42w 60d 54h	\$7,838
	Adder PRM-CRL-ADR-4160-54-RO	41w 60d 54h	\$6,506
	Starter PRM-CRL-STR-4860-54-RO	48w 60d 54h	\$7,911
	Adder PRM-CRL-ADR-4760-54-RO	47w 60d 54h	\$6,579
	Cherry		
	Starter PRM-CRL-STR-3660-54-C	36w 60d 54h	\$8,263
	Adder PRM-CRL-ADR-3560-54-C	35w 60d 54h	\$6,714
	Starter PRM-CRL-STR-4260-54-C	42w 60d 54h	\$8,353
	Adder PRM-CRL-ADR-4160-54-C	41w 60d 54h	\$6,804
	Starter PRM-CRL-STR-4860-54-C	48w 60d 54h	\$8,443
	Adder PRM-CRL-ADR-4760-54-C	47w 60d 54h	\$6,895
	Maple		
	Starter PRM-CRL-STR-3660-54-M	36w 60d 54h	\$7,766
	Adder PRM-CRL-ADR-3560-54-M	35w 60d 54h	\$6,502
	Starter PRM-CRL-STR-4260-54-M	42w 60d 54h	\$7,847
	Adder PRM-CRL-ADR-4160-54-M	41w 60d 54h	\$6,583
	Starter PRM-CRL-STR-4860-54-M	48w 60d 54h	\$7,929
	Adder PRM-CRL-ADR-4760-54-M	47w 60d 54h	\$6,664



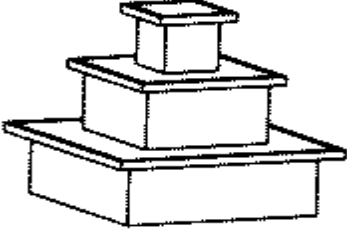
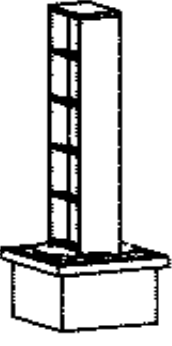

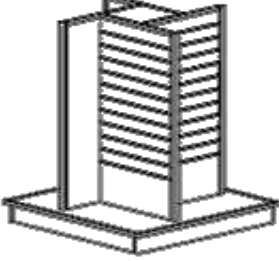
Plastic laminate or Marmoleum® top standard, veneer top add 10%
 Electrical, wire management and accessories available, see electrical section for options
 Custom modifications, youth and standing heights available upon request.

ACCESSORIES

	DESCRIPTION	ITEM NO	SIZE	STANDARD LIST
 	Dictionary Stand	Red Oak PRM-DIC-2424-45-RO	24w 24d 45h	\$7,473
		Cherry PRM-DIC-2424-45-C	24w 24d 45h	\$7,793
		Maple PRM-DIC-2424-45-M	24w 24d 45h	\$7,626
		PRM-RVL-DIC-2114-8-RO	21w 14d 8h	\$1,580
		PRM-RVL-DIC-2114-8-C	21w 14d 8h	\$1,580
		PRM-RVL-DIC-2114-8-M	21w 14d 8h	\$1,580
	Atlas Stand	Red Oak PRM-ATL-2424-45-RO	24w 24d 45h	\$9,446
		Cherry PRM-ATL-2424-45-C	24w 24d 45h	\$10,317
		Maple PRM-ATL-2424-45-M	24w 24d 45h	\$10,001
	Booktruck with 2 shelves	Red Oak PRM-BKT-OPS-3014-37-RO	30w 14.5d 37h	\$3,210
		Cherry PRM-BKT-OPS-3014-37-C	30w 14.5d 37h	\$3,355
		Maple PRM-BKT-OPS-3014-37-M	30w 14.5d 37h	\$3,251
	Display Book Truck with 2 shelves	Red Oak PRM-BKT-DIS-3014-37-RO	30w 14.5d 37h	\$3,423
		Cherry PRM-BKT-DIS-3014-37-C	30w 14.5d 37h	\$3,590
		Maple PRM-BKT-DIS-3014-37-M	30w 14.5d 37h	\$3,477
	Depressible Book Truck	Red Oak PRM-BKT-BIN-2422-24-RO	24w 22d 24h	\$4,434
		Cherry PRM-BKT-BIN-2422-24-C	24w 22d 24h	\$4,633
		Maple PRM-BKT-BIN-2422-24-M	24w 22d 24h	\$4,475


Plastic laminate or Marmoleum® top standard, veneer top add 10%
 Electrical, wire management and accessories available, see electrical section for options
 Custom modifications, youth and standing heights available upon request.

DISPLAY RACKS

	DESCRIPTION	ITEM NO	SIZE	STANDARD LIST
	Vertical Book Display Single or Double faced.	PRM-VBD-SF-3615-40	36w 15d 40h	\$11,618
		PRM-VBD-DF-3630-40	36w 30d 40h	\$18,563
	Vertical Magazine Rack Metal interior with applied plastic laminate or wood end panels.	PRM-VMR-3013-42	30w 13d 42h	\$11,944
	Tiered Display Shelving	TDS5050	50w 50d 40h	\$14,647
	Paperback Display Shelving Rotating Display Unit	PBDS2222	22w 22d 72h	\$11,865
	Vertical Display Unit Newspaper/Magazine Display	VDU3030	30w 30d 80h	\$9,571
	Slatwall Display Stand	PRM-SWD-3636-49	36w 36d 49h	\$11,238

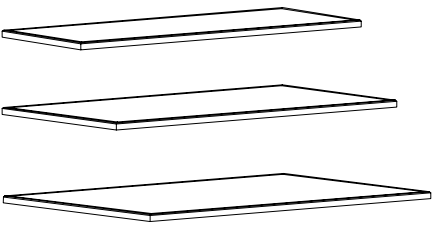
Standard List: Red Oak, Maple and Cherry available, add 10%
 Available to match any Agati Collection.
 Custom modifications available upon request.

END PANELS



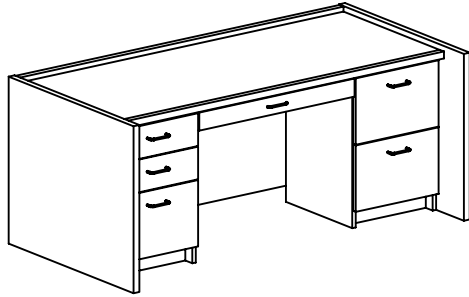
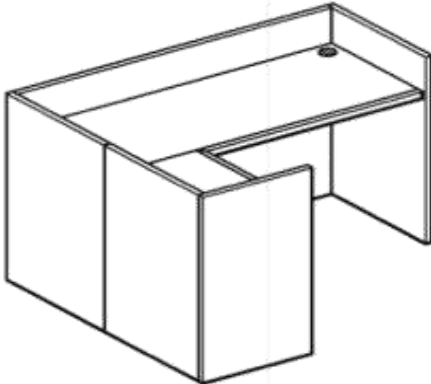
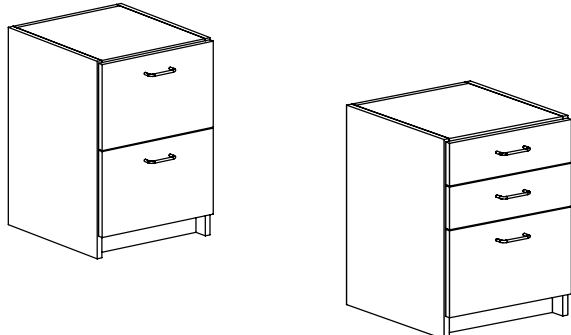

DESCRIPTION	ITEM NO	SIZE	STANDARD LIST
Single Faced End Panel Up to 66" high (h) Up to 90" high (h)	Red Oak PRM-EP-SF-1266-RO PRM-EP-SF-1290-RO	12w 66h 1.25th 12w 90h 1.25th	\$1,278 \$1,291
Double Faced End Panel Up to 66" high (h) Up to 90" high (h)	PRM-EP-DF-2466-RO PRM-EP-DF-2490-RO	24w 66h 1.25th 24w 90h 1.25th	\$1,422 \$1,467
Single Faced End Panel Up to 66" high (h) Up to 90" high (h)	Cherry PRM-EP-SF-1266-C PRM-EP-SF-1290-C	12w 66h 1.25th 12w 90h 1.25th	\$1,332 \$1,355
Double Faced End Panel Up to 66" high (h) Up to 90" high (h)	PRM-EP-DF-2466-C PRM-EP-DF-2490-C	24w 66h 1.25th 24w 90h 1.25th	\$1,504 \$1,535
Single Faced End Panel Up to 66" high (h) Up to 90" high (h)	Maple PRM-EP-SF-1266-M PRM-EP-SF-1290-M	12w 66h 1.25th 12w 90h 1.25th	\$1,291 \$1,318
Double Faced End Panel Up to 66" high (h) Up to 90" high (h)	PRM-EP-DF-2466-M PRM-EP-DF-2490-M	24w 66h 1.25th 24w 90h 1.25th	\$1,445 \$1,490

TOP CAPS



DESCRIPTION	ITEM NO	SIZE	STANDARD LIST
Single Faced Width Top Cap Priced per foot length (l)	Red Oak PRM-TC-SF-12xx-RO	12w xxl 1.25th	\$158 per linear foot
Double Faced Width Top Cap Priced per foot length (l)	PRM-TC-DF-24xx-RO	24w xxl 1.25th	\$203 per linear foot
File Cabinet Width Top Cap Priced per foot length (l)	PRM-TC-FC-36xx-RO	36w xxl 1.25th	\$280 per linear foot
Single Faced Width Top Cap Priced per foot length (l)	Cherry PRM-TC-SF-12xx-C 	12w xxl 1.25th	\$167 per linear foot
Double Faced Width Top Cap Priced per foot length (l)	PRM-TC-DF-24xx-C	24w xxl 1.25th	\$212 per linear foot
File Cabinet Width Top Cap Priced per foot length (l)	PRM-TC-FC-36xx-C	36w xxl 1.25th	\$316 per linear foot
Single Faced Width Top Cap Priced per foot length (l)	Maple PRM-TC-SF-12xx-M	12w xxl 1.25th	\$163 per linear foot
Double Faced Width Top Cap Priced per foot length (l)	PRM-TC-DF-24xx-M	24w xxl 1.25th	\$208 per linear foot
File Cabinet Width Top Cap Priced per foot length (l)	PRM-TC-FC-36xx-M	36w xxl 1.25th	\$293 per linear foot
Filler Strip Moulding Small-Finished filler strip	PRM-FLLR-3-3-96	8 ft. lengths	\$542 per 8 ft. length
Filler Strip Moulding Large-Finished filler strip	PRM-FLLR-6-3-96	8 ft. lengths	\$813 per 8 ft. length

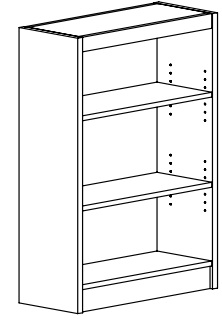
Plastic laminate or Marmoleum® top standard, veneer top add 20%
Custom modifications available upon request.

DESKS	DESCRIPTION	ITEM NO	SIZE	STANDARD LIST
	Librarian Desk with B/B/F and F/F pedestals with a center pencil drawer.	PRM-LBDSK-7236-3029-RO	72w 36d 30h 29ws	\$19,415
	Librarian Desk with left return (shown).	PRM-LBDSK-LHR-7260-3629-WM-RO	72w 60d 36h 29ws	\$10,724
	Librarian Desk with right return. Desk includes wire management grommets in 3 corners.	PRM-LBDSK-RHR-7260-3629-WM-RO	72w 60d 36h 29ws	\$10,724
	File Cabinet Pedestal 2 Drawer File/File	PRM-PED-FIL-1820-28-RO	18w 20d 27.5h	\$4,177
	File Cabinet Pedestal 3 Drawer Box/Box/File	PRM-PED-DRFIL-1820-28-RO	18w 20d 27.5h	\$4,267
	Lateral File Cabinet 2 Drawer	PRM-LAFIL-2D-3618-28-RO	36w 18d 27.5h	\$6,204
	Lateral File Cabinet 3 Drawer	PRM-LAFIL-3D-3618-39-RO	36w 18d 39.5h	\$6,357

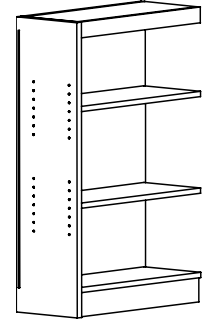
Plastic laminate or Marmoleum® top standard, veneer top add 10%
 Electrical, wire management and accessories available, see electrical section for options
 Custom modifications, youth and standing heights available upon request.

Standard Laminates include:
 Wilsonart: Series 60 finish laminates
 Formica: Series 58 finish laminates
 All other laminate series may be subject to up charge.

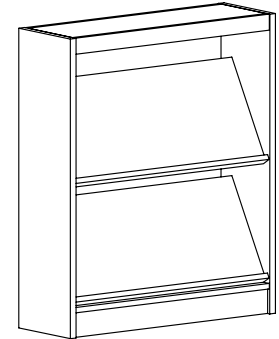
SHELVING - SINGLE FACE



DESCRIPTION	ITEM NO	SIZE	STANDARD LIST
Wood Shelving Single Faced Starter Shelving Units	Red Oak		
	PRM-BKC-SF-STR-3630-12-RO	36w 12d 30h	\$3,097
	PRM-BKC-SF-STR-3636-12-RO	36w 12d 36h	\$3,097
	PRM-BKC-SF-STR-3642-12-RO	36w 12d 42h	\$3,197
	PRM-BKC-SF-STR-3654-12-RO	36w 12d 54h	\$3,648
	PRM-BKC-SF-STR-3666-12-RO	36w 12d 66h	\$3,829
	PRM-BKC-SF-STR-3684-12-RO	36w 12d 84h	\$3,888
	Cherry		
	PRM-BKC-SF-STR-3630-12-C	36w 12d 30h	\$4,028
	PRM-BKC-SF-STR-3636-12-C	36w 12d 36h	\$4,028
	PRM-BKC-SF-STR-3642-12-C	36w 12d 42h	\$4,154
	PRM-BKC-SF-STR-3654-12-C	36w 12d 54h	\$4,506
	PRM-BKC-SF-STR-3666-12-C	36w 12d 66h	\$4,976
	PRM-BKC-SF-STR-3684-12-C	36w 12d 84h	\$5,052
	Maple		
	PRM-BKC-SF-STR-3630-12-M	36w 12d 30h	\$3,459
	PRM-BKC-SF-STR-3636-12-M	36w 12d 36h	\$3,459
	PRM-BKC-SF-STR-3642-12-M	36w 12d 42h	\$3,540
PRM-BKC-SF-STR-3654-12-M	36w 12d 54h	\$4,163	
PRM-BKC-SF-STR-3666-12-M	36w 12d 66h	\$4,416	
PRM-BKC-SF-STR-3684-12-M	36w 12d 84h	\$4,429	



Wood Shelving Single Faced Adder Shelving Units	Red Oak		
	PRM-BKC-SF-ADR-3530-12-RO	35w 12d 30h	\$2,813
	PRM-BKC-SF-ADR-3536-12-RO	35w 12d 36h	\$2,813
	PRM-BKC-SF-ADR-3542-12-RO	35w 12d 42h	\$2,894
	PRM-BKC-SF-ADR-3554-12-RO	35w 12d 54h	\$2,989
	PRM-BKC-SF-ADR-3566-12-RO	35w 12d 66h	\$3,373
	PRM-BKC-SF-ADR-3584-12-RO	35w 12d 84h	\$3,432
	Cherry		
	PRM-BKC-SF-ADR-3530-12-C	35w 12d 30h	\$3,657
	PRM-BKC-SF-ADR-3536-12-C	35w 12d 36h	\$3,657
	PRM-BKC-SF-ADR-3542-12-C	35w 12d 42h	\$3,761
	PRM-BKC-SF-ADR-3554-12-C	35w 12d 54h	\$3,888
	PRM-BKC-SF-ADR-3566-12-C	35w 12d 66h	\$4,384
	PRM-BKC-SF-ADR-3584-12-C	35w 12d 84h	\$4,461
	Maple		
	PRM-BKC-SF-ADR-3530-12-M	35w 12d 30h	\$3,084
	PRM-BKC-SF-ADR-3536-12-M	35w 12d 36h	\$3,084
	PRM-BKC-SF-ADR-3542-12-M	35w 12d 42h	\$3,170
PRM-BKC-SF-ADR-3554-12-M	35w 12d 54h	\$3,310	
PRM-BKC-SF-ADR-3566-12-M	35w 12d 66h	\$3,910	
PRM-BKC-SF-ADR-3584-12-M	35w 12d 84h	\$3,982	



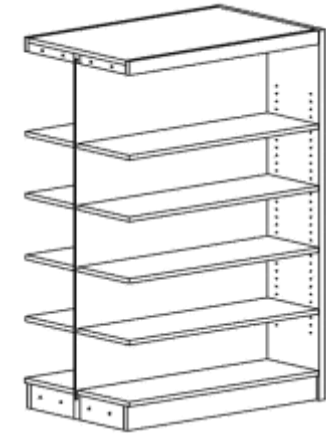
Wood Shelving Single Faced Periodical Units	Red Oak		
	PRM-BKC-SF-PDCL-3642-13-RO	36w 13d 42h	\$5,152
	PRM-BKC-SF-PDCL-3660-13-RO	36w 13d 60h	\$5,554
	PRM-BKC-SF-PDCL-3672-13-RO	36w 13d 72h	\$5,694
	Cherry		
	PRM-BKC-SF-PDCL-3642-13-C	36w 13d 42h	\$6,244
	PRM-BKC-SF-PDCL-3660-13-C	36w 13d 60h	\$6,768
	PRM-BKC-SF-PDCL-3672-13-C	36w 13d 72h	\$6,949
	Maple		
PRM-BKC-SF-PDCL-3642-13-M	36w 13d 42h	\$5,676	
PRM-BKC-SF-PDCL-3660-13-M	36w 13d 60h	\$5,843	
PRM-BKC-SF-PDCL-3672-13-M	36w 13d 72h	\$6,077	

Plastic laminate or Marmoleum® top standard, veneer top add 10%
Custom modifications available upon request.

SHELVING—Double Face



DESCRIPTION	ITEM NO	SIZE	STANDARD LIST
Wood Shelving Double Faced Starter Shelving Units	Red Oak		
	PRM-BKC-DF-STR-3630-22-RO	36w 22d 30h	\$3,883
	PRM-BKC-DF-STR-3636-22-RO	36w 22d 36h	\$3,883
	PRM-BKC-DF-STR-3642-22-RO	36w 22d 42h	\$3,924
	PRM-BKC-DF-STR-3654-22-RO	36w 22d 54h	\$4,551
	PRM-BKC-DF-STR-3666-22-RO	36w 22d 66h	\$5,003
	PRM-BKC-DF-STR-3684-22-RO	36w 22d 84h	\$5,192
	Cherry		
	PRM-BKC-DF-STR-3630-22-C	36w 22d 30h	\$5,048
	PRM-BKC-DF-STR-3636-22-C	36w 22d 36h	\$5,048
	PRM-BKC-DF-STR-3642-22-C	36w 22d 42h	\$5,102
	PRM-BKC-DF-STR-3654-22-C	36w 22d 54h	\$5,328
	PRM-BKC-DF-STR-3666-22-C	36w 22d 66h	\$6,502
	PRM-BKC-DF-STR-3684-22-C	36w 22d 84h	\$6,750
	Maple		
	PRM-BKC-DF-STR-3630-22-M	36w 22d 30h	\$4,172
	PRM-BKC-DF-STR-3636-22-M	36w 22d 36h	\$4,172
	PRM-BKC-DF-STR-3642-22-M	36w 22d 42h	\$4,217
	PRM-BKC-DF-STR-3654-22-M	36w 22d 54h	\$4,429
	PRM-BKC-DF-STR-3666-22-M	36w 22d 66h	\$5,477
	PRM-BKC-DF-STR-3684-22-M	36w 22d 84h	\$5,707

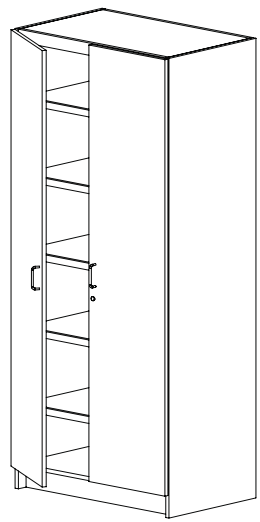
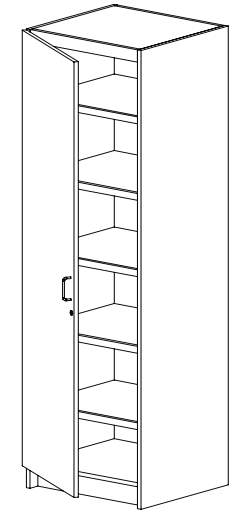


Wood Shelving Double Faced Adder Shelving Units	Red Oak		
	PRM-BKC-DF-ADR-3530-22-RO	35w 22d 30h	\$3,540
	PRM-BKC-DF-ADR-3536-22-RO	35w 22d 36h	\$3,540
	PRM-BKC-DF-ADR-3542-22-RO	35w 22d 42h	\$3,585
	PRM-BKC-DF-ADR-3554-22-RO	35w 22d 54h	\$3,761
	PRM-BKC-DF-ADR-3566-22-RO	35w 22d 66h	\$4,488
	PRM-BKC-DF-ADR-3584-22-RO	35w 22d 84h	\$4,664
	Cherry		
	PRM-BKC-DF-ADR-3530-22-C	35w 22d 30h	\$4,601
	PRM-BKC-DF-ADR-3536-22-C	35w 22d 36h	\$4,601
	PRM-BKC-DF-ADR-3542-22-C	35w 22d 42h	\$4,660
	PRM-BKC-DF-ADR-3554-22-C	35w 22d 54h	\$4,890
	PRM-BKC-DF-ADR-3566-22-C	35w 22d 66h	\$5,834
	PRM-BKC-DF-ADR-3584-22-C	35w 22d 84h	\$6,064
	Maple		
	PRM-BKC-DF-ADR-3530-22-M	35w 22d 30h	\$3,824
	PRM-BKC-DF-ADR-3536-22-M	35w 22d 36h	\$3,824
	PRM-BKC-DF-ADR-3542-22-M	35w 22d 42h	\$3,870
	PRM-BKC-DF-ADR-3554-22-M	35w 22d 54h	\$4,488
	PRM-BKC-DF-ADR-3566-22-M	35w 22d 66h	\$4,890
	PRM-BKC-DF-ADR-3584-22-M	35w 22d 84h	\$5,111

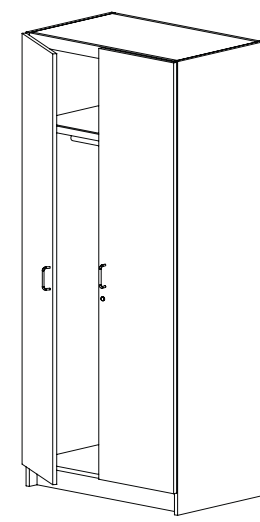
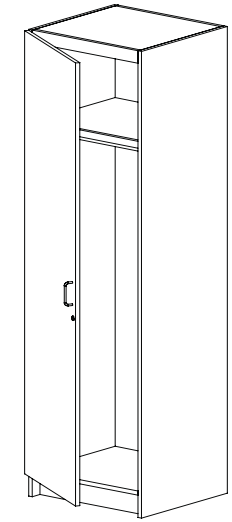
Finished Filler Strip Moulding Small—Finished filler strip	PRM-FLLR-3-3-96	8 ft. lengths	\$542 per 8 ft. length
Filler Strip Moulding Large—Finished filler strip	PRM-FLLR-6-3-96	8 ft. lengths	\$813 per 8 ft. length

Plastic laminate or Marmoleum® top standard, veneer top add 10%
Custom modifications available upon request.

CLOSETS/WARDROBES



DESCRIPTION	ITEM NO	SIZE	STANDARD LIST
Storage Cabinet, Single Faced with 5 adjustable shelves, locking door.	Red Oak PRM-STRG-SF-2484-22-RO	24w 22d 84h	\$6,624
	PRM-STRG-SF-3684-22-RO	36w 22d 84h	\$6,931
Storage Cabinet, Single Faced with 5 adjustable shelves, locking doors.	Cherry PRM-STRG-SF-2484-22-C	24w 22d 84h	\$8,610
	PRM-STRG-SF-3684-22-C	36w 22d 84h	\$9,012
Storage Cabinet, Single Faced with 5 adjustable shelves, locking door.	Maple PRM-STRG-SF-2484-22-M	24w 22d 84h	\$6,985
	PRM-STRG-SF-3684-22-M	36w 22d 84h	\$7,342

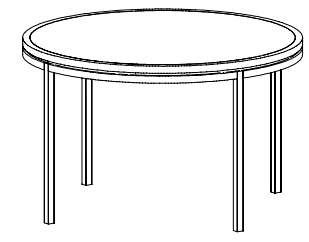


Wardrobe, Single Faced with 1 shelf, hanging rod, locking door.	Red Oak PRM-WRDB-SF-2484-22-RO	24w 22d 84h	\$6,190
	PRM-WRDB-SF-3684-22-RO	36w 22d 84h	\$6,366
Wardrobe, Single Faced with 1 shelf, hanging rod, locking doors.	Cherry PRM-WRDB-SF-2484-22-C	24w 22d 84h	\$8,046
	PRM-WRDB-SF-3684-22-C	36w 22d 84h	\$8,276
Wardrobe, Single Faced with 1 shelf, hanging rod, locking door.	Maple PRM-WRDB-SF-2484-22-M	24w 22d 84h	\$6,466
	PRM-WRDB-SF-3684-22-M	36w 22d 84h	\$6,728

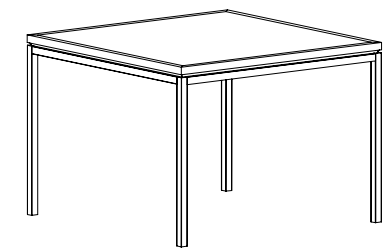
Plastic laminate or Marmoleum® top standard, veneer top add 10%
Custom modifications available upon request.

Standard Laminates include:
Wilsonart: Series 60 finish laminates
Formica: Series 58 finish laminates
All other laminate series may be subject to up charge.

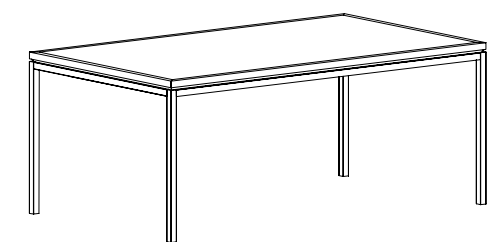
STUDY TABLES



DESCRIPTION	ITEM NO	SIZE	STANDARD LIST
Round Study Table with wood edgeband, Marmoleum or plastic laminate inset top and stainless steel base.	Red Oak		
	ROL-TBL-30-30-RO	30 Dia. 30h	\$5,322
	ROL-TBL-36-30-RO	36 Dia. 30h	\$5,584
	ROL-TBL-42-30-RO	42 Dia. 30h	\$5,968
	ROL-TBL-48-30-RO	48 Dia. 30h	\$6,207
	ROL-TBL-54-30-RO	54 Dia. 30h	\$6,487
	ROL-TBL-60-30-RO	60 Dia. 30h	\$6,700
	Cherry		
	ROL-TBL-30-30-C	30 Dia. 30h	\$5,439
	ROL-TBL-36-30-C	36 Dia. 30h	\$5,719
	ROL-TBL-42-30-C	42 Dia. 30h	\$6,126
	ROL-TBL-48-30-C	48 Dia. 30h	\$6,379
	ROL-TBL-54-30-C	54 Dia. 30h	\$6,677
	ROL-TBL-60-30-C	60 Dia. 30h	\$6,903
	Maple		
	ROL-TBL-30-30-M	30 Dia. 30h	\$5,448
	ROL-TBL-36-30-M	36 Dia. 30h	\$5,692
	ROL-TBL-42-30-M	42 Dia. 30h	\$5,990
ROL-TBL-48-30-M	48 Dia. 30h	\$6,239	
ROL-TBL-54-30-M	54 Dia. 30h	\$6,618	
ROL-TBL-60-30-M	60 Dia. 30h	\$6,831	



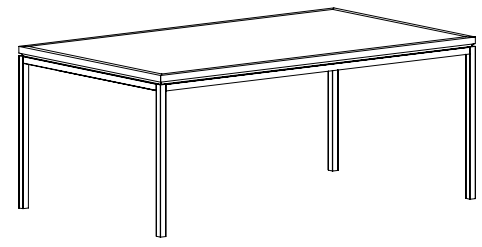
DESCRIPTION	ITEM NO	SIZE	STANDARD LIST
Square Study Table with wood edgeband, Marmoleum or plastic laminate inset top and stainless steel base.	Red Oak		
	ROL-TBL-3030-30-RO	30w 30d 30h	\$3,994
	ROL-TBL-3636-30-RO	36w 36d 30h	\$4,161
	ROL-TBL-4242-30-RO	42w 42d 30h	\$4,372
	ROL-TBL-4848-30-RO	48w 48d 30h	\$4,588
	ROL-TBL-5454-30-RO	54w 54d 30h	\$4,881
	Cherry		
	ROL-TBL-3030-30-C	30w 30d 30h	\$4,098
	ROL-TBL-3636-30-C	36w 36d 30h	\$4,269
	ROL-TBL-4242-30-C	42w 42d 30h	\$4,589
	ROL-TBL-4848-30-C	48w 48d 30h	\$4,719
	ROL-TBL-5454-30-C	54w 54d 30h	\$5,030
	Maple		
	ROL-TBL-3030-30-M	30w 30d 30h	\$4,057
	ROL-TBL-3636-30-M	36w 36d 30h	\$4,179
	ROL-TBL-4242-30-M	42w 42d 30h	\$4,435
	ROL-TBL-4848-30-M	48w 48d 30h	\$4,683
	ROL-TBL-5454-30-M	54w 54d 30h	\$5,075



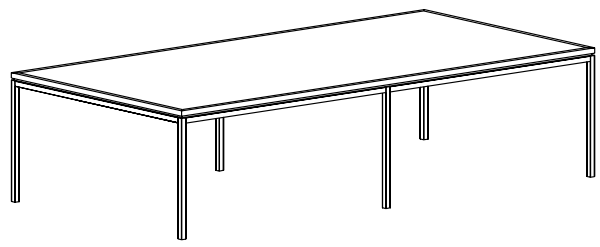
DESCRIPTION	ITEM NO	SIZE	STANDARD LIST
Rectangular Study Table with wood edgeband, Marmoleum or plastic laminate inset top and stainless steel base.	Red Oak		
	ROL-TBL-4236-30-RO	42w 36d 30h	\$4,366
	ROL-TBL-4836-30-RO	48w 36d 30h	\$4,417
	ROL-TBL-6036-30-RO	60w 36d 30h	\$4,566
	ROL-TBL-7236-30-RO	72w 36d 30h	\$4,705
	ROL-TBL-4842-30-RO	48w 42d 30h	\$4,537
	ROL-TBL-6042-30-RO	60w 42d 30h	\$4,735
	ROL-TBL-7242-30-RO	72w 42d 30h	\$4,978
	ROL-TBL-8442-30-RO	84w 42d 30h	\$5,153
	ROL-TBL-6048-30-RO	60w 48d 30h	\$4,786
	ROL-TBL-7248-30-RO	72w 48d 30h	\$5,016
	ROL-TBL-8448-30-RO	84w 48d 30h	\$5,196
	ROL-TBL-7254-30-RO	72w 54d 30h	\$5,106
	ROL-TBL-8454-30-RO	84w 54d 30h	\$5,270

Plastic laminate or Marmoleum® top standard, veneer top add 10%
 Electrical, wire management and accessories available, see electrical section for options
 Custom modifications, youth and standing heights (up to 36" high) available upon request.

STUDY TABLES



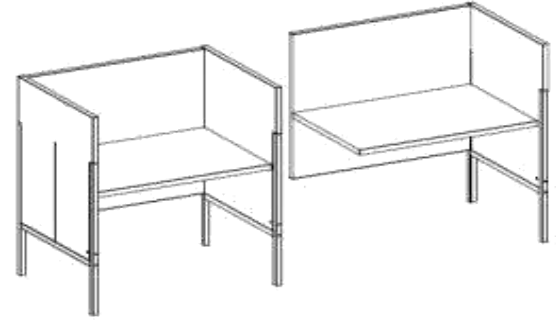
DESCRIPTION	ITEM NO	SIZE	STANDARD LIST
Rectangular Study Table with wood edgeband, Marmoleum or plastic laminate inset top, and stainless steel base.	Cherry		
	ROL-TBL-4236-30-C	42w 36d 30h	\$4,488
	ROL-TBL-4836-30-C	48w 36d 30h	\$4,539
	ROL-TBL-6036-30-C	60w 36d 30h	\$4,697
	ROL-TBL-7236-30-C	72w 36d 30h	\$4,840
	ROL-TBL-4842-30-C	48w 42d 30h	\$4,668
	ROL-TBL-6042-30-C	60w 42d 30h	\$4,875
	ROL-TBL-7242-30-C	72w 42d 30h	\$5,131
	ROL-TBL-8442-30-C	84w 42d 30h	\$5,316
	ROL-TBL-6048-30-C	60w 48d 30h	\$4,926
	ROL-TBL-7248-30-C	72w 48d 30h	\$5,169
	ROL-TBL-8448-30-C	84w 48d 30h	\$5,358
	Maple		
	ROL-TBL-4236-30-M	42w 36d 30h	\$4,433
	ROL-TBL-4836-30-M	48w 36d 30h	\$4,521
	ROL-TBL-6036-30-M	60w 36d 30h	\$4,588
	ROL-TBL-7236-30-M	72w 36d 30h	\$4,809
	ROL-TBL-4842-30-M	48w 42d 30h	\$4,551
	ROL-TBL-6042-30-M	60w 42d 30h	\$4,834
	ROL-TBL-7242-30-M	72w 42d 30h	\$5,095
ROL-TBL-8442-30-M	84w 42d 30h	\$5,275	
ROL-TBL-6048-30-M	60w 48d 30h	\$4,872	
ROL-TBL-7248-30-M	72w 48d 30h	\$5,115	
ROL-TBL-8448-30-M	84w 48d 30h	\$5,295	
ROL-TBL-7254-30-M	72w 54d 30h	\$5,179	
ROL-TBL-8454-30-M	84w 54d 30h	\$5,342	



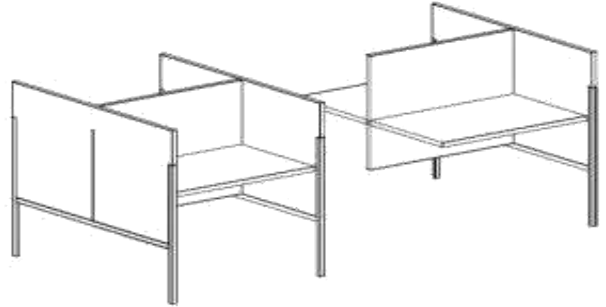
Rectangular Study Table with wood edgeband, Marmoleum or plastic laminate inset top, 6 legs, and stainless steel base.	Red Oak		
	ROL-TBL-9648-30-RO	96w 48d 30h	\$6,282
	ROL-TBL-10848-30-RO	108w 48d 30h	\$7,262
	ROL-TBL-12048-30-RO	120w 48d 30h	\$7,578
	ROL-TBL-9654-30-RO	96w 54d 30h	\$6,365
	ROL-TBL-10854-30-RO	108w 54d 30h	\$7,409
	ROL-TBL-12054-30-RO	120w 54d 30h	\$7,647
	Cherry		
	ROL-TBL-9648-30-C	96w 48d 30h	\$6,458
	ROL-TBL-10848-30-C	108w 48d 30h	\$7,452
	ROL-TBL-12048-30-C	120w 48d 30h	\$7,740
	ROL-TBL-9654-30-C	72w 54d 30h	\$6,546
	ROL-TBL-10854-30-C	84w 54d 30h	\$7,607
	ROL-TBL-12054-30-C	120w 54d 30h	\$7,814
	Maple		
	ROL-TBL-9648-30-M	96w 48d 30h	\$6,409
	ROL-TBL-10848-30-M	108w 48d 30h	\$7,420
	ROL-TBL-12048-30-M	120w 48d 30h	\$7,686
	ROL-TBL-9654-30-M	96w 54d 30h	\$6,442
	ROL-TBL-10854-30-M	108w 54d 30h	\$7,494
ROL-TBL-12054-30-M	120w 54d 30h	\$7,688	

Plastic laminate or Marmoleum® top standard, veneer top add 10%
 Electrical, wire management and accessories available, see electrical section for options
 Custom modifications, youth and standing heights (up to 36" high) available upon request.

CARRELS



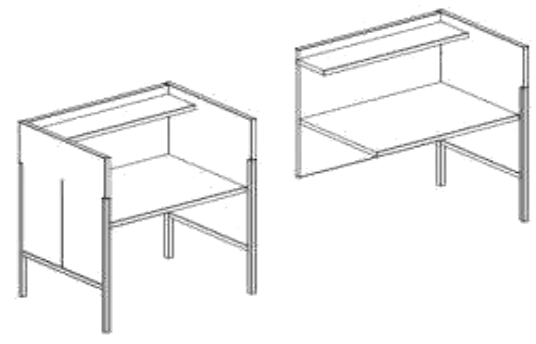
DESCRIPTION	ITEM NO	SIZE	STANDARD LIST
Single Faced, One Person Study Carrel with Marmoleum or plastic laminate top, wood edgeband, stainless steel base, and metal inlay on the side panels.	Red Oak		
	Starter ROL-CRL-STR-3630-48-RO	36w 30d 48h	\$5,464
	Adder ROL-CRL-ADR-3530-48-RO	35w 30d 48h	\$4,125
	Starter ROL-CRL-STR-4230-48-RO	42w 30d 48h	\$5,469
	Adder ROL-CRL-ADR-4130-48-RO	41w 30d 48h	\$4,130
	Starter ROL-CRL-STR-4830-48-RO	48w 30d 48h	\$5,473
	Adder ROL-CRL-ADR-4730-48-RO	47w 30d 48h	\$4,134
	Cherry		
	Starter ROL-CRL-STR-3630-48-C	36w 30d 48h	\$5,595
	Adder ROL-CRL-ADR-3530-48-C	35w 30d 48h	\$4,197
	Starter ROL-CRL-STR-4230-48-C	42w 30d 48h	\$5,604
	Adder ROL-CRL-ADR-4130-48-C	41w 30d 48h	\$4,220
	Starter ROL-CRL-STR-4830-48-C	48w 30d 48h	\$5,613
	Adder ROL-CRL-ADR-4730-48-C	47w 30d 48h	\$4,238
	Maple		
	Starter ROL-CRL-STR-3630-48-M	36w 30d 48h	\$5,469
	Adder ROL-CRL-ADR-3530-48-M	35w 30d 48h	\$4,130
	Starter ROL-CRL-STR-4230-48-M	42w 30d 48h	\$5,473
Adder ROL-CRL-ADR-4130-48-M	41w 30d 48h	\$4,134	
Starter ROL-CRL-STR-4830-48-M	48w 30d 48h	\$5,478	
Adder ROL-CRL-ADR-4730-48-M	47w 30d 48h	\$4,139	



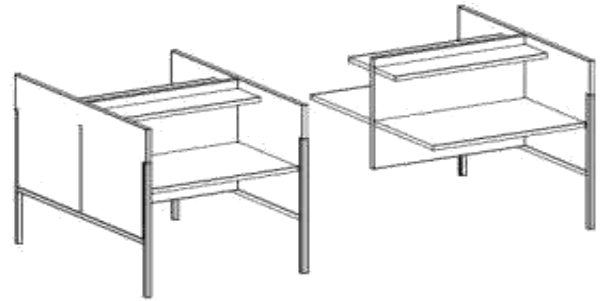
Double Faced, Two Person Study Carrel with Marmoleum or plastic laminate top, wood edgeband, stainless steel base, and metal inlay on the side panels.	Red Oak		
	Starter ROL-CRL-STR-3660-48-RO	36w 60d 48h	\$6,706
	Adder ROL-CRL-ADR-3560-48-RO	35w 60d 48h	\$5,204
	Starter ROL-CRL-STR-4260-48-RO	42w 60d 48h	\$6,729
	Adder ROL-CRL-ADR-4160-48-RO	41w 60d 48h	\$5,227
	Starter ROL-CRL-STR-4860-48-RO	48w 60d 48h	\$6,751
	Adder ROL-CRL-ADR-4760-48-RO	47w 60d 48h	\$5,254
	Cherry		
	Starter ROL-CRL-STR-3660-48-C	36w 60d 48h	\$6,810
	Adder ROL-CRL-ADR-3560-48-C	35w 60d 48h	\$5,254
	Starter ROL-CRL-STR-4260-48-C	42w 60d 48h	\$6,832
	Adder ROL-CRL-ADR-4160-48-C	41w 60d 48h	\$5,276
	Starter ROL-CRL-STR-4860-48-C	48w 60d 48h	\$6,855
	Adder ROL-CRL-ADR-4760-48-C	47w 60d 48h	\$5,299
	Maple		
	Starter ROL-CRL-STR-3660-48-M	36w 60d 48h	\$6,679
	Adder ROL-CRL-ADR-3560-48-M	35w 60d 48h	\$5,136
	Starter ROL-CRL-STR-4260-48-M	42w 60d 48h	\$6,701
	Adder ROL-CRL-ADR-4160-48-M	41w 60d 48h	\$5,159
	Starter ROL-CRL-STR-4860-48-M	48w 60d 48h	\$6,724
	Adder ROL-CRL-ADR-4760-48-M	47w 60d 48h	\$5,182

Plastic laminate or Marmoleum® top standard, veneer top add 10%
 Electrical, wire management and accessories available, see electrical section for options
 Custom modifications, youth and standing heights available upon request.

CARRELS



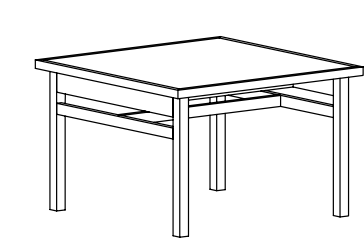
DESCRIPTION	ITEM NO	SIZE	STANDARD LIST
Single Faced, One Person Study Carrel with Marmoleum or plastic laminate top, wood edgeband, stainless steel base, and metal inlay on side panels. Features an overhead shelf.	Red Oak		
	Starter ROL-CRL-STR-3630-54-RO	36w 30d 54h	\$5,776
	Adder ROL-CRL-ADR-3530-54-RO	35w 30d 54h	\$4,360
	Starter ROL-CRL-STR-4230-54-RO	42w 30d 54h	\$5,780
	Adder ROL-CRL-ADR-4130-54-RO	41w 30d 54h	\$4,364
	Starter ROL-CRL-STR-4830-54-RO	48w 30d 54h	\$5,785
	Adder ROL-CRL-ADR-4730-54-RO	47w 30d 54h	\$4,369
	Cherry		
	Starter ROL-CRL-STR-3630-54-C	36w 30d 54h	\$5,920
	Adder ROL-CRL-ADR-3530-54-C	35w 30d 54h	\$4,464
	Starter ROL-CRL-STR-4230-54-C	42w 30d 54h	\$5,929
	Adder ROL-CRL-ADR-4130-54-C	41w 30d 54h	\$4,473
	Starter ROL-CRL-STR-4830-54-C	48w 30d 54h	\$5,938
	Adder ROL-CRL-ADR-4730-54-C	47w 30d 54h	\$4,482
	Maple		
	Starter ROL-CRL-STR-3630-54-M	36w 30d 54h	\$5,780
	Adder ROL-CRL-ADR-3530-54-M	35w 30d 54h	\$4,364
	Starter ROL-CRL-STR-4230-54-M	42w 30d 54h	\$5,785
Adder ROL-CRL-ADR-4130-54-M	41w 30d 54h	\$4,369	
Starter ROL-CRL-STR-4830-54-M	48w 30d 54h	\$5,789	
Adder ROL-CRL-ADR-4730-54-M	47w 30d 54h	\$4,373	



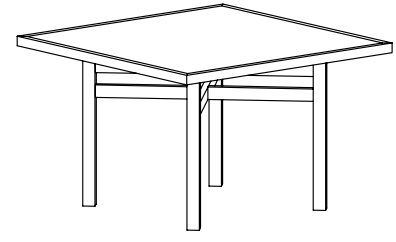
Double Faced, Two Person Study Carrel with Marmoleum or plastic laminate top, wood edgeband, stainless steel base, and metal inlay on side panels. Features an overhead shelf.	Red Oak		
	Starter ROL-CRL-STR-3660-54-RO	36w 60d 54h	\$7,401
	Adder ROL-CRL-ADR-3560-54-RO	35w 60d 54h	\$5,841
	Starter ROL-CRL-STR-4260-54-RO	42w 60d 54h	\$7,424
	Adder ROL-CRL-ADR-4160-54-RO	41w 60d 54h	\$5,863
	Starter ROL-CRL-STR-4860-54-RO	48w 60d 54h	\$7,446
	Adder ROL-CRL-ADR-4760-54-RO	47w 60d 54h	\$5,886
	Cherry		
	Starter ROL-CRL-STR-3660-54-C	36w 60d 54h	\$7,478
	Adder ROL-CRL-ADR-3560-54-C	35w 60d 54h	\$5,918
	Starter ROL-CRL-STR-4260-54-C	42w 60d 54h	\$7,501
	Adder ROL-CRL-ADR-4160-54-C	41w 60d 54h	\$5,940
	Starter ROL-CRL-STR-4860-54-C	48w 60d 54h	\$7,523
	Adder ROL-CRL-ADR-4760-54-C	47w 60d 54h	\$5,963
	Maple		
	Starter ROL-CRL-STR-3660-54-M	36w 60d 54h	\$7,388
	Adder ROL-CRL-ADR-3560-54-M	35w 60d 54h	\$5,841
	Starter ROL-CRL-STR-4260-54-M	42w 60d 54h	\$7,410
	Adder ROL-CRL-ADR-4160-54-M	41w 60d 54h	\$5,863
	Starter ROL-CRL-STR-4860-54-M	48w 60d 54h	\$7,433
	Adder ROL-CRL-ADR-4760-54-M	47w 60d 54h	\$5,886

Plastic laminate or Marmoleum® top standard, veneer top add 10%
 Electrical, wire management and accessories available, see electrical section for options
 Custom modifications, youth and standing heights available upon request.

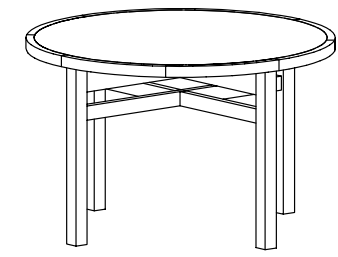
STUDY TABLES



DESCRIPTION	ITEM NO	SIZE	STANDARD LIST
Square Study Table with plastic laminate or Marmoleum top with wood edge band and wood legs.	Red Oak		
	WIL-TBL-4242-30-RO	42w 42d 30h	\$5,102
	WIL-TBL-4848-30-RO	48w 48d 30h	\$5,174
	WIL-TBL-5454-30-RO	54w 54d 30h	\$5,531
	WIL-TBL-6060-30-RO	60w 60d 30h	\$5,802
	Cherry		
	WIL-TBL-4242-30-C	42w 42d 30h	\$5,260
	WIL-TBL-4848-30-C	48w 48d 30h	\$5,323
	WIL-TBL-5454-30-C	54w 54d 30h	\$6,231
	WIL-TBL-6060-30-C	60w 60d 30h	\$6,186
	Maple		
	WIL-TBL-4242-30-M	42w 42d 30h	\$5,125
WIL-TBL-4848-30-M	48w 48d 30h	\$5,192	
WIL-TBL-5454-30-M	54w 54d 30h	\$5,644	
WIL-TBL-6060-30-M	60w 60d 30h	\$5,915	



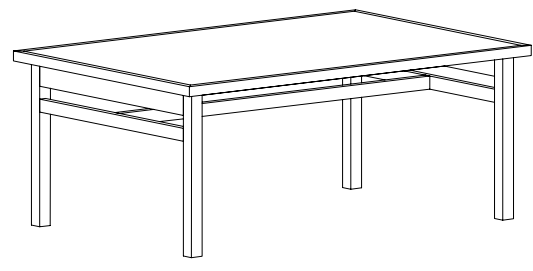
Square Study Table with plastic laminate or Marmoleum top with wood edge band and X-base, and wood legs. Note: Table is not ADA compliant.	Red Oak		
	WIL-TBX-4848-30-RO	48w 48d 30h	\$5,174
	WIL-TBX-5454-30-RO	54w 54d 30h	\$5,531
	WIL-TBX-6060-30-RO	60w 60d 30h	\$5,802
	Cherry		
	WIL-TBX-4848-30-C	48w 48d 30h	\$5,323
	WIL-TBX-5454-30-C	54w 54d 30h	\$6,231
	WIL-TBX-6060-30-C	60w 60d 30h	\$6,186
	Maple		
	WIL-TBX-4848-30-M	48w 48d 30h	\$5,192
	WIL-TBX-5454-30-M	54w 54d 30h	\$5,644
	WIL-TBX-6060-30-M	60w 60d 30h	\$5,915



Round Study Table with plastic laminate or Marmoleum top with wood edge band and X-base, and wood legs. Note: Table is not ADA compliant.	Red Oak		
	WIL-TBX-48-30-RO	48 Dia. 30h	\$5,621
	WIL-TBX-54-30-RO	54 Dia. 30h	\$5,644
	WIL-TBX-60-30-RO	60 Dia. 30h	\$5,874
	Cherry		
	WIL-TBX-48-30-C	48 Dia. 30h	\$5,802
	WIL-TBX-54-30-C	54 Dia. 30h	\$5,983
	WIL-TBX-60-30-C	60 Dia. 30h	\$6,254
	Maple		
	WIL-TBX-48-30-M	48 Dia. 30h	\$5,658
	WIL-TBX-54-30-M	54 Dia. 30h	\$5,757
	WIL-TBX-60-30-M	60 Dia. 30h	\$5,983

Plastic laminate or Marmoleum® top standard, veneer top add 10%
Electrical, wire management and accessories available, see electrical section for options
Custom modifications, youth and standing heights available upon request.

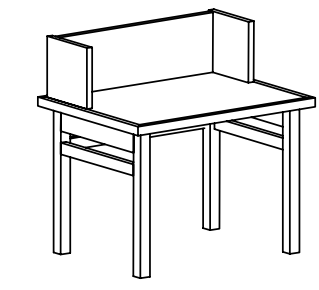
STUDY TABLES



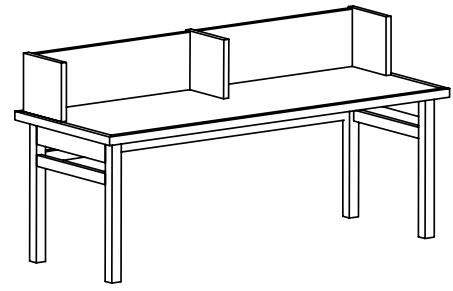
DESCRIPTION	ITEM NO	SIZE	STANDARD LIST	
Rectangular Study Table with plastic laminate or Marmoleum top with wood edgeband, and wood legs,	Red Oak			
	WIL-TBL-4836-30-RO	48w 36d 30h	\$4,678	
	WIL-TBL-6036-30-RO	60w 36d 30h	\$4,831	
	WIL-TBL-7236-30-RO	72w 36d 30h	\$4,944	
	WIL-TBL-6042-30-RO	60w 42d 30h	\$5,215	
	WIL-TBL-7242-30-RO	72w 42d 30h	\$5,305	
	WIL-TBL-8442-30-RO	84w 42d 30h	\$5,531	
	WIL-TBL-9642-30-RO	96w 42d 30h	\$5,802	
	WIL-TBL-6048-30-RO	60w 48d 30h	\$5,274	
	WIL-TBL-7248-30-RO	72w 48d 30h	\$5,716	
	WIL-TBL-8448-30-RO	84w 48d 30h	\$5,861	
	WIL-TBL-9648-30-RO	96w 48d 30h	\$6,312	
	WIL-TBL-10848-30-RO	108w 48d 30h	\$7,744	
	WIL-TBL-8454-30-RO	84w 54d 30h	\$6,249	
	WIL-TBL-9654-30-RO	96w 54d 30h	\$6,375	
	WIL-TBL-10854-30-RO	108w 54d 30h	\$7,924	
	WIL-TBL-12054-30-RO	120w 54d 30h	\$8,412	
	WIL-TBL-8460-30-RO	84w 60d 30h	\$6,515	
	WIL-TBL-9660-30-RO	96w 60d 30h	\$6,642	
	WIL-TBL-10860-30-RO	108w 60d 30h	\$8,376	
	WIL-TBL-12060-30-RO	120w 60d 30h	\$8,502	
	Cherry			
	WIL-TBL-4836-30-C	48w 36d 30h	\$4,876	
	WIL-TBL-6036-30-C	60w 36d 30h	\$5,134	
	WIL-TBL-7236-30-C	72w 36d 30h	\$5,215	
WIL-TBL-6042-30-C	60w 42d 30h	\$5,509		
WIL-TBL-7242-30-C	72w 42d 30h	\$5,667		
WIL-TBL-8442-30-C	84w 42d 30h	\$5,870		
WIL-TBL-9642-30-C	96w 42d 30h	\$6,150		
WIL-TBL-6048-30-C	60w 48d 30h	\$5,477		
WIL-TBL-7248-30-C	72w 48d 30h	\$6,014		
WIL-TBL-8448-30-C	84w 48d 30h	\$6,181		
WIL-TBL-9648-30-C	96w 48d 30h	\$6,669		
WIL-TBL-10848-30-C	108w 48d 30h	\$8,105		
WIL-TBL-8454-30-C	84w 54d 30h	\$6,714		
WIL-TBL-9654-30-C	96w 54d 30h	\$6,859		
WIL-TBL-10854-30-C	108w 54d 30h	\$8,434		
WIL-TBL-12054-30-C	120w 54d 30h	\$8,949		
WIL-TBL-8460-30-C	84w 60d 30h	\$7,053		
WIL-TBL-9660-30-C	96w 60d 30h	\$7,211		
WIL-TBL-10860-30-C	108w 60d 30h	\$8,967		
WIL-TBL-12060-30-C	120w 60d 30h	\$9,121		
Maple				
WIL-TBL-4836-30-M	48w 36d 30h	\$4,723		
WIL-TBL-6036-30-M	60w 36d 30h	\$4,876		
WIL-TBL-7236-30-M	72w 36d 30h	\$5,057		
WIL-TBL-6042-30-M	60w 42d 30h	\$5,305		
WIL-TBL-7242-30-M	72w 42d 30h	\$5,396		
WIL-TBL-8442-30-M	84w 42d 30h	\$5,621		
WIL-TBL-9642-30-M	96w 42d 30h	\$5,960		
WIL-TBL-6048-30-M	60w 48d 30h	\$5,405		
WIL-TBL-7248-30-M	72w 48d 30h	\$5,807		
WIL-TBL-8448-30-M	84w 48d 30h	\$5,969		
WIL-TBL-9648-30-M	96w 48d 30h	\$6,439		
WIL-TBL-10848-30-M	108w 48d 30h	\$7,874		
WIL-TBL-8454-30-M	84w 54d 30h	\$6,488		
WIL-TBL-9654-30-M	96w 54d 30h	\$6,624		
WIL-TBL-10854-30-M	108w 54d 30h	\$8,191		
WIL-TBL-12054-30-M	120w 54d 30h	\$8,696		
WIL-TBL-8460-30-M	84w 60d 30h	\$6,786		
WIL-TBL-9660-30-M	96w 60d 30h	\$6,926		
WIL-TBL-10860-30-M	108w 60d 30h	\$8,674		
WIL-TBL-12060-30-M	120w 60d 30h	\$8,818		

Plastic laminate or Marmoleum® top standard, veneer top add 10%
 Electrical, wire management and accessories available, see electrical section for options
 Custom modifications, youth and standing heights available upon request.

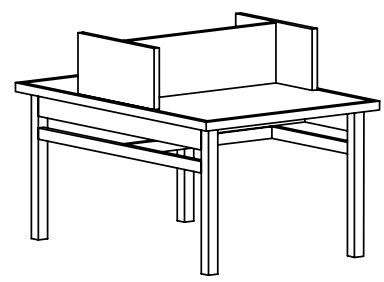
TABLE CARREL



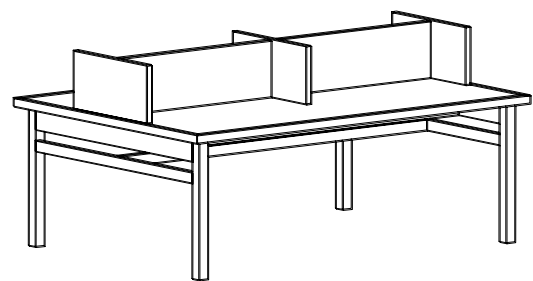
DESCRIPTION	ITEM NO	SIZE	STANDARD LIST
One Person Table Carrel with Marmoleum or plastic laminate top, wood edge, and wood veneer surround. Note: 36" w table is not ADA compliant.	Red Oak		
	WIL-TBL-CRL-3632-45-RO	36w 32d 45h	\$5,102
	WIL-TBL-CRL-4232-45-RO	42w 32d 45h	\$5,147
	WIL-TBL-CRL-4832-45-RO	48w 32d 45h	\$5,260
	Cherry		
	WIL-TBL-CRL-3632-45-C	36w 32d 45h	\$5,360
	WIL-TBL-CRL-4232-45-C	42w 32d 45h	\$5,414
	WIL-TBL-CRL-4832-45-C	48w 32d 45h	\$5,531
	Maple		
WIL-TBL-CRL-3632-45-M	36w 32d 45h	\$5,192	
WIL-TBL-CRL-4232-45-M	42w 32d 45h	\$5,247	
WIL-TBL-CRL-4832-45-M	48w 32d 45h	\$5,350	



Two Person, Single Faced Table Carrel Marmoleum or plastic laminate top, wood edge, and wood veneer surround.	Red Oak		
	WIL-TBL-CRL-7232-45-RO	72w 32d 45h	\$6,615
	WIL-TBL-CRL-8432-45-RO	84w 32d 45h	\$6,768
	WIL-TBL-CRL-9632-45-RO	96w 32d 45h	\$6,854
	Cherry		
	WIL-TBL-CRL-7232-45-C	72w 32d 45h	\$6,953
	WIL-TBL-CRL-8432-45-C	84w 32d 45h	\$7,111
	WIL-TBL-CRL-9632-45-C	96w 32d 45h	\$7,202
	Maple		
	WIL-TBL-CRL-7232-45-M	72w 32d 45h	\$6,728
	WIL-TBL-CRL-8432-45-M	84w 32d 45h	\$6,908
	WIL-TBL-CRL-9632-45-M	96w 32d 45h	\$7,008



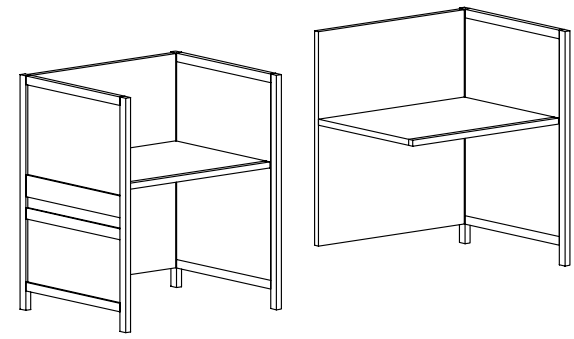
Two Person, Double Faced Table Carrel Marmoleum or plastic laminate top, wood edge, and wood veneer surround.	Red Oak		
	WIL-TBL-CRL-3660-45-RO	36w 60d 45h	\$5,861
	WIL-TBL-CRL-4260-45-RO	42w 60d 45h	\$5,969
	WIL-TBL-CRL-4860-45-RO	48w 60d 45h	\$6,037
	Cherry		
	WIL-TBL-CRL-3660-45-C	36w 60d 45h	\$6,299
	WIL-TBL-CRL-4260-45-C	42w 60d 45h	\$6,434
	WIL-TBL-CRL-4860-45-C	48w 60d 45h	\$6,502
	Maple		
	WIL-TBL-CRL-3660-45-M	36w 60d 45h	\$6,095
	WIL-TBL-CRL-4260-45-M	42w 60d 45h	\$6,217
	WIL-TBL-CRL-4860-45-M	48w 60d 45h	\$6,276



Four Person, Double Faced Table Carrel Marmoleum or plastic laminate top, wood edge, and wood veneer surround.	Red Oak		
	WIL-TBL-CRL-7260-45-RO	72w 60d 45h	\$7,951
	WIL-TBL-CRL-8460-45-RO	84w 60d 45h	\$8,105
	WIL-TBL-CRL-9660-45-RO	96w 60d 45h	\$8,218
	Cherry		
	WIL-TBL-CRL-7260-45-C	72w 60d 45h	\$8,525
	WIL-TBL-CRL-8460-45-C	84w 60d 45h	\$8,674
	WIL-TBL-CRL-9660-45-C	96w 60d 45h	\$8,836
	Maple		
	WIL-TBL-CRL-7260-45-M	72w 60d 45h	\$8,200
	WIL-TBL-CRL-8460-45-M	84w 60d 45h	\$8,362
	WIL-TBL-CRL-9660-45-M	96w 60d 45h	\$8,516

Plastic laminate or Marmoleum® top standard, veneer top add 10%
Electrical, wire management and accessories available, see electrical section for options
Custom modifications, youth and standing heights available upon request.

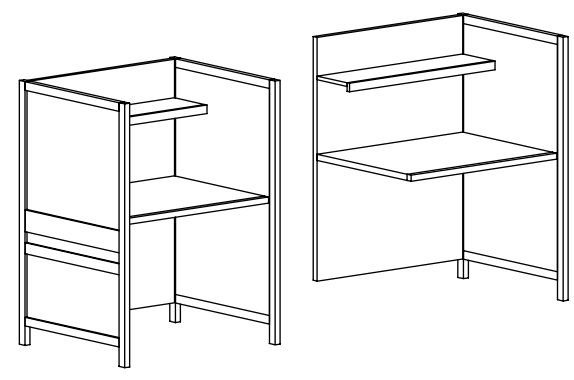
PANEL CARRELS



DESCRIPTION	ITEM NO	SIZE	STANDARD LIST
Single Faced, One Person Study Carrel with Marmoleum or plastic laminate top, solid wood edge band.	Red Oak		
	Starter	WIL-CRL-STR-3630-48-RO	36w 30d 48h \$4,872
	Adder	WIL-CRL-ADR-3530-48-RO	35w 30d 48h \$4,317
	Starter	WIL-CRL-STR-4230-48-RO	42w 30d 48h \$4,922
	Adder	WIL-CRL-ADR-4130-48-RO	41w 30d 48h \$4,357
	Starter	WIL-CRL-STR-4830-48-RO	48w 30d 48h \$4,980
	Adder	WIL-CRL-ADR-4730-48-RO	47w 30d 48h \$4,425
	Cherry		
	Starter	WIL-CRL-STR-3630-48-C	36w 30d 48h \$5,138
	Adder	WIL-CRL-ADR-3530-48-C	35w 30d 48h \$4,565
	Starter	WIL-CRL-STR-4230-48-C	42w 30d 48h \$5,229
	Adder	WIL-CRL-ADR-4130-48-C	41w 30d 48h \$4,596
	Starter	WIL-CRL-STR-4830-48-C	48w 30d 48h \$5,305
	Adder	WIL-CRL-ADR-4730-48-C	47w 30d 48h \$4,633
	Maple		
	Starter	WIL-CRL-STR-3630-48-M	36w 30d 48h \$4,994
	Adder	WIL-CRL-ADR-3530-48-M	35w 30d 48h \$4,420
	Starter	WIL-CRL-STR-4230-48-M	42w 30d 48h \$5,057
Adder	WIL-CRL-ADR-4130-48-M	41w 30d 48h \$4,452	
Starter	WIL-CRL-STR-4830-48-M	48w 30d 48h \$5,125	
Adder	WIL-CRL-ADR-4730-48-M	47w 30d 48h \$4,484	
Double Faced, Two Person Study Carrel with Marmoleum or plastic laminate top, solid wood edge band.	Red Oak		
	Starter	WIL-CRL-STR-3660-48-RO	36w 60d 48h \$8,940
	Adder	WIL-CRL-ADR-3560-48-RO	35w 60d 48h \$7,884
	Starter	WIL-CRL-STR-4260-48-RO	42w 60d 48h \$8,985
	Adder	WIL-CRL-ADR-4160-48-RO	41w 60d 48h \$7,947
	Starter	WIL-CRL-STR-4860-48-RO	48w 60d 48h \$9,030
	Adder	WIL-CRL-ADR-4760-48-RO	47w 60d 48h \$8,127
	Cherry		
	Starter	WIL-CRL-STR-3660-48-C	36w 60d 48h \$9,396
	Adder	WIL-CRL-ADR-3560-48-C	35w 60d 48h \$8,353
	Starter	WIL-CRL-STR-4260-48-C	42w 60d 48h \$9,441
	Adder	WIL-CRL-ADR-4160-48-C	41w 60d 48h \$8,398
	Starter	WIL-CRL-STR-4860-48-C	48w 60d 48h \$9,486
	Adder	WIL-CRL-ADR-4760-48-C	47w 60d 48h \$8,452
	Maple		
	Starter	WIL-CRL-STR-3660-48-M	36w 60d 48h \$9,080
	Adder	WIL-CRL-ADR-3560-48-M	35w 60d 48h \$8,023
	Starter	WIL-CRL-STR-4260-48-M	42w 60d 48h \$9,170
Adder	WIL-CRL-ADR-4160-48-M	41w 60d 48h \$8,078	
Starter	WIL-CRL-STR-4860-48-M	48w 60d 48h \$9,215	
Adder	WIL-CRL-ADR-4760-48-M	47w 60d 48h \$8,136	

Plastic laminate or Marmoleum® top standard, veneer top add 10%
 Electrical, wire management and accessories available, see electrical section for options
 Custom modifications, youth and standing heights available upon request.

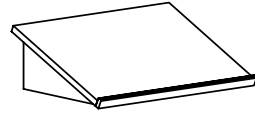
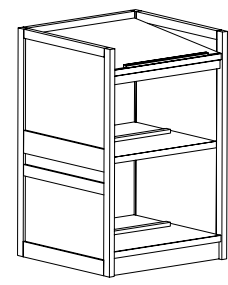
PANEL CARRELS



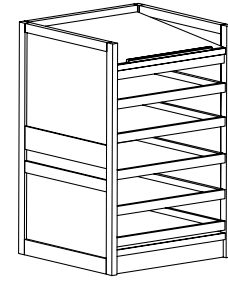
DESCRIPTION	ITEM NO	SIZE	STANDARD LIST
Single Faced, One Person Study Carrel with Marmoleum or plastic laminate top, and solid wood edgeband. Featuring overhead shelf.	Red Oak		
	Starter	WIL-CRL-STR-3630-54-RO	36w 30d 54h \$6,055
	Adder	WIL-CRL-ADR-3530-54-RO	35w 30d 54h \$5,373
	Starter	WIL-CRL-STR-4230-54-RO	42w 30d 54h \$6,100
	Adder	WIL-CRL-ADR-4130-54-RO	41w 30d 54h \$5,454
	Starter	WIL-CRL-STR-4830-54-RO	48w 30d 54h \$6,190
	Adder	WIL-CRL-ADR-4730-54-RO	47w 30d 54h \$5,590
	Cherry		
	Starter	WIL-CRL-STR-3630-54-C	36w 30d 54h \$6,299
	Adder	WIL-CRL-ADR-3530-54-C	35w 30d 54h \$5,536
	Starter	WIL-CRL-STR-4230-54-C	42w 30d 54h \$6,344
	Adder	WIL-CRL-ADR-4130-54-C	41w 30d 54h \$5,603
	Starter	WIL-CRL-STR-4830-54-C	48w 30d 54h \$6,434
	Adder	WIL-CRL-ADR-4730-54-C	47w 30d 54h \$5,752
	Maple		
	Starter	WIL-CRL-STR-3630-54-M	36w 30d 54h \$6,141
	Adder	WIL-CRL-ADR-3530-54-M	35w 30d 54h \$5,463
	Starter	WIL-CRL-STR-4230-54-M	42w 30d 54h \$6,186
Adder	WIL-CRL-ADR-4130-54-M	41w 30d 54h \$5,545	
Starter	WIL-CRL-STR-4830-54-M	48w 30d 54h \$6,276	
Adder	WIL-CRL-ADR-4730-54-M	47w 30d 54h \$5,689	
Double Faced, Two Person Study Carrel with Marmoleum or plastic laminate top, and solid wood edgeband. Featuring overhead shelf.	Red Oak		
	Starter	WIL-CRL-STR-3660-54-RO	36w 60d 54h \$10,886
	Adder	WIL-CRL-ADR-3560-54-RO	35w 60d 54h \$9,324
	Starter	WIL-CRL-STR-4260-54-RO	42w 60d 54h \$10,954
	Adder	WIL-CRL-ADR-4160-54-RO	41w 60d 54h \$9,387
	Starter	WIL-CRL-STR-4860-54-RO	48w 60d 54h \$11,026
	Adder	WIL-CRL-ADR-4760-54-RO	47w 60d 54h \$9,482
	Cherry		
	Starter	WIL-CRL-STR-3660-54-C	36w 60d 54h \$11,437
	Adder	WIL-CRL-ADR-3560-54-C	35w 60d 54h \$9,640
	Starter	WIL-CRL-STR-4260-54-C	42w 60d 54h \$11,514
	Adder	WIL-CRL-ADR-4160-54-C	41w 60d 54h \$9,708
	Starter	WIL-CRL-STR-4860-54-C	48w 60d 54h \$11,636
	Adder	WIL-CRL-ADR-4760-54-C	47w 60d 54h \$9,798
	Maple		
	Starter	WIL-CRL-STR-3660-54-M	36w 60d 54h \$11,062
	Adder	WIL-CRL-ADR-3560-54-M	35w 60d 54h \$9,396
	Starter	WIL-CRL-STR-4260-54-M	42w 60d 54h \$11,139
Adder	WIL-CRL-ADR-4160-54-M	41w 60d 54h \$9,482	
Starter	WIL-CRL-STR-4860-54-M	48w 60d 54h \$11,229	
Adder	WIL-CRL-ADR-4760-54-M	47w 60d 54h \$9,554	

Plastic laminate or Marmoleum® top standard, veneer top add 10%
 Electrical, wire management and accessories available, see electrical section for options
 Custom modifications, youth and standing heights available upon request.

ACCESSORIES

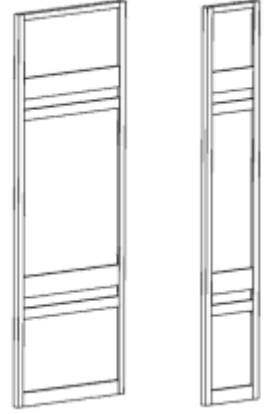


DESCRIPTION	ITEM NO	SIZE	STANDARD LIST
Dictionary Stand	Red Oak WIL-DIC-3028-45-RO	30w 28d 45h	\$7,342
	Cherry WIL-DIC-3028-45-C	30w 28d 45h	\$7,698
	Maple WIL-DIC-3028-45-M	30w 28d 45h	\$7,396
Dictionary Stand, Table Top	WIL-RVL-DIC-2114-8-RO	21w 14d 8h	\$1,580
	WIL-RVL-DIC-2114-8-C	21w 14d 8h	\$1,580
	WIL-RVL-DIC-2114-8-M	21w 14d 8h	\$1,580



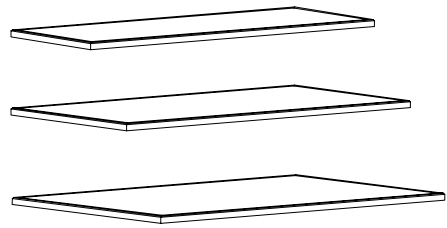
Atlas Stand	Red Oak WIL-ATL-3028-45-RO	30w 28d 45h	\$10,836
	Cherry WIL-ATL-3028-45-C	30w 28d 45h	\$11,505
	Maple WIL-ATL-3028-45-M	30w 28d 45h	\$11,053

END PANELS



Single Faced End Panel Up to 66" high (h) Up to 90" high (h)	Red Oak WIL-EP-SF-1266-RO	12w 66h 1.25th	\$1,291
	WIL-EP-SF-1290-RO	12w 90h 1.25th	\$1,323
Double Faced End Panel Up to 66" high (h) Up to 90" high (h)	WIL-EP-DF-2466-RO	24w 66h 1.25th	\$1,747
	WIL-EP-DF-2490-RO	24w 90h 1.25th	\$1,838
Single Faced End Panel Up to 66" high (h) Up to 90" high (h)	Cherry WIL-EP-SF-1266-C	12w 66h 1.25th	\$1,377
	WIL-EP-SF-1290-C	12w 90h 1.25th	\$1,431
Double Faced End Panel Up to 66" high (h) Up to 90" high (h)	WIL-EP-DF-2466-C	24w 66h 1.25th	\$1,923
	WIL-EP-DF-2490-C	24w 90h 1.25th	\$2,023
Single Faced End Panel Up to 66" high (h) Up to 90" high (h)	Maple WIL-EP-SF-1266-M	12w 66h 1.25th	\$1,336
	WIL-EP-SF-1290-M	12w 90h 1.25th	\$1,382
Double Faced End Panel Up to 66" high (h) Up to 90" high (h)	WIL-EP-DF-2466-M	24w 66h 1.25th	\$1,824
	WIL-EP-DF-2490-M	24w 90h 1.25th	\$1,901

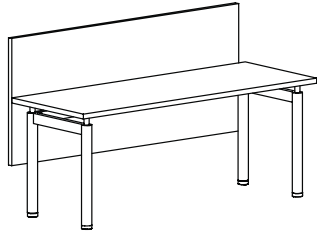
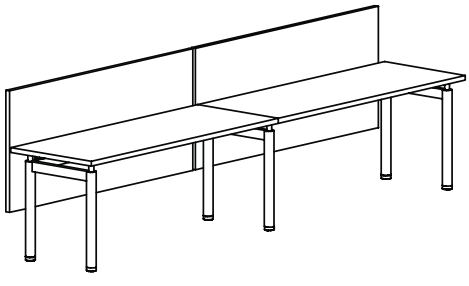
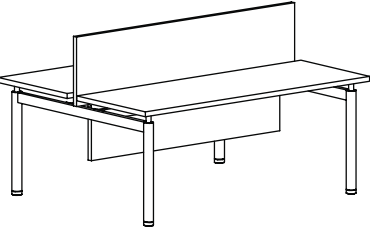
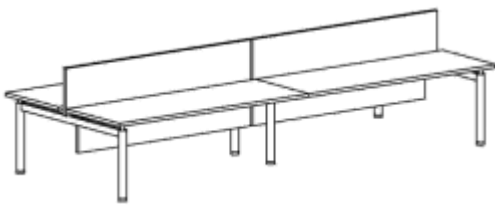
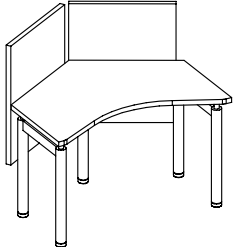
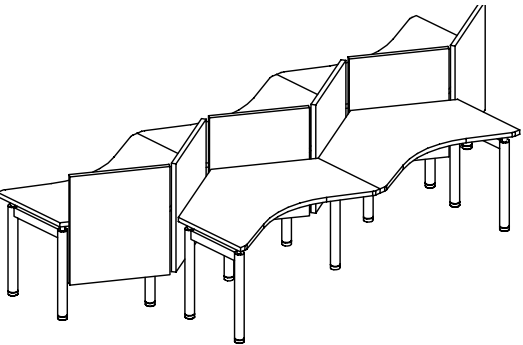
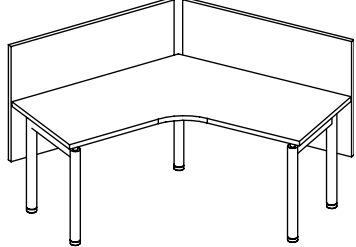
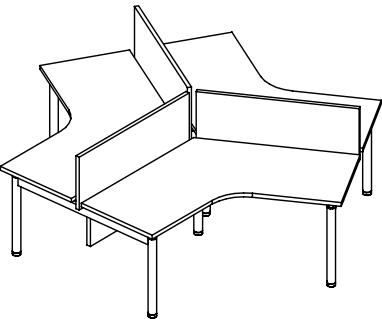
TOP CAPS




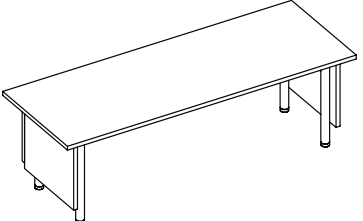
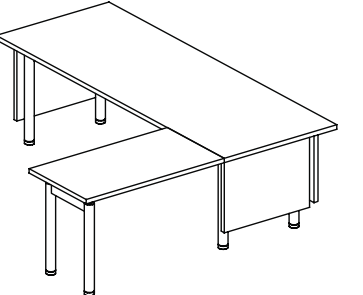
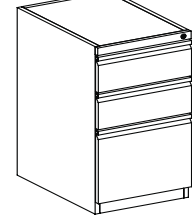
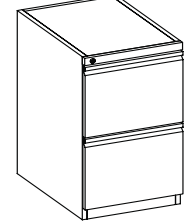
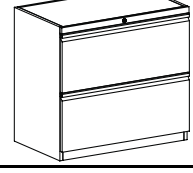
Single Faced Width Top Cap Priced per foot length (l)	Red Oak WIL-TC-SF-12xx-RO	12w xxl 1.25th	\$158 per linear foot
	WIL-TC-DF-24xx-RO	24w xxl 1.25th	\$203 per linear foot
Double Faced Width Top Cap Priced per foot length (l)	WIL-TC-FC-36xx-RO	36w xxl 1.25th	\$280 per linear foot
	Cherry WIL-TC-SF-12xx-C	12w xxl 1.25th	\$167 per linear foot
Double Faced Width Top Cap Priced per foot length (l)	WIL-TC-DF-24xx-C	24w xxl 1.25th	\$212 per linear foot
	WIL-TC-FC-36xx-C	36w xxl 1.25th	\$316 per linear foot
Single Faced Width Top Cap Priced per foot length (l)	Maple WIL-TC-SF-12xx-M	12w xxl 1.25th	\$163 per linear foot
	WIL-TC-DF-24xx-M	24w xxl 1.25th	\$208 per linear foot
File Cabinet Width Top Cap Priced per foot length (l)	WIL-TC-FC-36xx-M	36w xxl 1.25th	\$293 per linear foot
Filler Strip Moulding Small-Finished filler strip	PRM-FLLR-3-3-96	8 ft. lengths	\$542 per 8 ft. length
Filler Strip Moulding Large-Finished filler strip	PRM-FLLR-6-3-96	8 ft. lengths	\$813 per 8 ft. length

Plastic laminate or Marmoleum® top standard, veneer top add 10%
Custom modifications upon request.

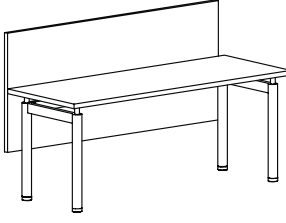
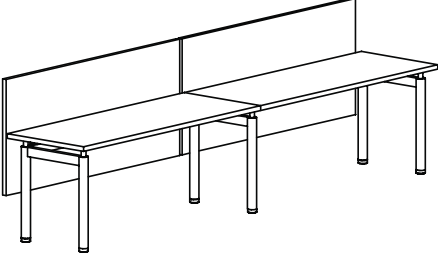
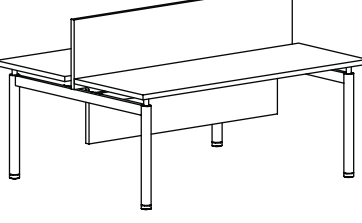
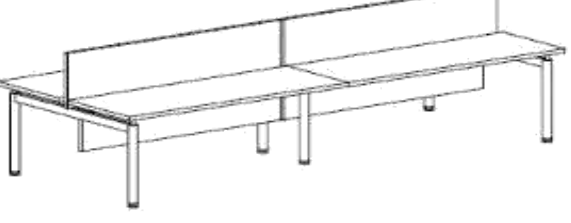
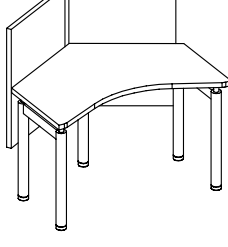
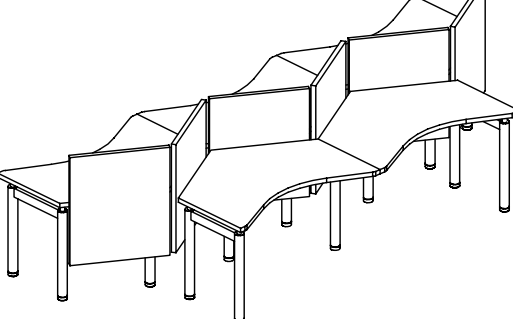
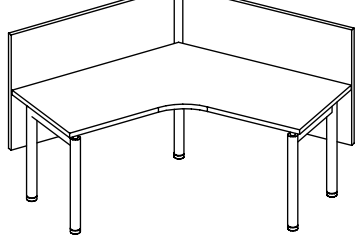
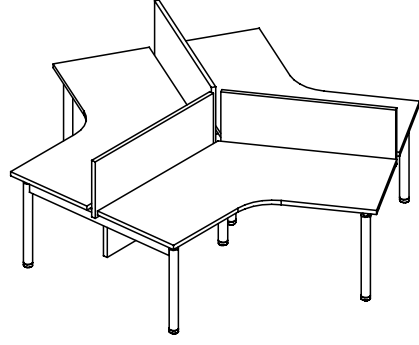
P-Lam Tops/PVC Edgeband/P-Lam Panels

	DESCRIPTION	ITEM NO	SIZE	STANDARD LIST
	Single Faced Carrel Table with plastic laminate top, PVC edgeband, and plastic laminate back panel. Steel powder coat base with round legs.			
	2 Person SF Workstation 36" Option- Standing Height	EMT-WKS-2PS-7229-4329-PLS OPT-EMT-WKS-2PS-STDG-HGT	72w 29d 43h	\$5,811 \$5,950
	Single Faced Carrel Table with plastic laminate top, PVC edgeband, and plastic laminate back panel. Steel powder coat base with round legs.			
	4 Person SF Workstation 36" Option- Standing Height	EMT-WKS-4PS-14429-4329-PLS OPT-EMT-WKS-4PS-STDG-HGT	144w 29d 43h	\$10,175 \$10,457
	Double Faced Carrel Table with plastic laminate top, PVC edgeband, and plastic laminate back panel. Steel powder coat base with round legs.			
	4 Person DF Workstation 36" Option- Standing Height	EMT-WKS-4PD-7257-4329-PLS OPT-EMT-WKS-4PD-STDG-HGT	72w 57d 43h	\$6,768 \$6,945
	Double Faced Carrel Table with plastic laminate top, PVC edgeband, and plastic laminate back panel. Steel powder coat base with round legs.			
	6 Person DF Workstation 36" Option- Standing Height	EMT-WKS-6PD-10857-4329-PLS OPT-EMT-WKS-6PD-STDG-HGT	108w 57d 43h	\$13,669 \$13,833
	8 Person DF Workstation 36" Option- Standing Height	EMT-WKS-8PD-14457-4329-PLS OPT-EMT-WKS-8PD-STDG-HGT	144w 57d 43h	\$14,132
	Single Person Zigzag Station with plastic laminate top, PVC edgeband, and plastic laminate back panel. Steel powder coat base with round legs.			
	1 Person ZZ Workstation 48" Option- Standing Height	EMT-ZZ-1PS-4829-4329-PLS OPT-EMT-ZZ-1PS-STDG-HGT	48w 29d 43h	\$6,093
	Double Faced Zigzag Workstation with plastic laminate top, PVC edgeband, and plastic laminate back panel. Steel powder coat base with round legs.			
	5 Person ZZ Workstation 48" Option- Standing Height 6 Person ZZ Workstation 48" Option- Standing Height	EMT-ZZ-5PS-14464-4329-PLS OPT-EMT-ZZ-5PS-STDG-HGT EMT-ZZ-6PS-16864-4329-PLS OPT-EMT-ZZ-6PS-STDG-HGT	144w 64d 43h 168w 64d 43h	\$20,121 \$23,576
	Single Pod Workstation with plastic laminate top, PVC edgeband, and plastic laminate back panel. Steel powder coat base with round legs.			
	1 Person Pod Workstation 36" Option- Standing Height 1 Person Pod Workstation 42" Option- Standing Height	EMT-POD-3626-4329-PLS OPT-EMT-POD-3626-STDG-HGT EMT-POD-4226-4329-PLS OPT-EMT-POD-4226-STDG-HGT	36w 26d 43h 42w 26d 43h	\$6,767 \$6,787
	3 Person Pod Workstation with plastic laminate top, PVC edgeband, and plastic laminate back panel. Steel powder coat base with round legs.			
	3 Person Pod Workstation 36" Option- Standing Height 3 Person Pod Workstation 42" Option- Standing Height	EMT-POD3-8092-4329-PLS OPT-EMT-POD3-8092-STDG-HGT EMT-POD3-89103-4329-PLS OPT-EMT-POD3-801-3STDG-HGT	80w 92d 43h 89w 103d 43h	\$13,135 \$13,188
	Plastic laminate or Marmoleum® top standard Powdercoat base in standard black or silver, custom colors available upon request. Electrical, wire management and accessories available, see electrical section for options Custom Modifications: Youth and standing heights and custom lengths and widths available upon request. 3-form divider panels upon request.			

P-Lam Tops/PVC Edgeband/P-Lam Panels

	DESCRIPTION	ITEM NO	SIZE	STANDARD LIST
	Elements Table plastic laminate top with PVC edgeband, steel powdercoat base, and round legs.	EMT-TBL-4236-30	42w 36d 30h	\$2,551
		EMT-TBL-4836-30	48w 36d 30h	\$2,560
		EMT-TBL-6036-30	60w 36d 30h	\$2,679
		EMT-TBL-7236-30	72w 36d 30h	\$2,778
		EMT-TBL-6048-30	60w 48d 30h	\$3,049
		EMT-TBL-7248-30	72w 48d 30h	\$3,247
		EMT-TBL-8448-30	84w 48d 30h	\$3,333
		EMT-TBL-9648-30	96w 48d 30h	\$3,341
		EMT-TBL-7254-30	72w 54d 30h	\$3,411
		EMT-TBL-8454-30	84w 54d 30h	\$3,502
		EMTTBL-9654-30	96w 54d 30h	\$3,510
		EMT-TBL-8460-30	84w 60d 30h	
		EMT-TBL-9660-30	96w 60d 30h	\$3,510
		Option- Standing Height	OPT-EMT-STDG-HGT-TBL	39-42h
	Elements Desk plastic laminate top with PVC edgeband, modesty panels on three sides, steel powdercoat base, and round legs.	EMT-DSK-7229-29-PLS	72w 29d 29h	\$7,936
		EMT-DSK-8429-29-PLS	84w 29d 29h	\$8,039
		EMT-DSK-9629-29-PLS	96w 29d 29h	\$8,228
	Elements Desk plastic laminate with top with PVC edgeband, modesty panels on three sides, steel powdercoat base, and round legs. Return on right or left is ADA compliant.	EMT-DSK-RTN-7270-29-PLS	72w 70d 29h	\$10,188
		EMT-DSK-RTN-8470-29-PLS	84w 70d 29h	\$10,299
		EMT-DSK-RTN-9670-29-PLS	96w 70d 29h	\$10,489
	Metal File Pedestal Box/Box/File	EMT-PED-3-DRW-1519-28	15w 19d 28h	\$614
		EMT-PED-3-DRW-2219-28	22w 19d 28h	\$657
		Set of 4 casters	EMT-PED-CASTERS	\$115
	Metal File Pedestal File/File	EMT-PED-2-DRW-1519-28	15w 19d 28h	\$588
		EMT-PED-2-DRW-2219-28	22w 19d 28h	\$596
		Set of 4 casters	EMT-PED-CASTERS	\$115
	Metal File Pedestal Lateral File/File	EMT-LAT-PED-3019-28	30w 18d 28h	\$894
		EMT-LAT-PED-3619-28	36w 18d 28h	\$959
		EMT-LAT-PED-4219-28	42w 18d 28h	\$1,050
	Plastic laminate top standard Powdercoat base in standard black or metallic silver, additional colors available upon request. Electrical, wire management and accessories available, see electrical section for options Desks as above modified with Manifest base	MFT-DSK-xx29-29		N/C
	Custom Modifications: Youth and standing heights and custom lengths and widths available upon request. 3-form divider panels upon request.			

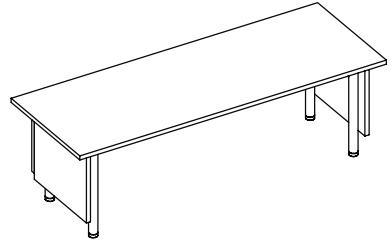
P-Lam Tops/PVC Edgeband/Veneer Panels

	DESCRIPTION	ITEM NO	SIZE	STANDARD LIST
	Single Faced Carrel Table with plastic laminate top, PVC edgeband, and wood veneer back panel. Steel powder coat base with round legs.			
	2 Person SF Workstation 36"	EMT-WKS-2PS-7229-4329-WPS	72w 29d 43h	\$6,137
	2 Person SF Workstation 42"	EMT-WKS-2PS-8429-4329-WPS	84w 29d 43h	\$6,280
	Single Faced Carrel Table with plastic laminate top, PVC edgeband, and wood veneer back panel. Steel powder coat base with round legs.			
	4 Person SF Workstation 36"	EMT-WKS-4PS-14429-4329-WPS	144w 29d 43h	\$10,825
	4 Person SF Workstation 42"	EMT-WKS-4PS-16829-4329-WPS	168w 29d 43h	\$11,116
	Double Faced Carrel Table with plastic laminate top, PVC edgeband, and wood veneer back panel. Steel powder coat base with round legs.			
	4 Person DF Workstation 36"	EMT-WKS-4PD-7257-4329-WPS	72w 57d 43h	\$6,903
	4 Person DF Workstation 42"	EMT-WKS-4PD-8457-4329-WPS	84w 57d 43h	\$7,081
	Double Faced Carrel Table with plastic laminate top, PVC edgeband, and wood veneer back panel. Steel powder coat base with round legs.			
	6 Person DF Workstation 36"	EMT-WKS-6PD-10857-4329-WPS	108w 57d 43h	\$13,804
	6 Person DF Workstation 42"	EMT-WKS-6PD-12657-4329-WPS	126w 57d 43h	\$13,969
	8 Person DF Workstation 36"	EMT-WKS-8PD-14457-4329-WPS	144w 57d 43h	\$14,403
	Single Person Zigzag Station with plastic laminate top, PVC edgeband, and wood veneer back panel. Steel powder coat base with round legs.			
	1 Person ZZ Workstation 48"	EMT-ZZ-1PS-4829-4329-WPS	48w 29d 43h	\$6,274
	Double Faced Zigzag Workstation with plastic laminate top, PVC edgeband, and wood veneer back panel. Steel powder coat base with round legs.			
	5 Person ZZ Workstation 48"	EMT-ZZ-5PS-14464-4329-WPS	144w 64d 43h	\$20,663
	6 Person ZZ Workstation 48"	EMT-ZZ-6PS-16864-4329-WPS	168w 64d 43h	\$24,208
	Single Pod Workstation with plastic laminate top, PVC edgeband, and wood veneer back panel. Steel powder coat base with round legs.			
	1 Person Pod Workstation 36"	EMT-POD-3626-4329-WPS	36w 26d 43h	\$6,857
	1 Person Pod Workstation 42"	EMT-POD-4226-4329-WPS	42w 26d 43h	\$6,878
	3 Person Pod Workstation with plastic laminate top, PVC edgeband, and wood veneer back panel. Steel powder coat base with round legs.			
	3 Person Pod Workstation 36"	EMT-POD3-8092-4329-WPS	80w 92d 43h	\$13,270
	3 Person Pod Workstation 42"	EMT-POD3-89103-4329-WPS	89w 103d 43h	\$13,324

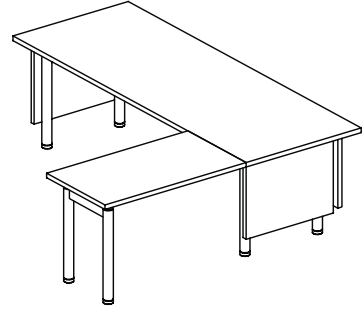
Plastic laminate top standard
Powdercoat base in standard black or metallic silver, additional colors available upon request.
Electrical, wire management and accessories available, see electrical section for options

Custom Modifications:
Youth and standing heights and custom lengths and widths available upon request.
3-form divider panels upon request.

P-Lam Tops/PVC Edgeband/Veneer Panels



DESCRIPTION	ITEM NO	SIZE	STANDARD LIST
Elements Desk plastic laminate top with PVC edgeband, wood veneer modesty panels on three sides, steel powdercoat base, and round legs.	EMT-DSK-7229-29-WPS	72w 29d 29h	\$8,252
	EMT-DSK-8429-29-WPS	84w 29d 29h	\$8,355
	EMT-DSK-9629-29-WPS	96w 29d 29h	\$8,544

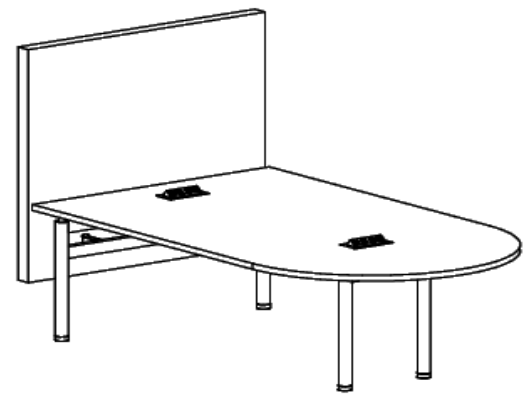


Elements Desk plastic laminate with top with PVC edgeband, wood veneer modesty panels on three sides, steel powdercoat base, and round legs. Return on right or left is ADA compliant.	EMT-DSK-RTN-7270-29-WPS	72w 70d 29h	\$9,872
	EMT-DSK-RTN-8470-29-WPS	84w 70d 29h	\$9,983
	EMT-DSK-RTN-9670-29-WPS	96w 70d 29h	\$10,173

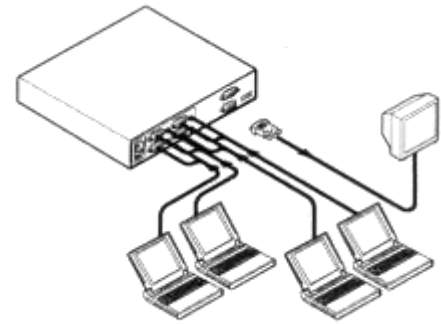
Plastic laminate top standard Powdercoat base in standard black or metallic silver, additional colors available upon request. Electrical, wire management and accessories available, see electrical section for options Desks as above modified with Manifest base	MFT-DSK-xx29-29		N/C
---	-----------------	--	-----

Custom Modifications:
Youth and standing heights and custom lengths and widths available upon request.
3-form divider panels upon request.

MEDIA STATIONS



DESCRIPTION	ITEM NO	SIZE	STANDARD LIST
Media Station for 1 computer, plastic laminate top, PVC edgeband, plastic laminate TV panel and two power/media modules. (Monitor not included.)	EMT-MMS-7254-62-PLS	72w 54d 62h 29ws	\$9,238
	EMT-MMS-8454-62-PLS	84w 54d 62h 29ws	\$9,242
	EMT-MMS-9254-62-PLS	92w 54d 62h 29ws	\$9,400
	EMT-MMS-10454-62-PLS	104w 54d 62h 29ws	\$10,208
	EMT-MMS-11654-62-PLS	116w 54d 62h 29ws	\$10,255
Note: Power/Media Module for (1) Lap Top: Box consists of the following: (3) power ports (1) USB dual charging port (1) Open data garage Monitor input cables. Please specify HDMI or VGA	EMT-MMS-7260-62-PLS	72w 60d 62h 29ws	\$9,504
	EMT-MMS-8460-62-PLS	84w 60d 62h 29ws	\$9,522
	EMT-MMS-9260-62-PLS	92w 60d 62h 29ws	\$9,676
	EMT-MMS-10460-62-PLS	104w 60d 62h 29ws	\$10,474
	EMT-MMS-11660-62-PLS	116w 60d 62h 29ws	\$10,522
Media Station for 1 computer, plastic laminate top, PVC edgeband, wood veneer TV panel and two power/media modules. (Monitor not included.)	EMT-MMS-7254-62-WPS	72w 54d 62h 29ws	\$9,446
	EMT-MMS-8454-62-WPS	84w 54d 62h 29ws	\$9,450
	EMT-MMS-9254-62-WPS	92w 54d 62h 29ws	\$9,608
	EMT-MMS-10454-62-WPS	104w 54d 62h 29ws	\$10,415
	EMT-MMS-11654-62-WPS	116w 54d 62h 29ws	\$10,463
(Same as above)	EMT-MMS-7260-62-WPS	72w 60d 62h 29ws	\$9,662
	EMT-MMS-8460-62-WPS	84w 60d 62h 29ws	\$9,680
	EMT-MMS-9260-62-WPS	92w 60d 62h 29ws	\$9,834
	EMT-MMS-10460-62-WPS	104w 60d 62h 29ws	\$10,632
	EMT-MMS-11660-62-WPS	116w 60d 62h 29ws	\$10,680
Media Station for 1 computer, wood veneer top, solid wood edgeband, wood veneer TV panel and two power/media modules. (Monitor not included.)	EMT-MMS-7254-62-V-WPS	72w 54d 62h 29ws	\$10,105
	EMT-MMS-8454-62-V-WPS	84w 54d 62h 29ws	\$10,240
	EMT-MMS-9254-62-V-WPS	92w 54d 62h 29ws	\$10,398
	EMT-MMS-10454-62-V-WPS	104w 54d 62h 29ws	\$11,205
	EMT-MMS-11654-62-V-WPS	116w 54d 62h 29ws	\$11,253
(Same as above)	EMT-MMS-7260-62-V-WPS	72w 60d 62h 29ws	\$10,453
	EMT-MMS-8460-62-V-WPS	84w 60d 62h 29ws	\$10,470
	EMT-MMS-9260-62-V-WPS	92w 60d 62h 29ws	\$10,624
	EMT-MMS-10460-62-V-WPS	104w 60d 62h 29ws	\$11,422
	EMT-MMS-11660-62-V-WPS	116w 60d 62h 29ws	\$11,470



Optional Switching Technology

4-6 Person Computer Switching Technology

Includes the following:

- 4-6 Person Switching
- VGA Cables
- Monitor Input Cables

4-6 Person Computer Switching Technology

Includes the following:

- 4-6 Person Switching
- HDMI Cables
- Monitor Input Cables

4-6 Person Computer Switching Technology

Includes the following:

- 4-6 Person Switching
- HDMI & VGA Cables
- Monitor Input Cables

(Note: Pricing Upon Request. Configuration Required for a Quotation.)

Plastic laminate top standard.

Powdercoat base in standard black or silver, custom colors available upon request.

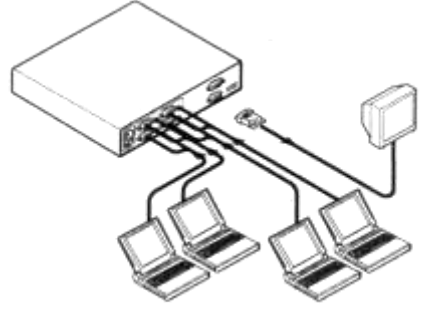
Custom modifications available upon request.

Electrical, wire management and accessories available, see electrical section for options

MEDIA TABLES



DESCRIPTION	ITEM NO	SIZE	STANDARD LIST
Media Station for 1 computer, plastic laminate top, PVC edgeband and two power/media modules. Note: Power/Media Module for (1) Lap Top: Box consists of the following: (3) power ports (1) USB dual charging port (1) Open data garage Monitor input cables. Please specify HDMI or VGA	EMT-MMS-7254-29	72w 54d 29h	\$5,859
	EMT-MMS-8454-29	84w 54d 29h	\$5,863
	EMT-MMS-9254-29	92w 54d 29h	\$6,021
	EMT-MMS-10454-29	104w 54d 29h	\$6,833
	EMT-MMS-11654-29	116w 54d 29h	\$6,872
	EMT-MMS-7260-29	72w 60d 29h	\$5,918
	EMT-MMS-8460-29	84w 60d 29h	\$5,935
	EMT-MMS-9260-29	92w 60d 29h	\$6,093
	EMT-MMS-10460-29	104w 60d 29h	\$6,891
	EMT-MMS-11660-29	116w 60d 29h	\$6,931
Media Station for 1 computer, wood veneer top, solid wood edgeband and power/media module. (Same as above)	EMT-MMS-7254-29-V	72w 54d 29h	\$6,649
	EMT-MMS-8454-29-V	84w 54d 29h	\$6,653
	EMT-MMS-9254-29-V	92w 54d 29h	\$6,811
	EMT-MMS-10454-29-V	104w 54d 29h	\$7,623
	EMT-MMS-11654-29-V	116w 54d 29h	\$7,662
	EMT-MMS-7260-29-V	72w 60d 29h	\$6,708
	EMT-MMS-8460-29-V	84w 60d 29h	\$6,725
	EMT-MMS-9260-29-V	92w 60d 29h	\$6,883
	EMT-MMS-10460-29-V	104w 60d 29h	\$7,682
	EMT-MMS-11660-29-V	116w 60d 29h	\$7,721



Optional Switching Technology

4-6 Person Computer Switching Technology

Includes the following:

- 4-6 Person Switching
- VGA Cables
- Monitor Input Cables

4-6 Person Computer Switching Technology

Includes the following:

- 4-6 Person Switching
- HDMI Cables
- Monitor Input Cables

4-6 Person Computer Switching Technology






Includes the following:

- 4-6 Person Switching
- HDMI & VGA Cables
- Monitor Input Cables

(Note: Pricing Upon Request. Configuration Required for a Quotation.)

Plastic laminate top standard.
Powdercoat base in standard black or silver, custom colors available upon request.
Custom modifications available upon request.
Electrical, wire management and accessories available, see electrical section for options









POWER AND DATA ACCESS

	DESCRIPTION	ITEM NO	SIZE	STANDARD LIST
	3" Plastic Round Grommet Grommet comes with cap and sleeve.	ELEC-PGRM-RD-35-BK	Black	\$134
		ELEC-PGRM-RD-35-BR	Brown	\$134
		ELEC-PGRM-RD-35-DG	Grey	\$134
		ELEC-PGRM-RD-35-WH	White	\$134
		ELEC-PGRM-RD-35-PT	Putty	\$134
		ELEC-PGRM-RD-35-PC	Polished Chrome	\$175
		ELEC-PGRM-RD-35-SC	Satin Chrome	\$175
	3" Metal Round Grommet Grommet comes with cap and sleeve.	ELEC-MGRM-MMS-PC	Polished Chrome	\$276
		ELEC-MGRM-MMS-SC	Satin Chrome	\$276
		ELEC-MGRM-MMS-SN	Satin Nickel	\$276
		ELEC-MGRM-MMS-BC	Black Chrome	\$276
		ELEC-MGRM-MMS-PB	Polished Brass	\$276
		ELEC-MGRM-MMS-EA	English Antique	\$276
		ELEC-MGRM-MMS-MB	Matte Black	\$276
	MiniTap - Under Work Surface, Apron Mount, or On Surface (See note below)* 1 Power and 1 USB Unit	ELEC-MINITAP-1.1-P+USB-BK	Black	\$189
		ELEC-MINITAP-1.1-P+USB-WH	White	\$181
	2 Power Unit	ELEC-MINITAP-2PWR-BK	Black	\$106
		ELEC-MINITAP-2PWR-WH	White	\$106
	Metal powdercoat faceplate	ELEC-MINITAP-PLATE	TBD	\$103
	Assemble - Surface Mount (See note below)* 1 Power and 1 USB Unit or 2 Power Units	ELEC-ASSEMBLS-1.1-P+USB-AA	Anodized Aluminum	\$452
		ELEC-ASSEMBLS-2PWR-AA	Anodized Aluminum	\$452
	Assemble - Surface Mount 2 Power and 2 USB Units or 4 Power Units	ELEC-ASSEMBLS-2.2-P+USB-AA	Anodized Aluminum	\$568
		ELEC-ASSEMBLS-4PWR-AA	Anodized Aluminum	\$568
		Glenbeigh Contemporary Surface (See note below)* Mount, 1 Power & 1 USB Unit	ELEC-GLEN-CONT-P+USB-MS	Metallic Silver
		ELEC-GLEN-CONT-P+USB-AB	Antique Brass	\$528
		ELEC-GLEN-CONT-P+USB-DB	Dark Bronze	\$528
		ELEC-GLEN-CONT-P+USB-SN	Satin Nickel	\$528
		ELEC-GLEN-CONT-P+USB-PW	Parchment White	\$433
		ELEC-GLEN-CONT-P+USB-BK	Black	\$433
2 Power Units Only		ELEC-GLEN-CONT-PWR-MS	Metallic Silver	\$446
		ELEC-GLEN-CONT-PWR-AB	Antique Brass	\$541
		ELEC-GLEN-CONT-PWR-DB	Dark Bronze	\$541
		ELEC-GLEN-CONT-PWR-SN	Satin Nickel	\$541
		ELEC-GLEN-CONT-PWR-PW	Parchment White	\$446
	ELEC-GLEN-CONT-PWR-BK	Black	\$446	

*NOTE: All units priced above are plug set with a 72" cord. If you need a 120" cord or hardwired unit please call for pricing.

Units are available with both power receptacles and data ports. AGATI does not supply or install data jacks and cables but the unit is designed to accept a wide range of data jacks. All hardwire connection to the main building are by others. Specify all power and/or data on order.

POWER AND DATA ACCESS

	DESCRIPTION	ITEM NO	SIZE	STANDARD LIST
	Dean - mounted on work surface 2 Power Units	ELEC-DEAN-OS-BK-2P	Black	\$231
		ELEC-DEAN-OS-DGR-2P	Dark Gray	\$231
		ELEC-DEAN-OS-GR-2P	Gray	\$231
		ELEC-DEAN-OS-WH-2P	White	\$231
	1 Power Unit & (1) 2-Port Charging USB	ELEC-DEAN-OS-BK-1U1P	Black	\$305
		ELEC-DEAN-OS-DGR-1U1P	Dark Gray	\$305
		ELEC-DEAN-OS-GR-1U1P	Gray	\$305
		ELEC-DEAN-OS-WH-1U1P	White	\$305
	3 Power Units	ELEC-DEAN-OS-BK-3P	Black	\$239
		ELEC-DEAN-OS-DGR-3P	Dark Gray	\$239
		ELEC-DEAN-OS-GR-3P	Gray	\$239
		ELEC-DEAN-OS-WH-3P	White	\$239
	2 Power Unit & (2) 2-Port Charging USB	ELEC-DEAN-OS-BK-2U2P	Black	\$305
		ELEC-DEAN-OS-DGR-2U2P	Dark Gray	\$305
		ELEC-DEAN-OS-GR-2U2P	Gray	\$305
		ELEC-DEAN-OS-WH-2U2P	White	\$305
	Dean - mounted in work surface 2 Power Units	ELEC-DEAN-IS-BK-2P	Black	\$437
		ELEC-DEAN-IS-DGR-2P	Dark Gray	\$437
		ELEC-DEAN-IS-GR-2P	Gray	\$437
		ELEC-DEAN-IS-WH-2P	White	\$437
	1 Power Unit & (1) 2-Port Charging USB	ELEC-DEAN-IS-BK-1U1P	Black	\$511
		ELEC-DEAN-IS-DGR-1U1P	Dark Gray	\$511
		ELEC-DEAN-IS-GR-1U1P	Gray	\$511
		ELEC-DEAN-IS-WH-1U1P	White	\$511
	3 Power Units	ELEC-DEAN-IS-BK-3P	Black	\$445
		ELEC-DEAN-IS-DGR-3P	Dark Gray	\$445
		ELEC-DEAN-IS-GR-3P	Gray	\$445
		ELEC-DEAN-IS-WH-3P	White	\$445
	2 Power Unit & (2) 2-Port Charging USB	ELEC-DEAN-IS-BK-2U2P	Black	\$523
		ELEC-DEAN-IS-DGR-2U2P	Dark Gray	\$523
		ELEC-DEAN-IS-GR-2U2P	Gray	\$523
		ELEC-DEAN-IS-WH-2U2P	White	\$523

*NOTE: All units priced above are plug set with a 72" cord. If you need a 120" cord or hardwired unit please call for pricing.

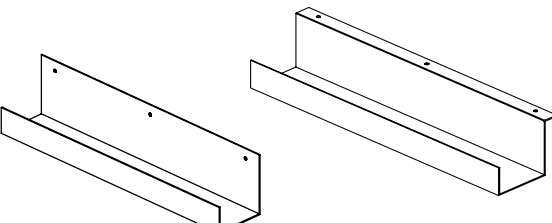
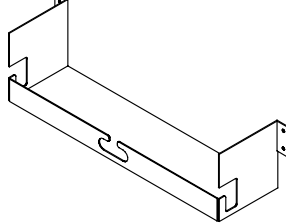

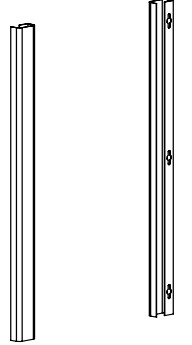

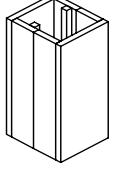
Units are available with both power receptacles and data ports. AGATI does not supply or install data jacks and cables but the unit is designed to accept a wide range of data jacks. All hardwire connection to the main building are by others. Specify all power and/or data on order.

POWER AND DATA ACCESS

	DESCRIPTION	ITEM NO	SIZE	STANDARD LIST	
	MHO - Surface Mount 1 Power & 1 USB Unit Single Sided	ELEC-MHO-1.1-P+USB-AA ELEC-MHO-1.1-P+USB-BK	Anodized Aluminum Black	\$631 \$731	
	MHO - Surface Mount 2 Power & 2 USB Units Single Sided	ELEC-MHO2.2-P+USB-AA ELEC-MHO2.2-P+USB-BK	Anodized Aluminum Black	\$737 \$758	
	(See note below)*				
 	M2X - Surface Mount 1 Power & 1 USB Unit each side Double Sided	ELEC-M2X1.1-P+USB-AA ELEC-M2X1.1-P+USB-BK	Anodized Aluminum Black	\$1,076 \$1,109	
	M2X - Surface Mount 2 Power & 2 USB Units each side Double Sided	ELEC-M2X2.2-P+USB-AA ELEC-M2X2.2-P+USB-BK	Anodized Aluminum Black	\$1,176 \$1,252	
	M2X - Surface Mount 3 Power & 3 USB Units each side Double Sided	ELEC-M2X3.3-P+USB-AA ELEC-M2X3.3-P+USB-BK	Anodized Aluminum Black	\$1,378 \$1,434	
	(See note below)*				
	Axil-Z - mounted flat in work surface, waterproof outlets. (See note below)*	ELEC-AXILZ-4PWR-WH	White	\$555	
	4 Power Outlets	ELEC-AXILZ-4PWR-BK	Black	\$659	
	4 Power & 1 USB	ELEC-AXILZ-4P+USB-BK	Black	\$621	
	1 Power & 1 Data Unit	ELEC-AXILZ-P+D-WH ELEC-AXILZ-P+D-BK	White Black	\$464 \$541	
	2 Power & 2 USB Units	ELEC-AXILZ-2P+2USB-BK-BK ELEC-AXILZ-2P+2USB-BK-AA	Gloss Black with Black Aluminum with Black	\$694 \$621	
	1 Power & 1 USB Unit	ELEC-AXILZ-1P+1USB-BK-AA ELEC-AXILZ-1P+1USB-WH	Aluminum with Black White	\$534 \$536	
	Waterproof Outlets, mounted flat in worksurface.				
	Hemisphere - Surface Mount 4 Power Outlets	ELEC-SPHERE-PWR-BK ELEC-SPHERE-PWR-CM ELEC-SPHERE-PWR-NM ELEC-SPHERE-PWR-SM	Black Charcoal Mica Nickel Mica Silver Mica	\$437 \$437 \$437 \$437	
	2 Power & 1 USB	ELEC-SPHERE-2PWR+1USB-BK	Black	\$430	
	(See note below)*				
	Corner Power Column 3 Power Outlets	ELEC-CPC-BK ELEC-CPC-RO ELEC-CPC-C ELEC-CPC-M	Black Red Oak Cherry Maple	\$298 \$298 \$298 \$298	
	(See note below)*				
		Node - Surface Mount 2 Power	ELEC-NODE-2-PWR-WH ELEC-NODE-2-PWR-BK ELEC-NODE-2-PWR-MS	White Black Silver	\$370 \$370 \$370
		1 Power and 1 USB	ELEC-NODE-1.1-P+USB-WH ELEC-NODE-1.1-P+USB-BK ELEC-NODE-1.1-P+USB-MS	White Black Silver	\$440 \$440 \$440
(See note below)*					

*NOTE: All units priced above are plug set with a 72" cord. If you need a 120" cord or hardwired unit please call for pricing.

This unit is recessed into the work surface and is available with both power receptacles, USB and data openings. AGATI does not supply or install data jack and cable but the unit is designed to accept a wide range of data jacks. All hardwire connection to the main building are by others. Specify all power or power and data or power and USB on order.

CABLE MANAGEMENT	DESCRIPTION	ITEM NO	SIZE	STANDARD LIST
	J Channel Wire Cable Manager Installs below works surface to catch access cables.			
	Back Mount 16" Length Top Mount 16" Length	ELEC-JCWT-16-BM ELEC-JCWT-16-TM	Powdercoat Powdercoat	\$199 \$199
	Half Shell Wire Tray Installs below works surface to catch access cables.			
	Back Mount Top Mount	ELEC-HSWT-BM ELEC-HSWT-TM	Powdercoat Powdercoat	\$122 \$122
	Wire Chase Leg Option for Antrim and Elements collections with powdercoat finish to match.	ELEC-WCL-ANT-RL ELEC-WCL-ANT-SL	Round Leg Square Leg	\$449 \$449
	Note: Only available for Antrim and Elements Collection. Allows for cord sets and 2 circuit hardwire conduit to run through the leg while be concealed by a spring hinged door.			
	Veneer Wrapped Wire Channel	ELEC-VWWC-RO ELEC-VWWC-C ELEC-VWWC-M	Red Oak Cherry Maple	\$172 \$172 \$172
	Roland Brushed Stainless	ELEC-WCL-ROL-BS		\$107
	Note: Channel has a metal housing with key slots for attaching to a vertical surface and is finished with veneer to match. Agati determines length. Powder coat finish upon request.			
	Slinky Cable Manager Allows for flexibility while concealing cables running to floor.			
	Round profile for hardwired cables	ELEC-SLINKY-RD-BK ELEC-SLINKY-RD-SIL	Black Silver	\$160 \$160
	Square Profile for plug set cables	ELEC-SLINKY-SQ-BK ELEC-SLINKY-SQ-MS	Black Metallic Silver	\$187 \$187
	*Standing height tables require two slinkies			
	Veneer Wrapped Wire Chimney	ELEC-VWWCH-RO ELEC-VWWCH-C ELEC-VWWCH-M		\$452 \$452 \$452
	Metal Chimney	ELEC-MWC		\$226

MONITOR AND KEYBOARD SUPPORT

	DESCRIPTION	ITEM NO	SIZE	STANDARD LIST	
	Folding Monitor Arm with fixed links, two-piece low-profile clamp and post.	ELEC-M4-MONT-ARM-ADJ		\$654	
	Dual Folding Monitor Arm with fixed links, two-piece low-profile clamp and post.	ELEC-M4-MONT-2ARM-ADJ		\$1,059	
	Folding Monitor Arm Slim profile with spring mechanism that is thinner, lighter and easier to maneuver than traditional monitor arms.	ELEC-M2-MONT-ARM-ADJ		\$396	
	Mflex Single Monitor- MF21SB12	ELEC-MFLEX-MONT-ARM-ADJ		\$503	
	Keyboard Support Set without sliding track	ELEC-RG16-KEYBRD-BK	Black	\$320	
	Keyboard Support Set with sliding track	ELEC-RG18-KEYBRD-BK	Black	\$320	
	Keyboard Support Set with sliding track	ELEC-RG22-KEYBRD-BK	Black	\$334	
	CPU Holder with (CPU600-BK) retractable under desk track (Fits CPU's 3.5" to 9" wide by 12" to 20" high. Max CPU weight 50 lbs.	ELEC-CPU600-BK		\$276	
	CPU Holder with (CPU555-BK) retractable under desk track (Fits CPU's 3" to 9.5" wide by 12" to 22" high. Max CPU weight 70 lbs.	ELEC-CPU555-BK		\$217	
	CPU Holder with retractable under desk track and security feature. (Fits CPU's 3" to 9.5" wide by 12" to 22" high. Max CPU weight 70 lbs.	ELEC-CPU555SEC-BK		\$353	
	4-Trak Power System- 1 Duplex-2 Power	Priced per station	ELEC-4TRAK-STA-BK	Black	\$238
	8-Trak Power System *Manifest collection must use 8-trak power	Priced per station	ELEC-8TRAK-STA-BK	Black	\$428
	Compact Plug-In Outlet Power Strip 4 or 6 outlets, 6' or 15' cord.	ELEC-UL101-4-BC	6' Cord Set	\$102	
		ELEC-UL101-4-BD	15' Cord Set	\$125	
		ELEC-UL206-6-BC	6' Cord Set	\$125	
		ELEC-UL206-6-BD	15' Cord Set	\$147	
	Task Light Comes with a T5 lamp, 8' cord. Choose black or white, length.	ELEC-UT-081321-21-WH	White	\$214	
		ELEC-UT-081321-24-WH	White	\$214	
		ELEC-UT-081321-33-WH	White	\$223	
		ELEC-UT-081321-42-WH	White	\$276	
		ELEC-UT-081321-21-BK	Black	\$214	
		ELEC-UT-081321-24-BK	Black	\$214	
		ELEC-UT-081321-33-BK	Black	\$223	
		ELEC-UT-081321-42-BK	Black	\$276	
	LEDTL-6 Task Light	12"	ELEC-UT-LEDTL6-TASK-12	\$156	
		20"	ELEC-UT-LEDTL6-TASK-20	\$157	
		24"	ELEC-UT-LEDTL6-TASK-24	\$169	
		32"	ELEC-UT-LEDTL6-TASK-32	\$214	
		40"	ELEC-UT-LEDTL6-TASK-40	\$242	
		LEDTL-7 Task Light	12"	ELEC-UT-LEDTL7-TASK-12	\$153
18"	ELEC-UT-LEDTL7-TASK-18		\$161		
24"	ELEC-UT-LEDTL7-TASK-24		\$169		
36"	ELEC-UT-LEDTL7-TASK-36		\$223		
48"	ELEC-UT-LEDTL7-TASK-48		\$272		
60"	ELEC-UT-LEDTL7-TASK-60		\$334		
	*Daisy chain components available	OPT-LEDTL6-DCW		\$6	
	Connector	OPT-LEDTL6-DCC		\$5	