

ADAPT
workstations




AGATI
FURNITURE


ADAPT WORKSTATIONS

Discover the Adapt Mobile Work Stations, an innovative solution to the decentralization of library spaces to better support community needs. Adapt features strategic mobility, specific durability, and a modern aesthetic to position your library for the future as library spaces are constantly being solidified as community anchors.


6 Arrow Wrap Adapt tables can be spread out.



They can be grouped together.



They can become two groups of 3.





FELT OR ACRYLIC PANELS
Customizable Colors

PANELS BRACKETS

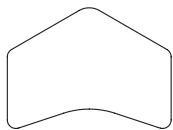
ELECTRICAL
Customizable Finish & Ports

WORKSURFACE
Plywood Veneer or Plastic Laminate

BUILT IN WHEELS
for Movability

AGATI
FURNITURE

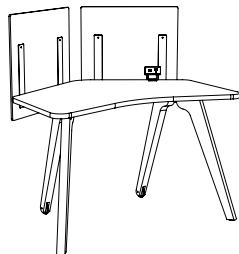
Adapt Workstations



ARROW WRAP TOP



ARROW WRAP
48"W x 35"D x 30"H
30" HIGH WORKSURFACE



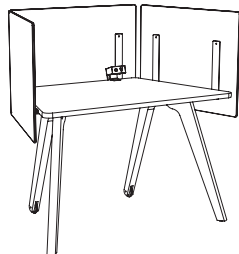
ARROW WRAP - PANEL & ELECTRIC
48"W x 35"D x 30"H
30" HIGH WORKSURFACE



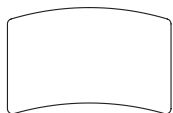
TRAPEZOID TOP



TRAPEZOID
48"W x 30"D x 30"H
30" HIGH WORKSURFACE



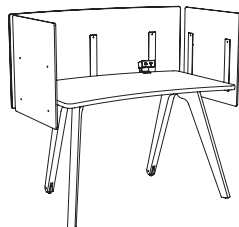
TRAPEZOID - PANEL & ELECTRIC
48"W x 30"D x 48"H
30" HIGH WORKSURFACE



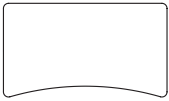
CURVED WRAP TOP



CURVED WRAP
48"W x 32"D x 30"H
30" HIGH WORKSURFACE



CURVED WRAP - PANEL & ELECTRIC
48"W x 32"D x 48"H
30" HIGH WORKSURFACE



STRAIGHT WRAP TOP



STRAIGHT WRAP

48"W x 30"D x 30"H

30" HIGH WORKSURFACE



STRAIGHT WRAP - PANEL & ELECTRIC

48"W x 30"D x 48"H

30" HIGH WORKSURFACE



STRAIGHT TOP




STRAIGHT

48"W x 24"D x 30"H

48"W x 30"D x 30"H

30" HIGH WORKSURFACE



STRAIGHT - PANEL & ELECTRIC

48"W x 24"D x 48"H

48"W x 30"D x 48"H

30" HIGH WORKSURFACE

AGATI
FURNITURE